



## Main

Range of product	Preventa Safety automation
Product or component type	Configurable safety controller
Safety module name	XPSMC
Safety use category	Category 4 maximum conforming to EN 954-1/EN/ISO 13849-1 PLE maximum conforming to EN/ISO 13849-1 SIL 3 maximum conforming to IEC 61508
Type of start	Configurable
Standards	EN 1760-1/ISO 13856-1 EN 574/ISO 13851 EN 954-1/EN/ISO 13849-1 EN/IEC 60204-1 EN/IEC 60947-5-1 EN/IEC 61496-1 IEC 61508
Product certifications	CSA TÜV UL
[Us] rated supply voltage	24 V DC - 20...20 %
Number of inputs	16
Communication port protocol	Modbus with 1 RJ45 port(s), serial link, transmission rate: 1200 bps, 2400 bps, 4800 bps, 9600 bps or 19200 bps
Safety level	Can reach PL e/category 4 conforming to EN 954-1/EN/ISO 13849-1 Can reach SIL 3 conforming to IEC 61508

## Complementary

Function of module	Dynamic monitoring of hydraulic valves on linear presses Eccentric press Emergency stop monitoring, with or without time delay, 1 or 2-channel wiring Enabling switch monitoring, 2 or 3 contacts Foot switch monitoring Guard monitoring for injection presses and blowing machines Guard monitoring with 1 or 2 limit switches Hydraulic press Magnetic switch monitoring Monitoring safety stop at top dead centre on eccentric press Muting function of light curtains Position selector Safety mat monitoring Safety time delays Shaft/chain breaking monitor Zero speed detection Light curtain monitoring (category 4) conforming to EN/IEC 61496 Two-hand control (category 3) conforming to EN 574/ISO 13851
Synchronisation time between inputs	Depending on configuration selected
Power consumption in W	12 W
Input protection type	External fuse 16 A
[Uc] control circuit voltage	28.8 V
Line resistance	100 Ohm 2000 m
Output type	2 relays, 2 NO contacts (4 NO total) circuit(s) Solid state, 6 circuit(s), volt-free
Breaking capacity	C300: holding 180 VA AC-15 relay output C300: inrush 1800 VA AC-15 relay output
Breaking capacity	1.5 A/24 V - L/R = 50 ms, DC-13 relay output 2 A/24 V for static output circuit
Output thermal current	4 A for both outputs simultaneously 6 A for 1 output and 2 A for the other relay output

The information provided in this documentation contains general descriptions and/or technical characteristics of the products contained herein. This documentation is not intended as a substitute for and is not to be used for determining suitability or reliability of these products for specific user applications. It is the duty of any such user or integrator to perform the appropriate and complete risk analysis, evaluation and testing of the products with respect to the relevant specific application or use thereof. Neither Schneider Electric Industries SAS nor any of its affiliates or subsidiaries shall be responsible or liable for misuse of the information contained herein.

[Ith] conventional free air thermal current	<= 16 A for relay output <= 6.5 A for static output circuit
Associated fuse rating	16 A gL for power supply 4 A gL for relay output 6 A fast blow for relay output
Minimum output current	10 mA relay output
Minimum output voltage	17 V relay output
Response time	Configurable : 20 ms or 30 ms with software XPSMCWIN
[Ui] rated insulation voltage	300 V, degree of pollution 2 conforming to IEC 60647-5-1, DIN VDE 0110 part 1
[Uimp] rated impulse withstand voltage	4 kV overvoltage category III conforming to IEC 60647-5-1, DIN VDE 0110 part 1
Method of access	Slave
Exchange size	14 words
Number of addresses	1...247 Modbus
Parity	Even Modbus No Modbus Odd Modbus
Data format	1 start bit/8 data bits 1 stop bit even or odd 2 stop bits without parity RTU (Remote Terminal Unit) mode
Supported modbus function	01: 8-bit output data/32-bit input data 02: 32-bit input data/8-bit output data 03: information and errors
Local signalling	30 LEDs
Mounting support	Mounting plate
Depth	6.02 in (153 mm)
Height	5.96 in (151.5 mm)
Width	2.91 in (74 mm)
Product weight	1.81 lb(US) (0.82 kg)

## Environment

IP degree of protection	IP20 conforming to EN/IEC 60529
ambient air temperature for operation	14...131 °F (-10...55 °C)
ambient air temperature for storage	-13...185 °F (-25...85 °C)

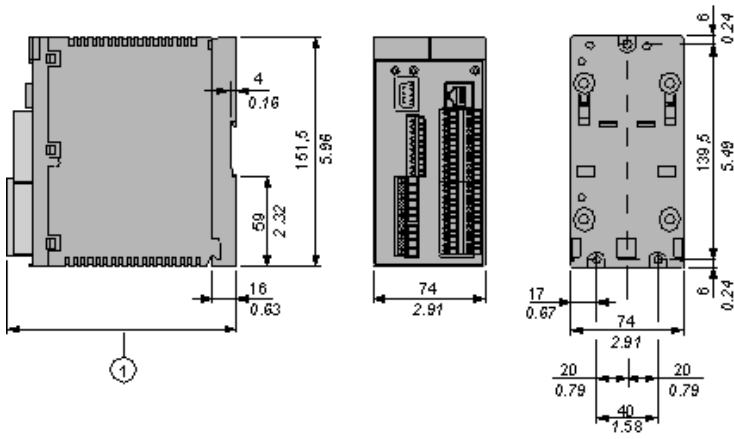
## Offer Sustainability

WARNING: This product can expose you to chemicals including:	WARNING: This product can expose you to chemicals including:
Lead and lead compounds, which is known to the State of California to cause cancer and birth defects or other reproductive harm.	Lead and lead compounds, which is known to the State of California to cause cancer and birth defects or other reproductive harm.
For more information go to <a href="http://www.p65warnings.ca.gov">www.p65warnings.ca.gov</a>	For more information go to <a href="http://www.p65warnings.ca.gov">www.p65warnings.ca.gov</a>

## Contractual warranty

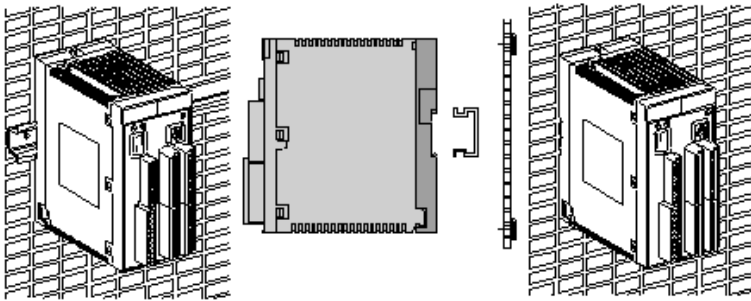
Warranty period	18 months
-----------------	-----------

## Dimensions



- 1 When using XPSMCTS<sup>®</sup> connectors this dimension is 153 mm (6.02 in)  
When using XPSMCTC<sup>®</sup> connectors this dimension is 151,5 mm (5.96 in)

## Installation



Metal adaptor for fixing on metal: DIN rail 35 mm/1.38 in.

## Wiring Diagrams

### Refer to the Instruction Sheet

To download the instruction sheet, follow below procedure:



**XPSAC5121**  
module XPSAC - Emergency stop - 24 V AC DC

[Download XPSAC5121 product datasheet](#)

Download & Documents 1 to 3 of 3 (Total: -1)

Instruction sheet		
XPSAC... Safety module for emergency stop and switch monitoring	English 2012-07-04	pdf (29)
Image of product		
Emergency stop and switch monitoring	2010-11-10	(Select :)
Certificate		
Russian certificate	English 2010-07-07	pdf (60)

Discover XPSAC5121 by

- Characteristics
- Dimensions Drawings
- Connections and Schema
- Technical Description
- **Download & Documents**

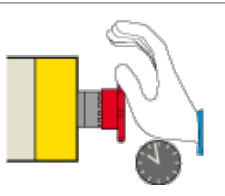
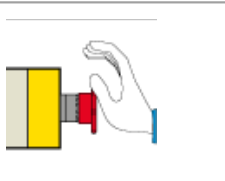
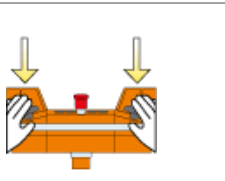
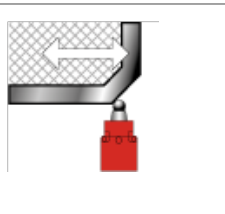
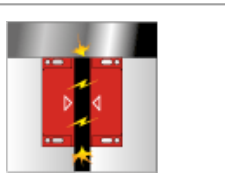

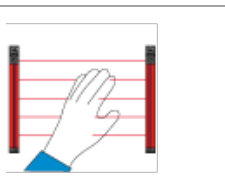
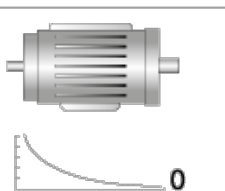
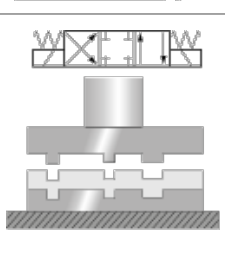
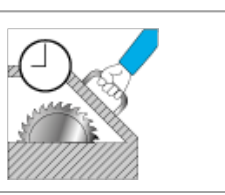
1

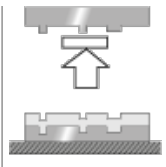

1 Click on **Download & Documents**.

2

2 Click on **Instruction sheet**.

## Safety Functions

	<ul style="list-style-type: none"> <li>  Emergency stop monitoring with time delay: <ul style="list-style-type: none"> <li>  1 channel wiring, with automatic start.</li> <li>  2 channel wiring, with start button.</li> </ul> </li> </ul>
	<ul style="list-style-type: none"> <li>  Emergency stop monitoring without time delay: <ul style="list-style-type: none"> <li>  1 channel wiring, with automatic start.</li> <li>  2 channel wiring, with start button.</li> </ul> </li> </ul>
	<ul style="list-style-type: none"> <li>  Two-hand control.</li> </ul>
	<ul style="list-style-type: none"> <li>  Guard monitoring: <ul style="list-style-type: none"> <li>  with 1 limit switch.</li> <li>  with 2 limit switches.</li> <li>  with 2 limit switches, with guard locking.</li> </ul> </li> <li>  Guard monitoring for injection presses and blowing machines.</li> </ul>
	<ul style="list-style-type: none"> <li>  Magnetic switch monitoring.</li> </ul>
	<ul style="list-style-type: none"> <li>  Sensing mat monitoring.</li> </ul>
	<ul style="list-style-type: none"> <li>  Light curtains monitoring: <ul style="list-style-type: none"> <li>  Relay output type.</li> <li>  Solid-state output type.</li> </ul> </li> <li>  "Muting" function for light curtains.</li> </ul>
	<ul style="list-style-type: none"> <li>  Zero speed detection.</li> </ul>
	<ul style="list-style-type: none"> <li>  Dynamic monitoring of hydraulic valves on linear presses.</li> </ul>
	<ul style="list-style-type: none"> <li>  Safety time delays.</li> </ul>

	<ul style="list-style-type: none"> <li>  Monitoring safety stop at top dead centre on eccentric press.</li> <li>  Hydraulic press.</li> <li>  Eccentric press.</li> </ul>
	<ul style="list-style-type: none"> <li>  Enabling switching monitoring: <ul style="list-style-type: none"> <li>  2 contact type.</li> <li>  3 contact type.</li> </ul> </li> </ul>

Other functions:

- | Foot switch monitoring
- | Chain shaft breakage monitoring
- | Position selector



Компания «ЭлектроПласт» предлагает заключение долгосрочных отношений при поставках импортных электронных компонентов на взаимовыгодных условиях!

Наши преимущества:

- Оперативные поставки широкого спектра электронных компонентов отечественного и импортного производства напрямую от производителей и с крупнейших мировых складов;
- Поставка более 17-ти миллионов наименований электронных компонентов;
- Поставка сложных, дефицитных, либо снятых с производства позиций;
- Оперативные сроки поставки под заказ (от 5 рабочих дней);
- Экспресс доставка в любую точку России;
- Техническая поддержка проекта, помощь в подборе аналогов, поставка прототипов;
- Система менеджмента качества сертифицирована по Международному стандарту ISO 9001;
- Лицензия ФСБ на осуществление работ с использованием сведений, составляющих государственную тайну;
- Поставка специализированных компонентов (Xilinx, Altera, Analog Devices, Intersil, Interpoint, Microsemi, Aeroflex, Peregrine, Syfer, Eurofarad, Texas Instrument, Miteq, Cobham, E2V, MA-COM, Hittite, Mini-Circuits, General Dynamics и др.);

Помимо этого, одним из направлений компании «ЭлектроПласт» является направление «Источники питания». Мы предлагаем Вам помощь Конструкторского отдела:

- Подбор оптимального решения, техническое обоснование при выборе компонента;
- Подбор аналогов;
- Консультации по применению компонента;
- Поставка образцов и прототипов;
- Техническая поддержка проекта;
- Защита от снятия компонента с производства.



#### Как с нами связаться

**Телефон:** 8 (812) 309 58 32 (многоканальный)

**Факс:** 8 (812) 320-02-42

**Электронная почта:** [org@eplast1.ru](mailto:org@eplast1.ru)

**Адрес:** 198099, г. Санкт-Петербург, ул. Калинина, дом 2, корпус 4, литера А.