


High Frequency Wire Wound Transformers

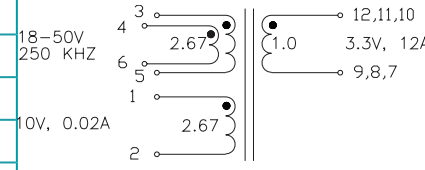
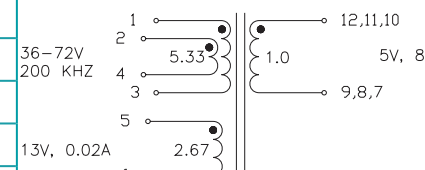
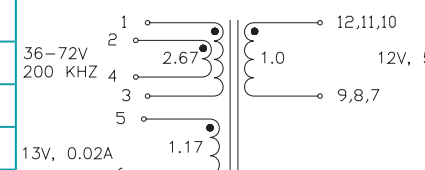
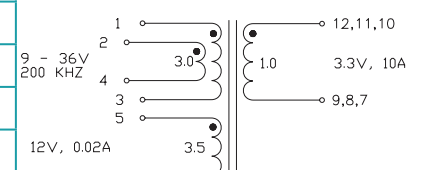
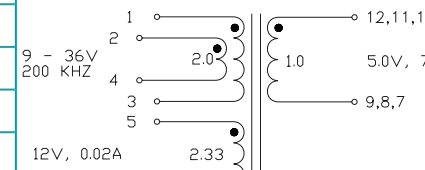


- Power Range:** up to 95W
- Height:** 11.4mm Max
- Footprint:** 29.2mm x 21.8mm Max
- Topology:** Forward and Flyback

Electrical Specifications @ 25°C - Operating Temperature -40°C to +125°C				
PA0273NL	Pri. Inductance	(1, 2-3, 4)	307µH ±25%	<p>FORWARD TRANSFORMER</p>
	Lk. Inductance	(1, 2-3, 4) with (5, 6, 9, 10) shorted	0.35µH MAX	
	DCR	(1, 2-3, 4)	65mΩ MAX	
		(7, 8, 9-10, 11, 12)	27mΩ MAX	
		(5-6)	240mΩ MAX	
	Hi-Pot	Pri-Sec	1500Vrms	
K1 Factor	20.2			
PA0751NL	Pri. Inductance	(1, 2-3, 4)	110µH ±10%	<p>FLYBACK TRANSFORMER</p>
	Lk. Inductance	(1, 2-3, 4) with (12, 11, 10, 9, 8, 7) shorted	2µH MAX	
	DCR	(4-5)	85mΩ MAX	
		(12, 11, 10-9, 8, 7)	12mΩ MAX	
		(1-3)	300mΩ MAX	
	Hi-Pot	Pri-Sec	1500Vrms	
K1 Factor	1364.8			
PA0769NL	Pri. Inductance	(1, 2-5, 4)	89.2µH ±18%	<p>FORWARD TRANSFORMER</p>
	Lk. Inductance	(1, 2-3, 4) with (12, 11, 10, 9, 8, 7) shorted	1.5µH MAX	
	DCR	(1, 2-3,4)	50mΩ MAX	
		(12-11)	3.8mΩ MAX	
		(10-9)=(8-7)	35mΩ MAX	
		(5-6)	110mΩ MAX	
	Hi-Pot	Pri-Sec	1500Vdc	
K1 Factor	21.5			

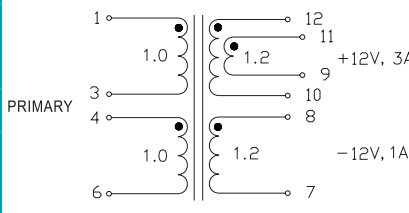
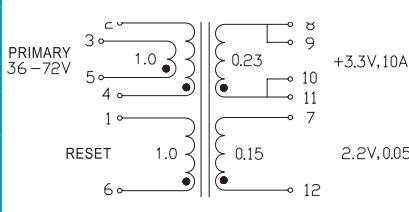
Electrical Specifications @ 25°C - Operating Temperature -40°C to +125°C					
PA1066NL	Pri. Inductance	(3-4)	137µH ±32%	<p>FORWARD TRANSFORMER</p>	
	Lk. Inductance	(3-4) with (11, 10, 9, 8) shorted	1.0µH MAX		
	DCR		(3-4)		35mΩ MAX
			(1-2)		199mΩ MAX
			(5-6)		100mΩ MAX
			(11-10)=(9-8)		17mΩ MAX
	Hi-Pot	Pri-Sec	500Vrms		
KI Factor	29.3				
PA1366NL	Pri. Inductance	(2, 3-4, 5)	10µH ±10%	<p>FLYBACK TRANSFORMER</p>	
	Lk. Inductance	(2, 3-4, 5) with (11, 8) shorted	0.3µH MAX		
	DCR		(2, 3-4, 5)		15.75mΩ MAX
			(11-8)		560mΩ MAX
	Hi-Pot	Pri-Sec	1500Vrms		
KI Factor	322.6				
PA1477NL	Pri. Inductance	(1, 2-3, 4)	38.3µH ±7%	<p>FLYBACK TRANSFORMER</p>	
	Lk. Inductance	(1, 2-3, 4) with (12, 11, 10, 9, 8, 7) shorted	1.0µH MAX		
	DCR		(1-3)		72mΩ MAX
			(2-4)		85mΩ MAX
			(12, 11, 10-9, 8, 7)		2.5mΩ MAX
			(5-6)		230mΩ MAX
Hi-Pot	Pri-Sec	1800Vrms			
KI Factor	772.2				
PA1558NL	Pri. Inductance	(1, 2-3, 4)	11.5µH ±10%	<p>FLYBACK TRANSFORMER</p>	
	Lk. Inductance	(1, 2-3, 4) with (12, 11, 10, 9, 8, 7) shorted	0.5µH MAX		
	DCR		(1, 2-3, 4)		28mΩ MAX
			(8-7)		12mΩ MAX
			(12-11)		5mΩ MAX
			(10-9)		62mΩ MAX
			(5-6)		190mΩ MAX
	Hi-Pot	Pri-Sec	1500Vrms		
KI Factor	463.7				

Electrical Specifications @ 25°C - Operating Temperature -40°C to +125°C

Model	Parameter	Value	Notes
PA1692NL	Pri. Inductance	(3, 4-5, 6)	73μH ±30%
	Lk. Inductance	(3, 4-5, 6) with (12, 11, 10, 9, 8, 7) shorted	1.0μH MAX
	DCR	(3, 4-5, 6)	10.2mΩ MAX
		(12, 11, 10-9, 8, 7)	5mΩ MAX
		(1-2)	115mΩ MAX
	Hi-Pot	Pri-Sec	1500Vdc
KI Factor	40.3		
			 <p>FLYBACK TRANSFORMER</p>
PA1735NL	Pri. Inductance	(1, 2-3, 4)	28.5μH ±5%
	Lk. Inductance	(1, 2-3, 4) with (12, 11, 10, 9, 8, 7) shorted	1μH MAX
	DCR	(1, 2-3, 4)	39.0mΩ MAX
		(12, 11, 10-9, 8, 7)	3.5mΩ MAX
		(5-6)	230mΩ MAX
	Hi-Pot	Pri-Sec	1800Vrms
KI Factor	574.6		
			 <p>FLYBACK TRANSFORMER</p>
PA1736NL	Pri. Inductance	(1, 2-3, 4)	20.5μH ±5%
	Lk. Inductance	(1, 2-3, 4) with (12, 11, 10, 9, 8, 7) shorted	1μH MAX
	DCR	(1, 2-3, 4)	39.0mΩ MAX
		(12, 11, 10-9, 8, 7)	8.5mΩ MAX
		(5-6)	230mΩ MAX
	Hi-Pot	Pri-Sec	1500Vrms
KI Factor	413.3		
			 <p>FLYBACK TRANSFORMER</p>
PA1835NL	Pri. Inductance	(1, 2-3, 4)	4.5μH ±5%
	Lk. Inductance	(1, 2-3, 4) with (12, 11, 10, 9, 8, 7) shorted	0.25μH MAX
	DCR	(1, 2-3, 4)	9.5mΩ MAX
		(12, 11, 10-9, 8, 7)	3mΩ MAX
		(5-6)	130mΩ MAX
	Hi-Pot	Pri-Sec	1800Vrms
KI Factor	241.9		
			 <p>FLYBACK TRANSFORMER</p>
PA1836NL	Pri. Inductance	(1, 2-3, 4)	4.5μH ±5%
	Lk. Inductance	(1, 2-3, 4) with (12, 11, 10, 9, 8, 7) shorted	0.2μH MAX
	DCR	(1, 2, 3, 4)	9.5mΩ MAX
		(12, 11, 10-9, 8, 7)	5mΩ MAX
		(5-6)	130mΩ MAX
	Hi-Pot	Pri-Sec	1800Vrms
KI Factor	241.9		
			 <p>FLYBACK TRANSFORMER</p>

Electrical Specifications @ 25°C - Operating Temperature -40°C to +125°C				
PA1837NL	Pri. Inductance	(1, 2-3, 4)	4.5μH ±5%	<p>FLYBACK TRANSFORMER</p>
	Lk. Inductance	(1, 2-3, 4) with (12, 11, 10, 9, 8, 7) shorted	0.2μH MAX	
	DCR	(1, 2, 3, 4)	9.5mΩ MAX	
		(12, 11, 10-9, 8, 7)	23mΩ MAX	
		(5-6)	130mΩ MAX	
	Hi-Pot	Pri-Sec	1800Vdc	
	KI Factor	241.9		
PA2047NL	Pri. Inductance	(1-3)	7.2μH ±5%	<p>FLYBACK TRANSFORMER</p>
	Lk. Inductance	(1-3) with (11, 10-9, 7) shorted	0.3μH MAX	
	DCR	(1-3)	52mΩ MAX	
		(11, 10-9, 7)	12mΩ MAX	
		(5-6)	240mΩ MAX	
	Hi-Pot	Pri-Sec	1500Vrms	
KI Factor	290.3			
PA2053NL	Pri. Inductance	(1, 2-5, 6)	292.0μH ±32%	<p>FLYBACK TRANSFORMER</p>
	Lk. Inductance	(1, 2-5, 6) with (12, 11, 10, 9, 8, 7) shorted	1.3μH MAX	
	DCR	(1, 2-5, 6)	78.0mΩ MAX	
		(7, 8-9, 10)	12mΩ MAX	
		(11-12)	43mΩ MAX	
	Hi-Pot	Pri-Sec	1500Vrms	
KI Factor	20.2			
PA2291NL	Pri. Inductance	(1-4)	57.6μH ±12%	<p>FLYBACK TRANSFORMER</p>
	Lk. Inductance	(1-4) with (all windings) shorted	0.5μH MAX	
	DCR	(1-4)	65mΩ MAX	
		(3-2)	155mΩ MAX	
		(6-5)	145mΩ MAX	
		(7, 8-9, 10)	4mΩ MAX	
		(11-12)	55mΩ MAX	
	Hi-Pot	Pri-Sec	1500Vdc	
KI Factor	26.9			
PA2398NL	Pri. Inductance	(1,2-3,4)	100μH ±12%	<p>FORWARD TRANSFORMER</p>
	Lk. Inductance	(1, 2-3, 4) with (5, 6, 9, 10) shorted	0.45μH MAX	
	DCR	(1, 2-3, 4)	72mΩ MAX	
		(7, 8, 9-10, 11, 12)	15mΩ MAX	
		(5-6)	680mΩ MAX	
	Hi-Pot	Pri-Sec	1500Vrms	
	16.1			

Electrical Specifications @ 25°C - Operating Temperature -40°C to +125°C

Electrical Specifications @ 25°C - Operating Temperature -40°C to +125°C					
PB2041NL	Pri. Inductance	(1-6) with (3-4) shorted	491μH ±35%	 <p>FORWARD TRANSFORMER</p>	
	Lk. Inductance	(1-6) with (all windings) shorted	1μH MAX		
	DCR		(1-3)		36.1mΩ MAX
			(4-6)		45.6mΩ MAX
			(8-7)		86.4mΩ MAX
			(11-9)		86.4mΩ MAX
			(12-10)		47.8mΩ MAX
	Hi-Pot	Pri-Sec	1500Vrms		
KI Factor		16.1			
PB2089NL	Pri. Inductance	(5, 4-3, 2)	112.0μH MAX	 <p>FORWARD TRANSFORMER</p>	
	Lk. Inductance	(5, 4-3, 2) with (all windings) shorted	1μH MAX		
	DCR		(5-3)		55mΩ MAX
			(4-2)		67.7mΩ MAX
			(10, 11-8, 9)		5.5mΩ MAX
			(12-7)		123mΩ MAX
			(6-1)		923mΩ MAX
	Hi-Pot	Pri-Sec	1500Vdc		
KI Factor		24.8			

Notes:

1. The temperature of the component (ambient plus temperature rise) must be within the stated operating temperature range.
2. The above transformers and inductors have been tested and approved by Pulse's power IC partners and are sited in the appropriate datasheet or evaluation board documentation at these companies. To determine which IC and IC partners are matched with the above Pulse part numbers please consult the IC Cross Reference on the Pulse website.
3. For flyback topology applications, it is necessary to ensure that the transformer will not saturate in the application. The peak flux density (Bpk) should remain below 2700Gauss. To calculate the peak density, use the following formula:

$$Bpk \text{ (Gauss)} = K1_Factor * Ipk \text{ (A)}$$

4. In high volt-sec applications, it is important to calculate the core loss of the transformer.

Approximate transformer core loss can be calculated as:

$$CoreLoss \text{ (W)} = 1.32E-13 * (Freq_kHz)^{1.63} * (\Delta B_Gauss)^{2.63}$$

where ΔB can be calculated as:

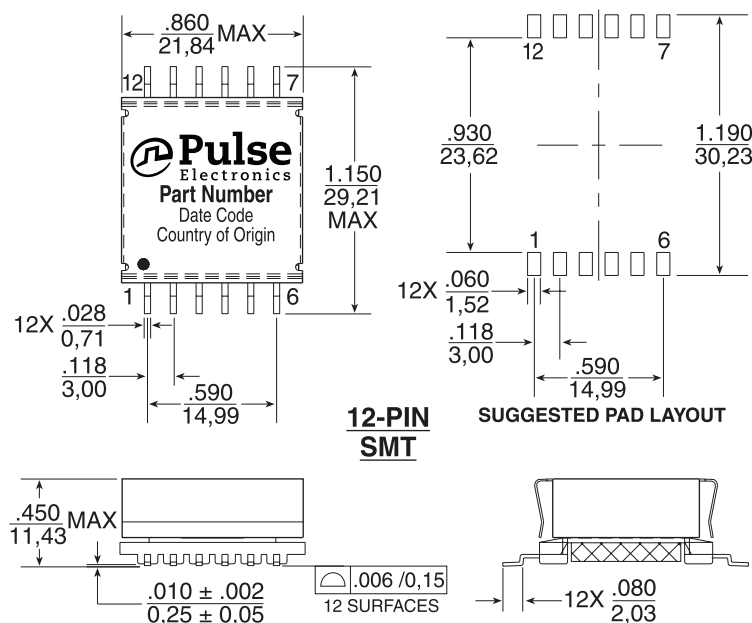
For Flyback Topology: $\Delta B = K1_Factor * (A)$

For Forward Topology: $\Delta B = K1_Factor * Volt\text{-}\mu\text{sec}$

5. Optional Tape & Reel packaging can be ordered by adding a "T" suffix to the part number (i.e. PA0273NL becomes PA0273NLT). Pulse complies with industry standard tape and reel specification EIA481. The tape and reel for this product has a width (W=44mm), pitch (Po=32mm) an depth (Ko=11.78mm).
6. The "NL" suffix indicates an RoHS-compliant part number. Non-NL suffixed parts are not necessarily RoHS compliant, but are electrically and mechanically equivalent to NL versions. If a part number does not have the "NL" suffix, but an RoHS compliant version is required, please contact Pulse for availability.

Mechanical

PAXXXXNL / PBXXXXNL



For More Information

Pulse Worldwide Headquarters

15255 Innovation Drive Ste 100
San Diego, CA 92128
U.S.A.

Pulse Europe

Pulse Electronics GmbH
Am Rottland 12
58540 Meinerzhagen
Germany

Pulse China Headquarters

Pulse Electronics (ShenZhen) CO., LTD
D708, Shenzhen Academy of
Aerospace Technology,
The 10th Keji South Road,
Nanshan District, Shenzhen, P.R.
China 518057

Pulse North China

Room 2704/2705
Super Ocean Finance Ctr.
2067 Yan An Road West
Shanghai 200336
China

Pulse South Asia

3 Fraser Street
0428 DUO Tower
Singapore 189352

Pulse North Asia

1F, No.111
Xiyuan Road
Zhongli District
Taoyuan City 32057
Taiwan (R.O.C)

Tel: 858 674 8100
Fax: 858 674 8262

Tel: 49 2354 777 100
Fax: 49 2354 777 168

Tel: 86 755 33966678
Fax: 86 755 33966700

Tel: 86 21 62787060
Fax: 86 2162786973

Tel: 65 6287 8998
Fax: 65 6280 0080

Tel: 886 3 4356768
Fax: 886 3 4356820

Performance warranty of products offered on this data sheet is limited to the parameters specified. Data is subject to change without notice. Other brand and product names mentioned herein may be trademarks or registered trademarks of their respective owners. © Copyright, 2019. Pulse Electronics, Inc. All rights reserved.



Компания «ЭлектроПласт» предлагает заключение долгосрочных отношений при поставках импортных электронных компонентов на взаимовыгодных условиях!

Наши преимущества:

- Оперативные поставки широкого спектра электронных компонентов отечественного и импортного производства напрямую от производителей и с крупнейших мировых складов;
- Поставка более 17-ти миллионов наименований электронных компонентов;
- Поставка сложных, дефицитных, либо снятых с производства позиций;
- Оперативные сроки поставки под заказ (от 5 рабочих дней);
- Экспресс доставка в любую точку России;
- Техническая поддержка проекта, помощь в подборе аналогов, поставка прототипов;
- Система менеджмента качества сертифицирована по Международному стандарту ISO 9001;
- Лицензия ФСБ на осуществление работ с использованием сведений, составляющих государственную тайну;
- Поставка специализированных компонентов (Xilinx, Altera, Analog Devices, Intersil, Interpoint, Microsemi, Aeroflex, Peregrine, Syfer, Eurofarad, Texas Instrument, Miteq, Cobham, E2V, MA-COM, Hittite, Mini-Circuits, General Dynamics и др.);

Помимо этого, одним из направлений компании «ЭлектроПласт» является направление «Источники питания». Мы предлагаем Вам помощь Конструкторского отдела:

- Подбор оптимального решения, техническое обоснование при выборе компонента;
- Подбор аналогов;
- Консультации по применению компонента;
- Поставка образцов и прототипов;
- Техническая поддержка проекта;
- Защита от снятия компонента с производства.



Как с нами связаться

Телефон: 8 (812) 309 58 32 (многоканальный)

Факс: 8 (812) 320-02-42

Электронная почта: org@eplast1.ru

Адрес: 198099, г. Санкт-Петербург, ул. Калинина, дом 2, корпус 4, литера А.