

# Shielded Power Inductors – XEL6060



- AEC-Q200 Grade 1 qualified
- Extremely low DCR and ultra low AC losses for high switching frequencies (2 to 5 MHz)
- Superior current handling with soft saturation characteristics
- Can withstand high current spikes

**Designer's Kit C466** contains 3 of each value

**Core material** Composite

**Environment** RoHS compliant, halogen free

**Terminations** RoHS compliant tin-silver (96.5/3.5) over copper. Other terminations available at additional cost.

**Weight** 1.23 – 1.31 g

**Operating voltage** 0 – 80 V

**Ambient temperature** –40°C to +125°C with (40°C rise) Irms current.

**Maximum part temperature** +165°C (ambient + temp rise). Derating.

**Storage temperature** Component: –55°C to +165°C.

Tape and reel packaging: –55°C to +80°C

**Resistance to soldering heat** Max three 40 second reflows at +260°C, parts cooled to room temperature between cycles

**Moisture Sensitivity Level (MSL)** 1 (unlimited floor life at <30°C / 85% relative humidity)

**Failures in Time (FIT) / Mean Time Between Failures (MTBF)**

38 per billion hours / 26,315,789 hours, calculated per Telcordia SR-332

**PCB washing** Tested to MIL-STD-202 Method 215 plus an additional aqueous wash. See [Doc787\\_PCB\\_Washing.pdf](#).

Part number <sup>1</sup>	Inductance <sup>2</sup> ±20% (µH)	DCR (mOhms) <sup>3</sup>		SRF typ <sup>4</sup> (MHz)	Isat <sup>5</sup> (A)	Irms (A) <sup>6</sup>	
		typ	max			20°C rise	40°C rise
XEL6060-331ME_	0.33	1.98	2.20	79	30.0	23.6	31.8
XEL6060-561ME_	0.56	2.60	2.90	59	23.0	20.6	27.7
XEL6060-821ME_	0.82	3.03	3.33	52	20.0	19.1	25.7
XEL6060-102ME_	1.0	3.70	4.07	47	20.0	17.2	23.2
XEL6060-152ME_	1.5	4.28	4.71	41	19.0	16.0	21.6
XEL6060-222ME_	2.2	6.10	6.70	33	16.0	13.4	18.1
XEL6060-272ME_	2.7	6.94	7.63	26	13.8	12.6	17.0
XEL6060-472ME_	4.7	13.65	15.02	23	11.4	9.0	12.1
XEL6060-682ME_	6.8	20.82	22.90	16	7.9	7.3	9.8
XEL6060-822ME_	8.2	22.71	24.98	15	7.6	7.0	9.4
XEL6060-123ME_	12	36.66	40.33	12	5.8	5.5	7.4

## Irms Testing

Irms testing was performed on 0.75 inch wide x 0.25 inch thick copper traces in still air.

Temperature rise is highly dependent on many factors including pcb land pattern, trace size, and proximity to other components. Therefore temperature rise should be verified in application conditions.

1. When ordering, please specify **termination** and **packaging** codes:

**XEL6060-123MEC**

**Termination:** E = RoHS compliant tin-silver over copper.

**Special order:** T = RoHS tin-silver-copper (95.5/4/0.5) or S = non-RoHS tin-lead (63/37).

**Packaging:** C = 7" machine-ready reel. EIA-481 embossed plastic tape (250 parts per full reel). Quantities less than full reel available: in tape (not machine ready) or with leader and trailer (\$25 charge).

**B =** Less than full reel. In an effort to simplify our part numbering system, Coilcraft is eliminating the need for multiple packaging codes. When ordering, simply change the last letter of your part number from B to C.

**D =** 13" machine-ready reel. EIA-481 embossed plastic tape. Factory order only, not stocked (750 parts per full reel).

2. Inductance tested at 1 MHz, 0.1 Vrms, 0 Adc.

3. DCR measured on a micro-ohmmeter.

4. SRF measured using Agilent/HP 4395A or equivalent.

5. DC current at 25°C that causes an inductance drop of 30% (typ) from its value without current.

[Click for temperature derating information.](#)

6. Current that causes the specified temperature rise from 25°C ambient. This information is for reference only and does not represent absolute maximum ratings. [Click for temperature derating information.](#)

7. Electrical specifications at 25°C.

Refer to Doc 362 "Soldering Surface Mount Components" before soldering.



www.coilcraft.com

**US** +1-847-639-6400 sales@coilcraft.com

**UK** +44-1236-730595 sales@coilcraft-europe.com

**Taiwan** +886-2-2264 3646 sales@coilcraft.com.tw

**China** +86-21-6218 8074 sales@coilcraft.com.cn

**Singapore** + 65-6484 8412 sales@coilcraft.com.sg

Document 1359-1 Revised 12/23/19

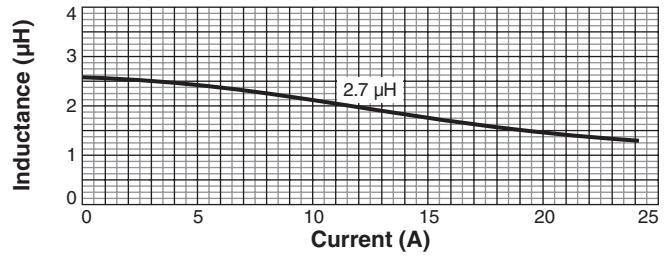
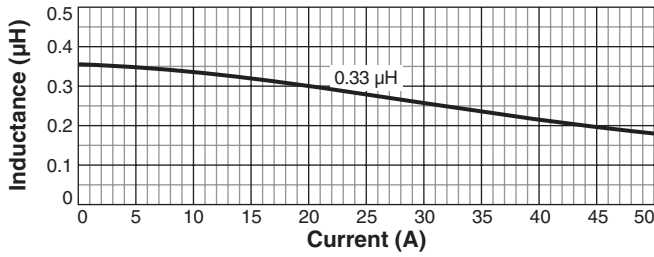
© Coilcraft Inc. 2019

This product may not be used in medical or high risk applications without prior Coilcraft approval. Specification subject to change without notice. Please check web site for latest information.

# HIGH TEMPERATURE

## Shielded Power Inductors – XEL6060

### L vs Current



**US** +1-847-639-6400 sales@coilcraft.com  
**UK** +44-1236-730595 sales@coilcraft-europe.com  
**Taiwan** +886-2-2264 3646 sales@coilcraft.com.tw  
**China** +86-21-6218 8074 sales@coilcraft.com.cn  
**Singapore** + 65-6484 8412 sales@coilcraft.com.sg

Document 1359-2 Revised 12/23/19  
 © Coilcraft Inc. 2019  
 This product may not be used in medical or high risk applications without prior Coilcraft approval. Specification subject to change without notice. Please check web site for latest information.

# HIGH TEMPERATURE

## Shielded Power Inductors – XEL6060



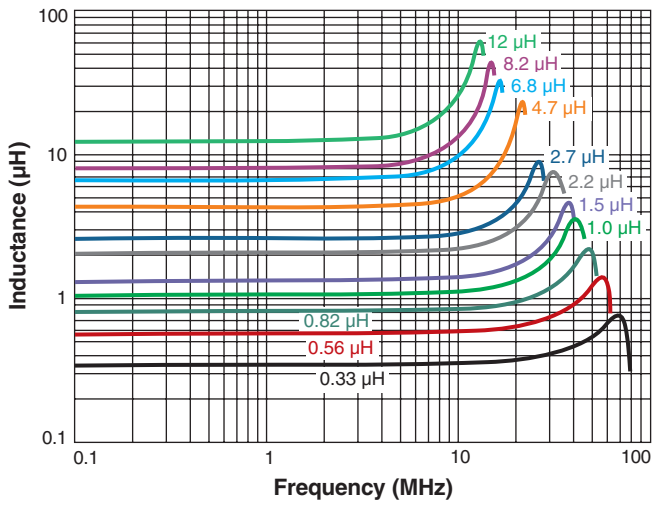
Dash number	Terminal thickness (typ) (in / mm)
-331	0.0138 / 0.35
-561	0.0138 / 0.35
-821	0.0138 / 0.35
-102	0.0138 / 0.35
-152	0.0138 / 0.35
-222	0.0118 / 0.30
-272	0.0118 / 0.30
-472	0.0079 / 0.20
-682	0.0079 / 0.20
-822	0.0059 / 0.15
-123	0.0059 / 0.15

**Recommended Land Pattern**

Dimensions are in  $\frac{\text{inches}}{\text{mm}}$

**Packaging** 250/7" reel; 750/13" reel Plastic tape: 16 mm wide, 0.3 mm thick, 8 mm pocket spacing, 6.23 mm pocket depth

### L vs Frequency



**US** +1-847-639-6400 sales@coilcraft.com  
**UK** +44-1236-730595 sales@coilcraft-europe.com  
**Taiwan** +886-2-2264 3646 sales@coilcraft.com.tw  
**China** +86-21-6218 8074 sales@coilcraft.com.cn  
**Singapore** + 65-6484 8412 sales@coilcraft.com.sg

Document 1359-3 Revised 12/23/19  
 © Coilcraft Inc. 2019  
 This product may not be used in medical or high risk applications without prior Coilcraft approval. Specification subject to change without notice. Please check web site for latest information.



Компания «ЭлектроПласт» предлагает заключение долгосрочных отношений при поставках импортных электронных компонентов на взаимовыгодных условиях!

Наши преимущества:

- Оперативные поставки широкого спектра электронных компонентов отечественного и импортного производства напрямую от производителей и с крупнейших мировых складов;
- Поставка более 17-ти миллионов наименований электронных компонентов;
- Поставка сложных, дефицитных, либо снятых с производства позиций;
- Оперативные сроки поставки под заказ (от 5 рабочих дней);
- Экспресс доставка в любую точку России;
- Техническая поддержка проекта, помощь в подборе аналогов, поставка прототипов;
- Система менеджмента качества сертифицирована по Международному стандарту ISO 9001;
- Лицензия ФСБ на осуществление работ с использованием сведений, составляющих государственную тайну;
- Поставка специализированных компонентов (Xilinx, Altera, Analog Devices, Intersil, Interpoint, Microsemi, Aeroflex, Peregrine, Syfer, Eurofarad, Texas Instrument, Miteq, Cobham, E2V, MA-COM, Hittite, Mini-Circuits, General Dynamics и др.);

Помимо этого, одним из направлений компании «ЭлектроПласт» является направление «Источники питания». Мы предлагаем Вам помощь Конструкторского отдела:

- Подбор оптимального решения, техническое обоснование при выборе компонента;
- Подбор аналогов;
- Консультации по применению компонента;
- Поставка образцов и прототипов;
- Техническая поддержка проекта;
- Защита от снятия компонента с производства.



#### Как с нами связаться

**Телефон:** 8 (812) 309 58 32 (многоканальный)

**Факс:** 8 (812) 320-02-42

**Электронная почта:** [org@eplast1.ru](mailto:org@eplast1.ru)

**Адрес:** 198099, г. Санкт-Петербург, ул. Калинина, дом 2, корпус 4, литера А.