


# Antenna PowerGuard

## AVX Low Capacitance Varistors

### ESD Protection for Circuits Sensitive to Capacitance



### GENERAL DESCRIPTION

AVX Antenna PowerGuard products are an ultra low capacitance extension of reliable AntennaGuard range with new voltage, capacitance and energy ratings. Designed for use in RF circuits, sensors, high-speed lines, optic circuits and capacitance sensitive applications.

The ability to handle larger transients makes the Antenna PowerGuard series useful in applications where capacitance sensitive circuit needs to be protected against higher energy and AEC-Q200 qualification allows for use in automotive applications.

These low capacitance values have low insertion loss, low leakage current and unsurpassed reliability compared to diode options. These advantages combined with size advantages and bi-directional protection make the Antenna PowerGuard the right choice for automotive and general applications, that are sensitive to capacitance.

### GENERAL CHARACTERISTICS

- Operating Temperature: -55°C to +125°C
- Case Size: 0402, 0603
- Working Voltage: 18 - 70Vdc
- Capacitance: 1.5 - 3.3pF
- Energy: 0.02 - 0.04J
- Peak Current: 1 - 3A

### FEATURES

- AEC-Q200 Qualified
- 25kV ESD rating
- Meet 48Vdc Jump Start requirements
- Multi-strike capability
- Sub 1nS response to ESD strike

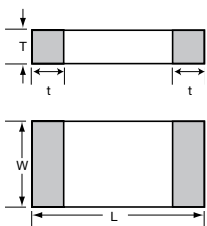
### APPLICATIONS

- RF Circuit
- Sensors
- Antennas
- Data lines
- Radars
- Bluetooth
- Ethernet (IEEE 802.3bw and IEEE 802.3bp)
- VCAS06AP303R3LAT

### HOW TO ORDER

VC	AS	06	AP	18	1R5	D	A	T	1	A
<b>Varistor Chip</b>	<b>Series</b> AS = Automotive	<b>Case Size</b> 04 = 0402 06 = 0603	<b>Type</b>	<b>Working Voltage</b> 18 = 18Vdc 24 = 24Vdc 30 = 30Vdc 60 = 60Vdc 70 = 70Vdc	<b>Capacitance</b> 2R0 = 2pF 3R0 = 3pF 120 = 12pF	<b>Non-Std' Cap Tol</b> D = ±0.5pF L = ±1.0pF K = ±0.15pF	<b>N/A</b>	<b>Termination</b> T = Ni/Sn Plated	<b>Reel Size</b> 0 = 7" reel* 3 = 13" reel* W = 7" reel**	<b>Reel Quantity</b> A = 4K or 10K pcs (i.e.: 1A = 4,000 3A = 10,000 WA = 10,000)
									* for 0603 ** for 0402	

### PHYSICAL DIMENSIONS: MM (INCHES)



Size (EIA)	Length (L)	Width (W)	Max Thickness (T)	Land Length (t)
0402	1.00±0.10 (0.040±0.004)	0.50±0.10 (0.020±0.004)	0.60 (0.024)	0.25±0.15 (0.010±0.006)
0603	1.60±0.15 (0.063±0.006)	0.80±0.15 (0.031±0.006)	0.90 (0.035)	0.35±0.15 (0.014±0.006)



# Antenna PowerGuard

## AVX Low Capacitance Varistors

### ESD Protection for Circuits Sensitive to Capacitance



## ELECTRIAL CHARACTERISTICS

AVX Part Number	V <sub>w</sub> (DC)	V <sub>w</sub> (AC)	V <sub>B</sub>	V <sub>C</sub>	I <sub>L</sub>	E <sub>T</sub>	I <sub>p</sub>	Cap	Cap Tolerance	V <sub>Jump</sub>	Case Size
VCAS04AP181R5DAT	18	13	150-210	350	0.1	0.02	1	1.5	±0.5pF	48	0402
VCAS04AP182R0LAT	18	13	80-140	300	0.1	0.02	1	2.0	±1.0pF	48	0402
VCAS06AP181R5DAT	18	13	150-200	375	0.1	0.02	1	1.5	±0.5pF	48	0603
VCAS06AP182R0LAT	18	13	150-200	350	0.1	0.03	2	2.0	±1.0pF	48	0603
VCAS06AP243R3LAT	24	17	90-150	240	0.1	0.04	3	3.3	±1.0pF	48	0603
VCAS04AP301R5KAT	30	21	150-210	350	0.1	0.02	1	1.5	±0.15pF	48	0402
VCAS04AP301R5DAT	30	21	150-210	350	0.1	0.02	1	1.5	±0.5pF	48	0402
VCAS06AP302R0LAT	30	21	150-200	350	0.1	0.03	2	2.0	±1.0pF	48	0603
VCAS06AP303R3LAT	30	21	90-150	240	0.1	0.04	3	3.3	±1.0pF	48	0603
VCAS04AP601R5DAT	60	42	150-210	350	0.1	0.02	1	1.5	±0.5pF	48	0402
VCAS06AP602R0LAT	60	42	150-200	350	0.1	0.03	2	2.0	±1.0pF	48	0603
VCAS04AP701R5DAT	70	52	150-210	350	0.1	0.02	1	1.5	±0.5pF	48	0402

V<sub>w</sub> (DC) DC Working Voltage [V] VB

V<sub>w</sub> (AC) AC Working Voltage [V]

V<sub>B</sub> Breakdown Voltage [V @ 1mA<sub>DC</sub>]

V<sub>C</sub> Clamping Voltage [V @ 1A]

I<sub>L</sub> Maximum leakage current at the working voltage [μA]

E<sub>T</sub> Transient Energy Rating [J, 10x1000μS]

I<sub>p</sub> Peak Current Rating [A, 8x20μS]

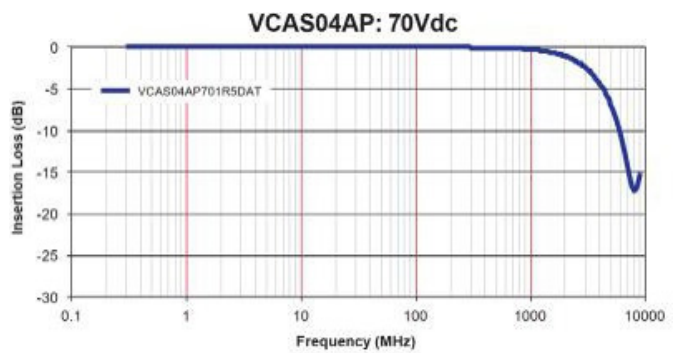
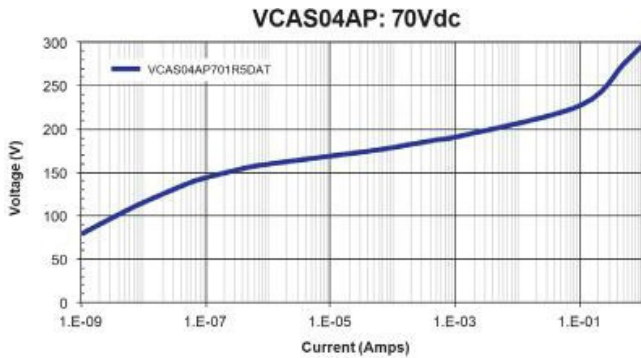
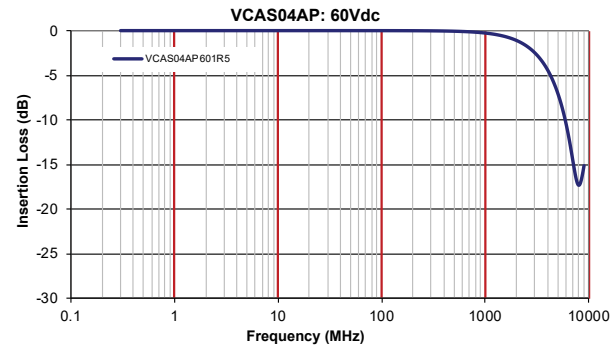
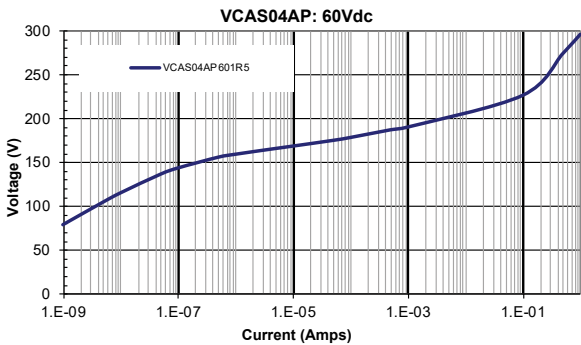
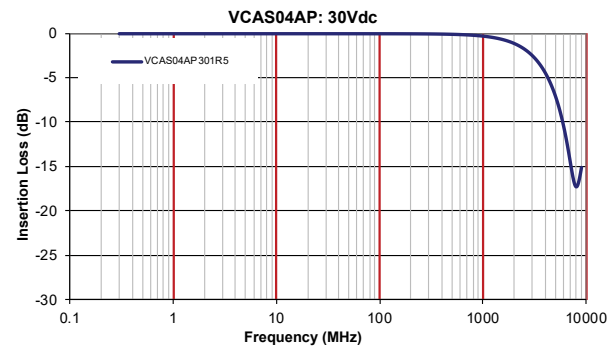
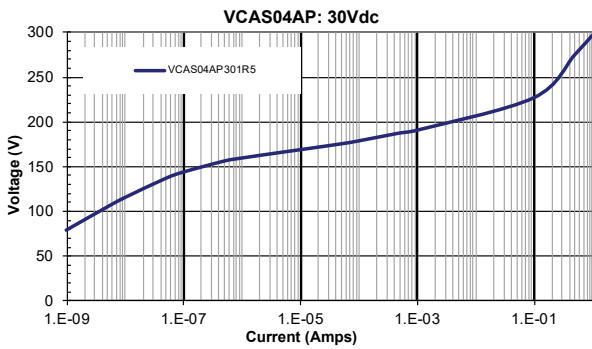
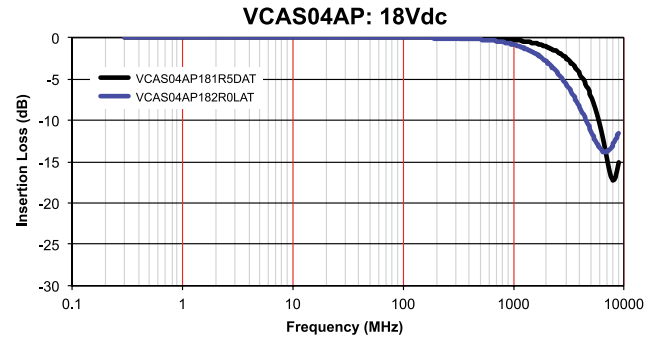
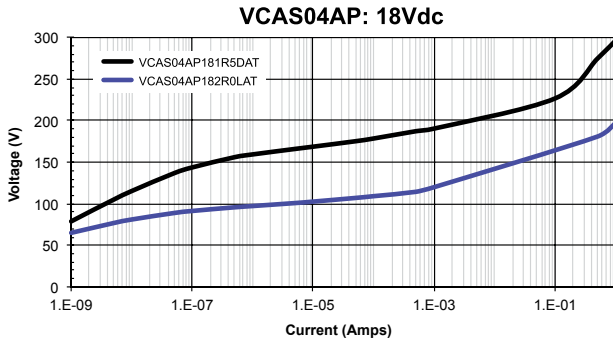
Cap Capacitance [pF] @ 1MHz specified and 0.5VRMS

Cap Tol Capacitance tolerance (pF) from Typ value

V<sub>Jump</sub> Jump Start (V, 5min)

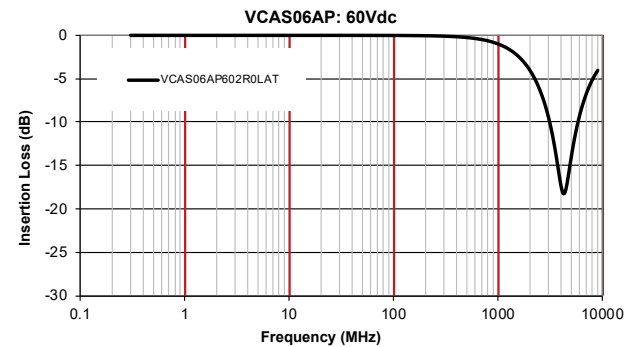
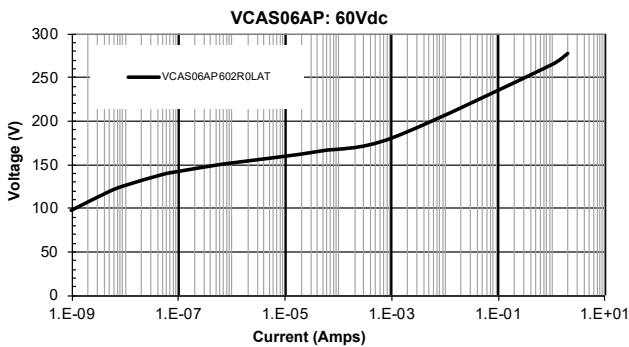
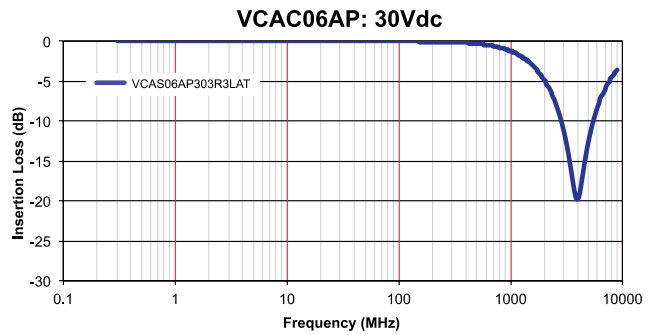
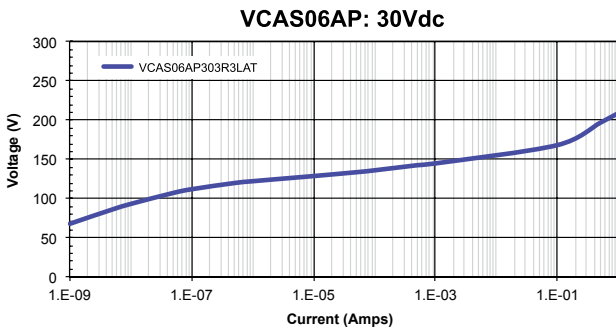
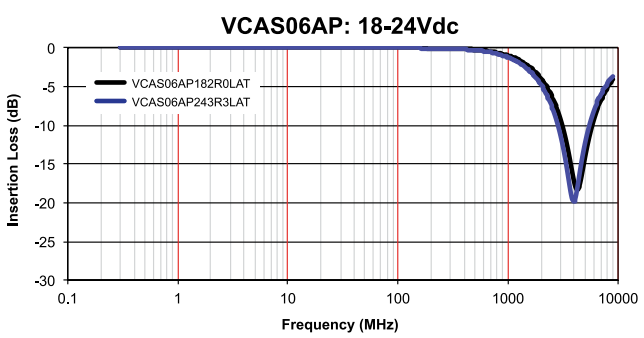
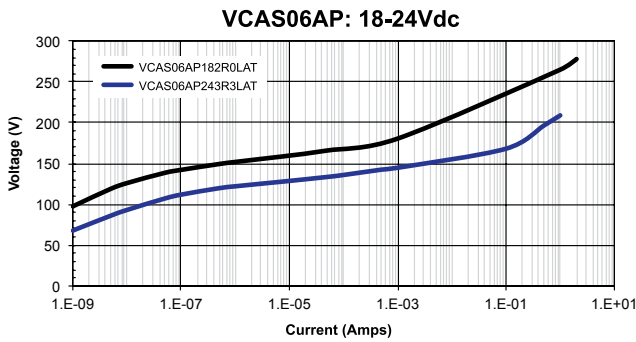
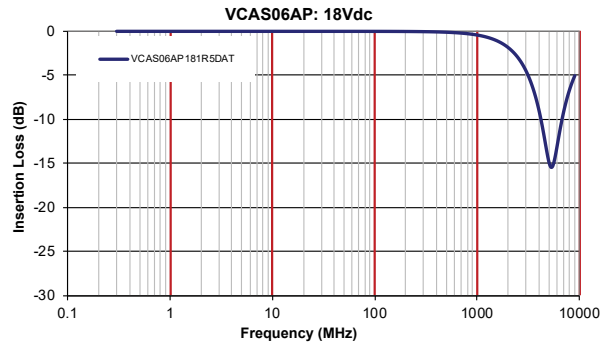
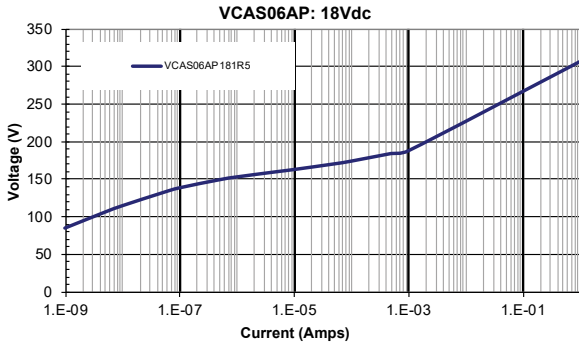
**V/I CHARACTERISTICS**

**S21 CHARACTERISTICS**



**V/I CHARACTERISTICS**

**S21 CHARACTERISTICS**



# Antenna PowerGuard

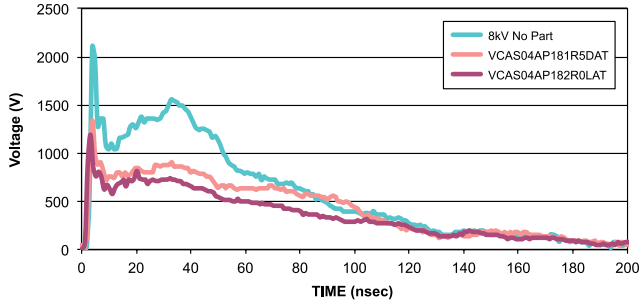
## AVX Low Capacitance Varistors

### ESD Protection for Circuits Sensitive to Capacitance

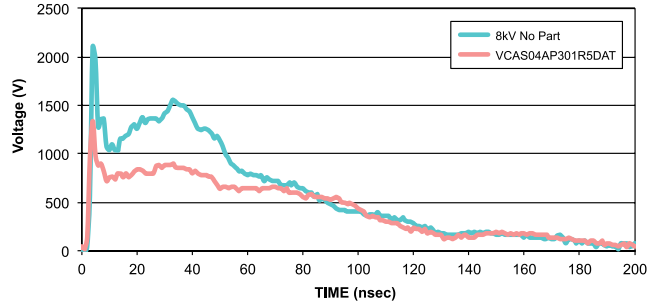


## ESD CHARACTERISTIC

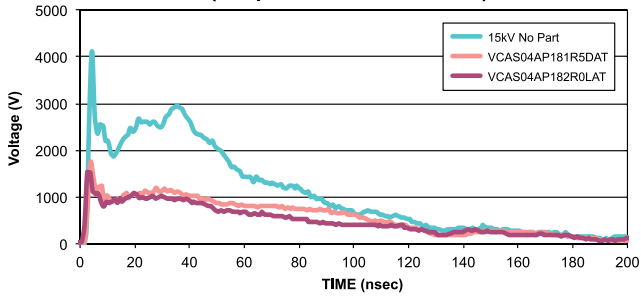
8kV ESD Vc Wave Capture  
(150pF/330ohm Network)



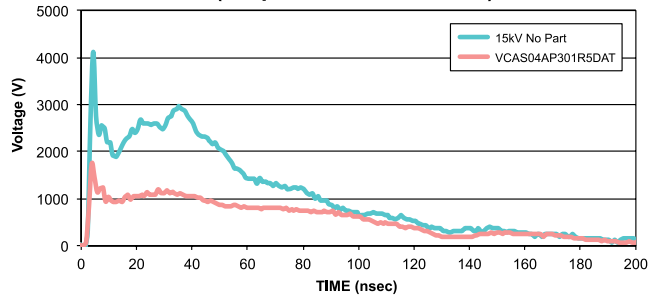
8kV ESD Vc Wave Capture  
(150pF/330ohm Network)



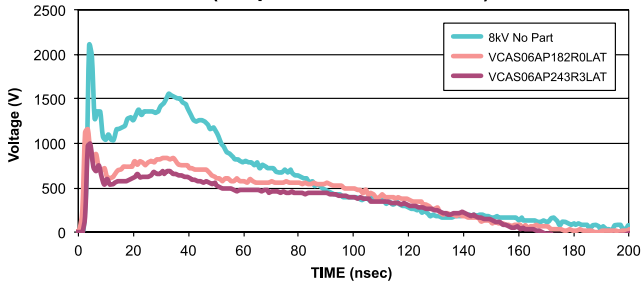
15kV ESD Vc Wave Capture  
(150pF/330ohm Network)



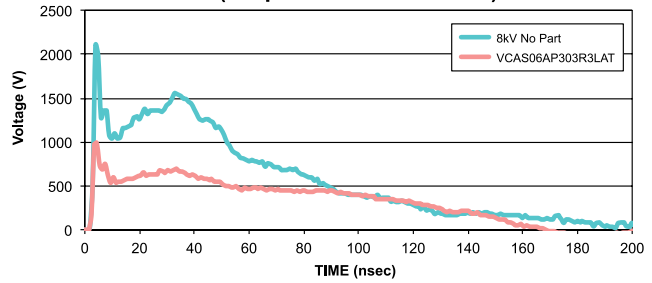
15kV ESD Vc Wave Capture  
(150pF/330ohm Network)



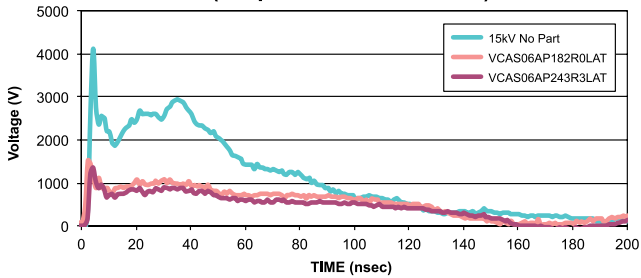
8kV ESD Vc Wave Capture  
(150pF/330ohm Network)



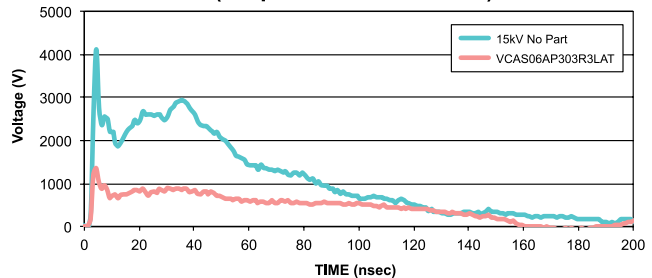
8kV ESD Vc Wave Capture  
(150pF/330ohm Network)



15kV ESD Vc Wave Capture  
(150pF/330ohm Network)



15kV ESD Vc Wave Capture  
(150pF/330ohm Network)





Компания «ЭлектроПласт» предлагает заключение долгосрочных отношений при поставках импортных электронных компонентов на взаимовыгодных условиях!

Наши преимущества:

- Оперативные поставки широкого спектра электронных компонентов отечественного и импортного производства напрямую от производителей и с крупнейших мировых складов;
- Поставка более 17-ти миллионов наименований электронных компонентов;
- Поставка сложных, дефицитных, либо снятых с производства позиций;
- Оперативные сроки поставки под заказ (от 5 рабочих дней);
- Экспресс доставка в любую точку России;
- Техническая поддержка проекта, помощь в подборе аналогов, поставка прототипов;
- Система менеджмента качества сертифицирована по Международному стандарту ISO 9001;
- Лицензия ФСБ на осуществление работ с использованием сведений, составляющих государственную тайну;
- Поставка специализированных компонентов (Xilinx, Altera, Analog Devices, Intersil, Interpoint, Microsemi, Aeroflex, Peregrine, Syfer, Eurofarad, Texas Instrument, Miteq, Cobham, E2V, MA-COM, Hittite, Mini-Circuits, General Dynamics и др.);

Помимо этого, одним из направлений компании «ЭлектроПласт» является направление «Источники питания». Мы предлагаем Вам помощь Конструкторского отдела:

- Подбор оптимального решения, техническое обоснование при выборе компонента;
- Подбор аналогов;
- Консультации по применению компонента;
- Поставка образцов и прототипов;
- Техническая поддержка проекта;
- Защита от снятия компонента с производства.



#### Как с нами связаться

**Телефон:** 8 (812) 309 58 32 (многоканальный)

**Факс:** 8 (812) 320-02-42

**Электронная почта:** [org@eplast1.ru](mailto:org@eplast1.ru)

**Адрес:** 198099, г. Санкт-Петербург, ул. Калинина, дом 2, корпус 4, литера А.