


3M™ Connector for CFast™ Card

7G24 Series



- Headers mate with both CFast™ Type I and Type II cards
- Extended guide rails enable accurate and easy card insertion
- Single row surface mount solder tails facilitate auto placement and IR soldering
- Optional 2 mm board standoff enables board population
- Meets CFA standards for known compatibility and reliability
- Optional ejector and card retainer can be purchased pre-assembled or separately
- Integral side solder tab with card grounding feature and also prevent the card from ‘flying’ out of header during ejection
- See the Regulatory Information Appendix (RIA) in the “RoHS compliance” section of www.3Mconnector.com for compliance information (RIA E1 & C1 apply)

Date Modified: May 12, 2010

TS-2329-A
Sheet 1 of 4

Physical

Insulation:

Material: High Temperature Thermoplastic
Flammability: UL 94V-0
Color: Beige

Contact:

Material: Copper Alloy

Terminal Plating:

Underplating: 80 μ " [2.03 μ m] Min. Nickel
Wiping Area: 15 μ " or 30 μ " [0.38 – 0.76 μ m] Min. Gold
Solder Tail: 100 μ " [2.54 μ m] Min. Matte Tin

Electrical

Current Rating: 1.5 A per pin

Insulation Resistance: 10³ M Ω at 500 V_{AC}

Withstanding Voltage: 500 V_{AC} for 1 minute

Environmental

Temperature Rating: -40°C to 85°C

Process Temperature Rating: Max. 260°C (per J-STD-020C)

Moisture Sensitivity Level: 1 (per J-STD-020C)

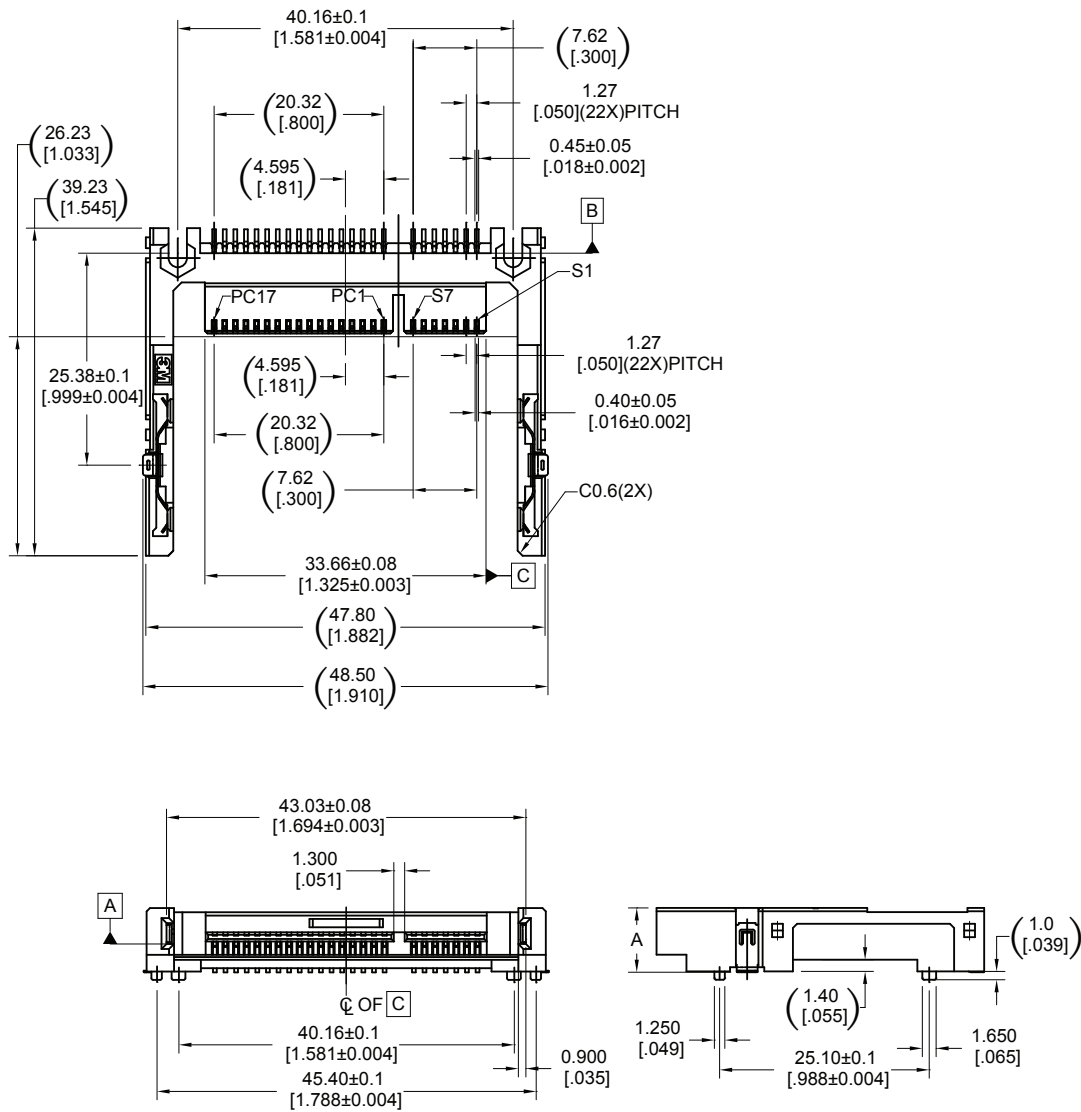
3M

Electronic Solutions Division
Interconnect Solutions
<http://www.3Mconnector.com>

3M is a trademark of 3M Company.
For technical, sales or ordering information call
800-225-5373

3M™ Connector for CFast™ Card

7G24 Series



Part No.	Dimension 'A' mm [inch]
N7G24-A0B2XX-00-XHT	5.70 [.224]
N7G24-A0B2XX-10-XHT	7.70 [.303]

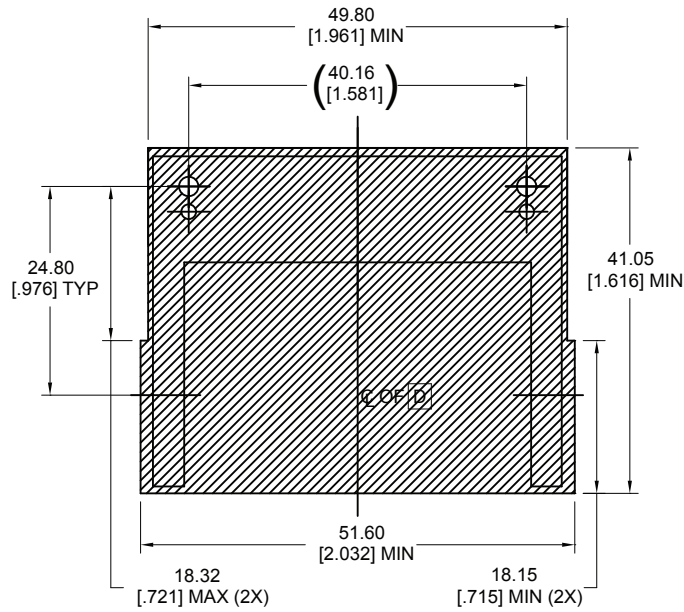
mm [inch]			
Tolerance Unless Noted			
	.0	.00	.000
mm	±.25	±.15	±.05
inch	±.010	±.006	±.002

[] Dimensions for Reference Only

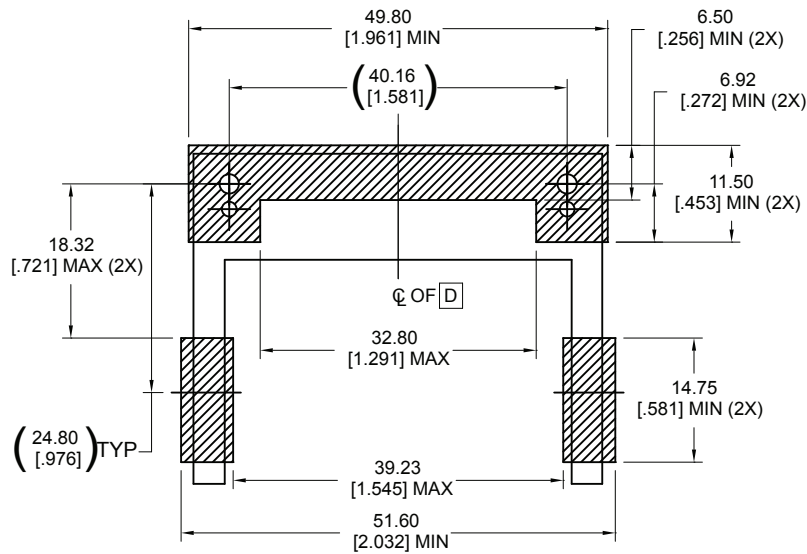
TS-2329-A
Sheet 2 of 4

3M™ Connector for CFast™ Card

7G24 Series



COMPONENT REFLOW KEEP OUT ZONE
(FOR NO STANDOFF HEIGHT CONNECTOR)

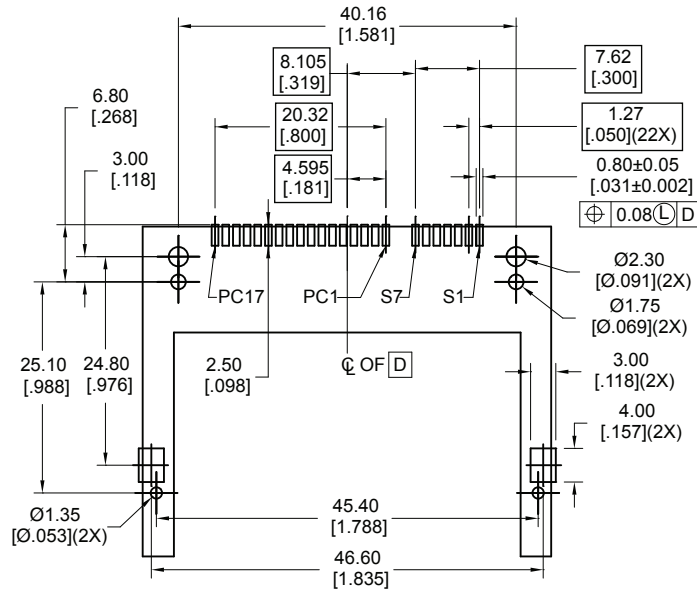


COMPONENT REFLOW KEEP OUT ZONE
(FOR 2MM STANDOFF CONNECTOR)

TS-2329-A
Sheet 3 of 4

3M™ Connector for CFast™ Card

7G24 Series



RECOMMENDED PCB THICKNESS 1.65 [0.066] NOMINAL
HOLE & PAD PATTERN TOL ±0.05 [0.002]

Ordering Information

N7G24 - A 0 X X XX - X 0 - X XX

Physical Configuration (Total Arm Length)

A = 39.23 mm

Card Polarization

B = Normal

**D = Inverse

Mounting Style

2 = Surface Mount, Right Angle
1.27 mm Tail Pitch

Plating Suffix

**EA=15 µ" min. Gold plated at mated end and Gold Flash at soldertail. 80 µ" min. Nickel underplated all over.

**EB=30 µ" min. Gold plated at mated end and Gold Flash a soldertail. 80 µ" min. Nickel underplated all over.

RA=15 µ" min. Gold plated at mated end and 100 µ" min. Matte-Tin plated at soldertail. 80 µ" min. Nickel underplated all over.

RB=30 µ" min. Gold plated at mated end and 100 µ" min. Matte-Tin plated at soldertail. 80 µ" min. Nickel underplated all over.

Packaging Option

HT = Hard Tray

**WF = Tape & Reel

Preassembly

0 = No preassembly accessory

3 = Right Dual-Push Ejector
(P/N: 7G24-B5A6-05)

5 = Left Dual-Push Ejector
(P/N: 7G24-B6A6-05)

7 = Latching Retainer
(P/N: 7E50-C016-00)

0 = No Standoff

1 = 2 mm Standoff

Notes:

** are for future development

TS-2329-A
Sheet 4 of 4



Electronic Solutions Division
Interconnect Solutions
<http://www.3Mconnector.com>

3M is a trademark of 3M Company.
For technical, sales or ordering information call
800-225-5373

Important Notice

All statements, technical information, and recommendations related to 3M's products are based on information believed to be reliable, but the accuracy or completeness is not guaranteed. Before using this product, you must evaluate it and determine if it is suitable for your intended application. You assume all risks and liability associated with such use. Any statements related to the product which are not contained in 3M's current publications, or any contrary statements contained on your purchase order shall have no force or effect unless expressly agreed upon, in writing, by an authorized officer of 3M.

Warranty; Limited Remedy; Limited Liability.

This product will be free from defects in material and manufacture for a period of one (1) year from the time of purchase. **3M MAKES NO OTHER WARRANTIES INCLUDING, BUT NOT LIMITED TO, ANY IMPLIED WARRANTY OF MERCHANTABILITY OR FITNESS FOR A PARTICULAR PURPOSE.** If this product is defective within the warranty period stated above, your exclusive remedy shall be, at 3M's option, to replace or repair the 3M product or refund the purchase price of the 3M product. **Except where prohibited by law, 3M will not be liable for any indirect, special, incidental or consequential loss or damage arising from this 3M product, regardless of the legal theory asserted.**

**3M Electronics Solutions Division**

6801 River Place Blvd.
Austin, TX 78726-9000
U.S.A.
1-800-225-5373
www.3Mconnector.com

Please recycle. Printed in USA.
© 3M 2010. All rights reserved.
RIA-2217B-E

3M is a trademark of 3M Company.



Компания «ЭлектроПласт» предлагает заключение долгосрочных отношений при поставках импортных электронных компонентов на взаимовыгодных условиях!

Наши преимущества:

- Оперативные поставки широкого спектра электронных компонентов отечественного и импортного производства напрямую от производителей и с крупнейших мировых складов;
- Поставка более 17-ти миллионов наименований электронных компонентов;
- Поставка сложных, дефицитных, либо снятых с производства позиций;
- Оперативные сроки поставки под заказ (от 5 рабочих дней);
- Экспресс доставка в любую точку России;
- Техническая поддержка проекта, помощь в подборе аналогов, поставка прототипов;
- Система менеджмента качества сертифицирована по Международному стандарту ISO 9001;
- Лицензия ФСБ на осуществление работ с использованием сведений, составляющих государственную тайну;
- Поставка специализированных компонентов (Xilinx, Altera, Analog Devices, Intersil, Interpoint, Microsemi, Aeroflex, Peregrine, Syfer, Eurofarad, Texas Instrument, Miteq, Cobham, E2V, MA-COM, Hittite, Mini-Circuits, General Dynamics и др.);

Помимо этого, одним из направлений компании «ЭлектроПласт» является направление «Источники питания». Мы предлагаем Вам помощь Конструкторского отдела:

- Подбор оптимального решения, техническое обоснование при выборе компонента;
- Подбор аналогов;
- Консультации по применению компонента;
- Поставка образцов и прототипов;
- Техническая поддержка проекта;
- Защита от снятия компонента с производства.



Как с нами связаться

Телефон: 8 (812) 309 58 32 (многоканальный)

Факс: 8 (812) 320-02-42

Электронная почта: org@eplast1.ru

Адрес: 198099, г. Санкт-Петербург, ул. Калинина, дом 2, корпус 4, литера А.