

Compact Power Connectors

30 amps up to 450 amps




APP
Anderson Power Products®

Anderson Power Products®, an ISO 9001:2000 certified company, is a world leader in the design and manufacture of quick-disconnect power connectors. Our connectors are rated from 30 amps to 450 amps and up to 250 or 600 volts, AC/DC and comply with major worldwide specifications. With over one hundred years of power connection and device experience, we provide off-the-shelf and custom solutions for OEMs.

Contents

PowerMod® HP "A" Series.....	2	PowerMod® Series.....	51
Single Pole Male.....	4	One Row Female.....	52
Single Pole Female.....	6	One Row Male.....	56
Single Pole Right Angle Female.....	8	Two Row Female.....	60
Bus Bar Mount.....	10	Two Row Male.....	64
Dual Pole Male.....	12	Three Row Female.....	68
Dual Pole Female.....	14	Three Row Male.....	72
Dual Pole Right Angle Female.....	16	Accessories.....	76
Dual Pole Panel Mount Male.....	18		
Dual Pole Panel Mount Blind Mate Female.....	20	Power Clip® Series.....	79
		Power Clip.....	80
PowerMod® HP "B" Series.....	22	Rocker Power Clip.....	82
Single Pole Male.....	24	Dual Pole Power Clip.....	84
Single Pole Female.....	26		
Single Pole Right Angle Female.....	28	ACARA® Series.....	87
Bus Bar Mount.....	30	65 & 100 amp Two Pole Male Filter & Female	
Dual Pole Male.....	32	Power Connector.....	88
Dual Pole Female.....	34	150 & 250 amp Two Pole Male Filter & Female	
Dual Pole Right Angle Female.....	36	Power Connector.....	92
Dual Pole Panel Mount Male.....	38		
Dual Pole Panel Mount Blind Mate Female.....	40	Wire Conversion Chart.....	96
		Interpretation of Charts.....	97
Power Drawer® Series.....	43	Glossary of Terminology.....	98
35 amp Series.....	44	Part Number Index.....	99
75 amp Series.....	46		
Cross Reference.....	48		

Note:

- (1) For patent / trademark information, please see www.andersonpower.com.
- (2) Use APP recommended crimp tooling. Crimping by other means may disturb contact position in the housing and / or produce high resistance in the mated connection, which can cause melting and other hazardous conditions. Please see www.andersonpower.com, tooling section, for the recommendations, changes / additions and tips on connector crimping / soldering or preventative maintenance.
- (3)  All products in this catalog are RoHS compliant. For RoHS compliant information on individual part numbers, please see www.andersonpower.com for the RoHS lookup index tool.

©Copyright 2007 Anderson Power Products®

The data herein are solely for your information and not offered, or to be construed, as a warranty or contractual responsibility.

FEATURES

- **Positive latching**

Integral latches with ergonomic release provide over 50 lbs retention

- **Available in straight, right angle, panel mount, blind mate and bus bar styles**

The flexibility of the PowerMod®HP system serves a broad range of electronics applications

- **Touch safe female connectors**

Provide IP20 protection for safe, energized use outside the electronics cabinet

- **Polarized dual pole connectors with optional hex key**

Dual pole housings prevent shorting from reverse mating and the optional hex key allows the user to create unique mating schemes

- **Strain relief option**

Reduces risk of wire insulation creep and reduces transmission of wire loads to contacts improving service life

- **Low connector mating forces**

Connectors are easily mated and un-mated

- **Silver plated, high conductivity contacts**

Offers greater longevity for high power, elevated temperature applications

- **Ease of assembly**

Intuitive design allows for simplicity of assembly



UL Current Rating	
SP	220 Amps
DP	210 Amps
CSA (30°C Rise)	
130 Amps	
Mating Force	
SP	7 lbs. (31.14N)
DP	15 lbs. (66.72N)
UL Voltage Rating	
600 Volts	
Wire Size (AWG)	
#6 to #2	
(mm²)	
16 to 35	
Insulation Withstanding Voltage	
2200 Volts	
Operating Temperature Range °C	
minus 40-130 °C	
Ambient Temperature Range °C	
minus 40-85 °C	
Latch Retention Force	
50 lbs. (222N) min.	
Contact Retention Force	
100 lbs. (445N) min.	
Mating	
a. No Load(Contact/Disconnect Cycles)	500 Cycles
b. Under Load(Hot Plug 250 cycles @ 120V)	80A
Housing & Cable Clamp	
PBT UL94 V-0	
Latch	
PEI UL94 V-0	
Contacts	
Copper alloy	
Hardware	
Steel zinc chromate	



PRODUCT INFORMATION

PowerMod®HP connectors, developed by Anderson Power Products, are the innovative New Generation of High Power Interconnections for the Electronics Industry. The product family provides; cost effective reliability, superior safety and ergonomics, with broad design flexibility. The positive latch and optional strain relief of PowerMod®HP connectors ensure superior reliability. The contacts are extremely durable and rated for circuit interruption (true hot-pluggable). Our touch-safe female housing design with integral latch release presents a new standard for high power connector safety and ergonomics. The housings are black UL94 V-0 material with latches in blue for clear identification.

The PowerMod®HP family offers excellent design flexibility with the availability of 10 different connector types.

- Single Pole Straight Male
- Single Pole Right Angle Female
- Single Pole Straight Female
- Single Pole Bus Bar Mount
- Dual Pole Straight Male
- Dual Pole Right Angle Female
- Dual Pole Straight Female
- Dual Pole Female Blind Mate Panel Mount
- Dual Pole Male Panel Mount
- Dual Pole Male Blind Mate Panel Mount

All PowerMod®HP connectors are available in American and metric wire sizes for further design freedom. APP offers pneumatic and hydraulic bench tools as well as hand tools for the products which are also compatible with many third-party crimp tooling.

Applications: Back-Up Power, Power Supplies, Cellular Infrastructure, Telecommunications, Industrial Power.

HEADQUARTERS: 13 Pratts Junction Road, P.O. Box 579, Sterling, MA 01564 T:978-422-3600 F:978-422-3700

EUROPE: Rathealy Road, Fermoy Co. Cork, Ireland T:353-(0)25-32277 F:353-(0)25-32296

ASIA/PACIFIC: IDEAL Anderson Asia Pacific Ltd., Unit 922-928 Topsail Plaza, 11 On Sum Street, Shatin N.T., Hong Kong T:852-2636-0836 F:852-2635-9036

CHINA: IDEAL Anderson Technologies (Shenzhen) Ltd., Block A8 Tantou W. Ind. Par, Songgang Baoan District, Shenzhen, PR. China 51810 T: 86-755-2768-2118 F: 86-755-2768-2218

TAIWAN: IDEAL Anderson Asia Pacific Ltd., Taiwan Branch, 4F.-2, No.116, Dadun 20th St., Situn District, Taichung City 407, Taiwan (R.O.C.) T: 886-4-2310-6451 F:886-4-2310-6460

www.andersonpower.com


Connector Family - Series A



Single Pole Right Angle Female



Single Pole Male & Female



Bus Bar Mount



Dual Pole Right Angle Female



Dual Pole Male & Female



Dual Pole Panel Mount Male



Dual Pole Blindmate Female



Dual Pole Blindmate Male

All Data Subject To Change Without Notice

HEADQUARTERS: 13 Pratts Junction Road, P.O. Box 579, Sterling, MA 01564 T:978-422-3600 F:978-422-3700

EUROPE: Rathealy Road, Fermoy Co. Cork, Ireland T:353-(0)25-32277 F:353-(0)25-32296

ASIA/PACIFIC: IDEAL Anderson Asia Pacific Ltd., Unit 922-928 Topsail Plaza, 11 On Sum Street, Shatin N.T., Hong Kong T:852-2636-0836 F:852-2635-9036

CHINA: IDEAL Anderson Technologies (Shenzhen) Ltd., Block A8 Tantou W. Ind. Par, Songgang Baoan District, Shenzhen, PR. China 51810 T: 86-755-2768-2118 F: 86-755-2768-2218

TAIWAN: IDEAL Anderson Asia Pacific Ltd., Taiwan Branch, 4F.-2, No.116, Dadun 20th St., Situn District, Taichung City 407, Taiwan (R.O.C.) T: 886-4-2310-6451 F:886-4-2310-6460

www.andersonpower.com

PowerMod HP connectors, developed by Anderson Power Products, are the innovative New Generation of High Power Interconnections for the Electronics Industry.

The touch-safe, positive latching, PowerMod HP female connector design presents a new standard for high power connector safety. The ergonomic latch release is simple to operate and is colored blue for clear identification. Housings are a black UL94 V-0 flame retardant material.

PowerMod HP contacts are durable and rated for circuit interruption (true hot-pluggable). Series A contacts are available in #6 to #2 American wire gauge and 16mm² to 35mm² metric wire sizes for global design freedom. Our optional strain relief ensures superior contact reliability under adverse operating conditions.



APP PowerMod HP connectors embody the highest quality in the industry and meet all applicable industry standards.

Features

- **Positive latching**
Integral latches with ergonomic release provide over 50 lbs retention
- **Strain relief option**
Reduces risk of wire insulation creep and reduces transmission of wire loads to contacts improving service life
- **Low connector mating forces**
Connectors are easily mated and un-mated
- **Silver plated, high conductivity contacts**
Offers greater longevity for high power, elevated temperature applications
- **Ease of assembly**
Intuitive design allows for simplicity of assembly



SPECIFICATIONS

Electrical		Mechanical	
Current Rating		Mating Force	7 lbs. (31.14N) avg
UL	220 Amps	Latch Retention Force	50 lbs. (222N) min
CSA (30°C Rise)	130 Amps	Contact Retention Force	100 lbs. (445N) min
UL / CSA Voltage Rating	600 Volts	Mating	
Wire Size (AWG)	#6 to #2	a. No Load(Contact/Disconnect Cycles)	500 Cycles
(mm ²)	16 to 35	b. Under Load(Hot Plug 250 cycles @ 120V)	80A
Insulation Withstanding Voltage	2200 Volts	Materials	
Operating Temperature Range °C	minus 40-130 °C	Housing & Cable Clamp	PBT UL94 V-0
Ambient Temperature Range °C	minus 40-85 °C	Latch	PEI UL94 V-0
  File No. E26226		Contacts	Copper alloy silver plate
		Hardware	Steel zinc chromate

ORDERING INFORMATION

PowerMod HP Part Number Plan - Single Pole Male

Series	Series	Gender	Model	Wire Size
PMHP	A	M	01	P05
A * M - Male				
01 - Single Pole Straight				
02 - Single Pole Straight with Cable Clamp				
P05 - 6 AWG				
P04 - 16mm ²				
P03 - 4 AWG				
P02 - 25mm ²				
P01 - 2 AWG & 35mm ²				

* Maximum wire size 2 AWG or 35mm²

Components

Part Number	Description
PMHPAM01	Housing Kit, Male, Single Pole, Straight
PMHPAM02	Housing Kit with Cable Clamp, Male, Single Pole, Straight
PMHPAP05	Pin, Series A, Crimp for 6 AWG wire
PMHPAP04	Pin, Series A, Crimp for 16mm ² wire
PMHPAP03	Pin, Series A, Crimp for 4 AWG wire
PMHPAP02	Pin, Series A, Crimp for 25mm ² wire
PMHPAP01	Pin, Series A, Crimp for 2 AWG & 35mm ² wire
PMHPAC01	Single Pole Cable Clamp Kit

HEADQUARTERS: 13 Pratts Junction Road, P.O. Box 579, Sterling, MA 01564 T:978-422-3600 F:978-422-3700

EUROPE: Rathealy Road, Fermoy Co. Cork, Ireland T:353-(0)25-32277 F:353-(0)25-32296

ASIA/PACIFIC: IDEAL Anderson Asia Pacific Ltd., Unit 922-928 Topsail Plaza, 11 On Sum Street, Shatin N.T., Hong Kong T:852-2636-0836 F:852-2635-9036

CHINA: IDEAL Anderson Technologies (Shenzhen) Ltd., Block A8 Tantou W. Ind. Par, Songgang Baoan District, Shenzhen, PR. China 51810 T: 86-755-2768-2118 F: 86-755-2768-2218

TAIWAN: IDEAL Anderson Asia Pacific Ltd., Taiwan Branch, 4F.-2, No.116, Dadun 20th St., Situn District, Taichung City 407, Taiwan (R.O.C.) T: 886-4-2310-6451 F:886-4-2310-6460

www.andersonpower.com

ORDERING INFORMATION

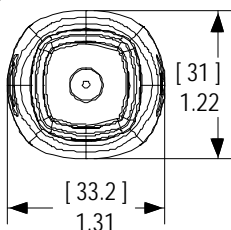
Tooling

Pneumatic Production Tool				
Wire Size	Part Number	Die P/N	Locator P/N	Number of Crimps
#2 AWG 35mm ²	1387G2	1303G13	1304G19	2
25mm ²	1387G2	1303G13	1304G19	2
#4 AWG	1387G2	1303G14	1304G19	2
16mm ²	1387G2	1303G14	1304G19	2
#6 AWG	1387G2	1303G14	1304G19	2

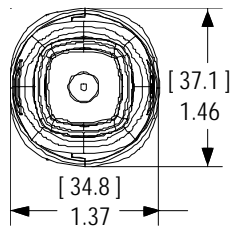
Hand Tool				
Wire Size	Hydraulic	Battery	Die P/N	Number of Crimps
#2 AWG 35mm ²	1387G3	1370	1322G7	2
25mm ²	1387G3	1370	1322G11	2
#4 AWG	1387G3	1370	1322G8	2
16mm ²	1387G3	1370	1322G10	2
#6 AWG	1387G3	1370	1322G9	2

DIMENSIONS

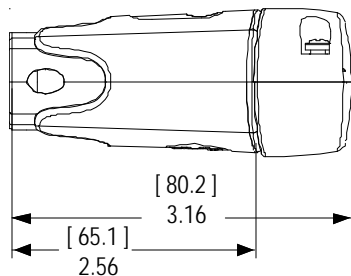
Front Without Strain Relief



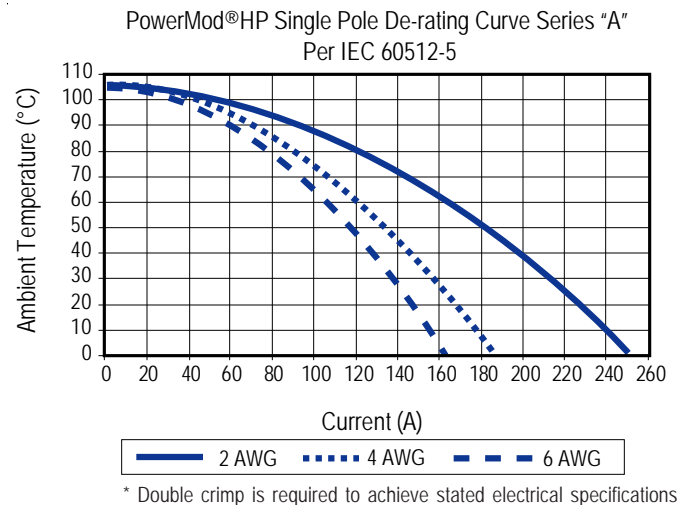
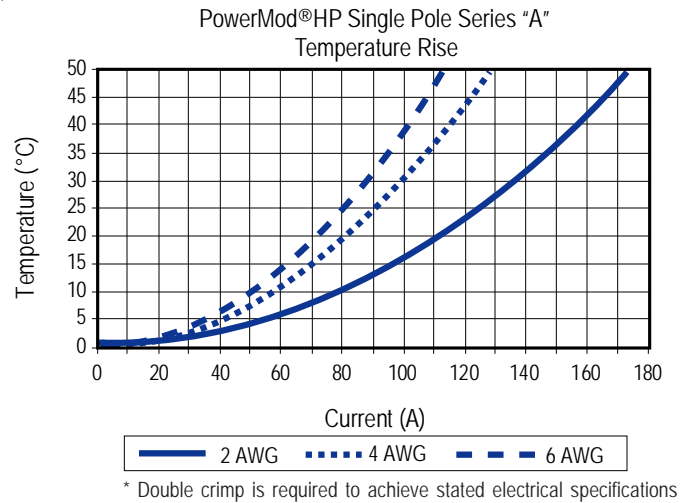
Front With Strain Relief



Side



TEMPERATURE CHART



MATING CONNECTORS

Single Pole Right Angle Female

Single Pole Female



All Data Subject To Change Without Notice

HEADQUARTERS: 13 Pratts Junction Road, P.O. Box 579, Sterling, MA 01564 T:978-422-3600 F:978-422-3700

EUROPE: Rathealy Road, Fermoy Co. Cork, Ireland T:353-(0)25-32277 F:353-(0)25-32296

ASIA/PACIFIC: IDEAL Anderson Asia Pacific Ltd., Unit 922-928 Topsail Plaza, 11 On Sum Street, Shatin N.T., Hong Kong T:852-2636-0836 F:852-2635-9036

CHINA: IDEAL Anderson Technologies (Shenzhen) Ltd., Block A8 Tantou W. Ind. Par, Songgang Baoan District, Shenzhen, P.R. China 51810 T: 86-755-2768-2118 F: 86-755-2768-2218

TAIWAN: IDEAL Anderson Asia Pacific Ltd., Taiwan Branch, 4F-2, No.116, Dadun 20th St., Situn District, Taichung City 407, Taiwan (R.O.C.) T: 886-4-2310-6451 F:886-4-2310-6460

www.andersonpower.com

PowerMod HP connectors, developed by Anderson Power Products, are the innovative New Generation of High Power Interconnections for the Electronics Industry.

The touch-safe, positive latching, PowerMod HP female connector design presents a new standard for high power connector safety. The ergonomic latch release is simple to operate and is colored blue for clear identification. Housings are a black UL94 V-0 flame retardant material.

PowerMod HP contacts are durable and rated for circuit interruption (true hot-pluggable). Series A contacts are available in #6 to #2 American wire gauge and 16mm² to 35mm² metric wire sizes for global design freedom. Our optional strain relief ensures superior contact reliability under adverse operating conditions.

APP PowerMod HP connectors embody the highest quality in the industry and meet all applicable industry standards.

Features

- **Positive Latching**

Integral latches with ergonomic release provide over 50 lbs retention

- **Touch safe female connectors**

Provides IP20 protection for safe, energized use outside the electronics cabinet

- **High performance, hot pluggable female contacts**

Our patented design provides greater longevity for high power, elevated temperature applications

- **Strain relief option**

Reduces risk of wire insulation creep and reduces transmission of wire loads to contacts improving service life

- **Low connector mating forces**

Connectors are easily mated and un-mated



SPECIFICATIONS

Electrical

Current Rating	
UL	220 Amps
CSA (30°C Rise)	130 Amps
UL / CSA Voltage Rating	600 Volts
Wire Size (AWG)	#6 to #2
(mm ²)	16 to 35
Insulation Withstanding Voltage	2200 Volts
Operating Temperature Range °C	minus 40-130 °C
Ambient Temperature Range °C	minus 40-85 °C



File No. E26226

Mechanical

Mating Force	7 lbs. (31.14N) avg
Latch Retention Force	50 lbs. (222N) min
Contact Retention Force	100 lbs. (445N) min
Mating	
a. No Load(Contact/Disconnect Cycles)	500 Cycles
b. Under Load(Hot Plug 250 cycles @ 120V)	80A

Materials

Housing & Cable Clamp	PBT UL94 V-0
Latch	PEI UL94 V-0
Contacts	Copper alloy silver plate
Hardware	Steel zinc chromate

ORDERING INFORMATION

PowerMod HP Part Number Plan - Single Pole Female

Series	Series	Gender	Model	Wire Size
PMHP	A	F	01	S05
A * F - Female				
01 - Single Pole Straight				
02 - Single Pole Straight with Cable Clamp				
S05 - 6 AWG				
S04 - 16mm ²				
S03 - 4 AWG				
S02 - 25mm ²				
S01 - 2 AWG & 35mm ²				

* Maximum wire size 2 AWG or 35mm²

Components

Part Number	Description
PMHPAF01	Housing Kit, Female, Single Pole, Straight
PMHPAF02	Housing Kit with Cable Clamp, Female, Single Pole, Straight
PMHPAS05	Socket, Series A, Crimp for 6 AWG wire
PMHPAS04	Socket, Series A, Crimp for 16mm ² wire
PMHPAS03	Socket, Series A, Crimp for 4 AWG wire
PMHPAS02	Socket, Series A, Crimp for 25mm ² wire
PMHPAS01	Socket, Series A, Crimp for 2 AWG & 35mm ² wire
PMHPAC01	Single Pole Cable Clamp Kit

HEADQUARTERS: 13 Pratts Junction Road, P.O. Box 579, Sterling, MA 01564 T:978-422-3600 F:978-422-3700

EUROPE: Rathealy Road, Fermoy Co. Cork, Ireland T:353-(0)25-32277 F:353-(0)25-32296

ASIA/PACIFIC: IDEAL Anderson Asia Pacific Ltd., Unit 922-928 Topsail Plaza, 11 On Sum Street, Shatin N.T., Hong Kong T:852-2636-0836 F:852-2635-9036

CHINA: IDEAL Anderson Technologies (Shenzhen) Ltd., Block A8 Tantou W. Ind. Par, Songgang Baoan District, Shenzhen, PR. China 51810 T: 86-755-2768-2118 F: 86-755-2768-2218

TAIWAN: IDEAL Anderson Asia Pacific Ltd., Taiwan Branch, 4F-2, No.116, Dadun 20th St., Situn District, Taichung City 407, Taiwan (R.O.C.) T: 886-4-2310-6451 F:886-4-2310-6460

www.andersonpower.com

ORDERING INFORMATION

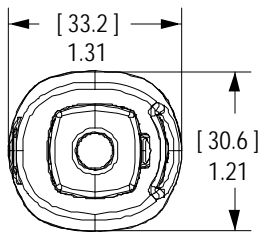
Tooling

Pneumatic Production Tool				
Wire Size	Part Number	Die P/N	Locator P/N	Number of Crimps
#2 AWG 35mm ²	1387G2	1303G13	1304G19	2
25mm ²	1387G2	1303G13	1304G19	2
#4 AWG 16mm ²	1387G2	1303G14	1304G19	2
#6 AWG	1387G2	1303G14	1304G19	2

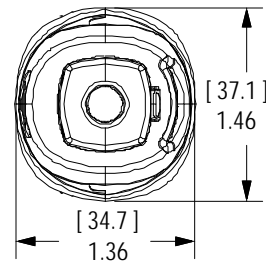
Hand Tool				
Wire Size	Hydraulic	Battery	Die P/N	Number of Crimps
#2 AWG 35mm ²	1387G3	1370	1322G7	2
25mm ²	1387G3	1370	1322G11	2
#4 AWG 16mm ²	1387G3	1370	1322G8	2
#6 AWG	1387G3	1370	1322G9	2

DIMENSIONS

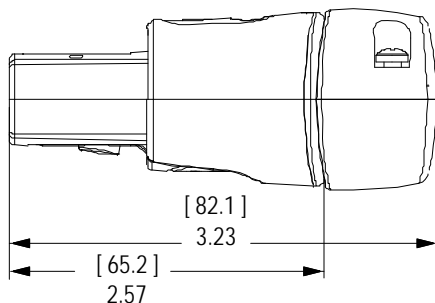
Front Without Strain Relief



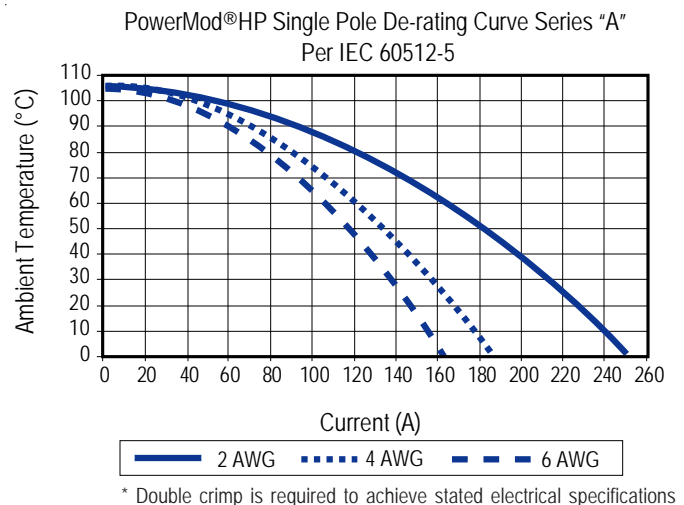
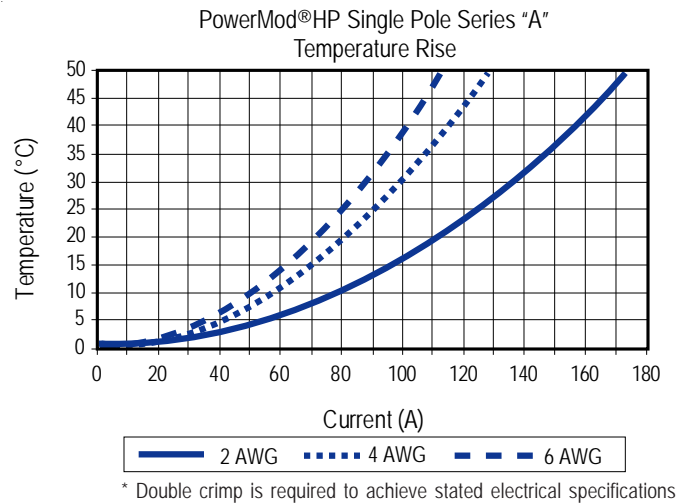
Front With Strain Relief



Side



TEMPERATURE CHART



MATING CONNECTORS

Single Pole Bus Bar Male



Single Pole Male



All Data Subject To Change Without Notice

HEADQUARTERS: 13 Pratts Junction Road, P.O. Box 579, Sterling, MA 01564 T:978-422-3600 F:978-422-3700

EUROPE: Rathealy Road, Fermoy Co. Cork, Ireland T:353-(0)25-32277 F:353-(0)25-32296

ASIA/PACIFIC: IDEAL Anderson Asia Pacific Ltd., Unit 922-928 Topsail Plaza, 11 On Sum Street, Shatin N.T., Hong Kong T:852-2636-0836 F:852-2635-9036

CHINA: IDEAL Anderson Technologies (Shenzhen) Ltd., Block A8 Tantou W. Ind. Par, Songgang Baoan District, Shenzhen, P.R. China 51810 T: 86-755-2768-2118 F: 86-755-2768-2218

TAIWAN: IDEAL Anderson Asia Pacific Ltd., Taiwan Branch, 4F-2, No.116, Dadun 20th St., Situn District, Taichung City 407, Taiwan (R.O.C.) T: 886-4-2310-6451 F:886-4-2310-6460

www.andersonpower.com

PowerMod HP connectors, developed by Anderson Power Products, are the innovative New Generation of High Power Interconnections for the Electronics Industry.

The touch-safe, positive latching, PowerMod HP female connector design presents a new standard for high power connector safety. The ergonomic latch release is simple to operate and is colored blue for clear identification. Housings are a black UL94 V-0 flame retardant material.

PowerMod HP contacts are durable and rated for circuit interruption (true hot-pluggable). Series A contacts are available in #6 to #2 American wire gauge and 16mm² to 35mm² metric wire sizes for global design freedom. Our *strain relief ensures superior contact reliability under adverse operating conditions.

APP PowerMod HP connectors embody the highest quality in the industry and meet all applicable industry standards.

* Strain relief not optional on right angle

Features

- **Right angle connector**

Offers short mated length for tight wiring applications

- **Positive latching**

Integral Latches with ergonomic release provide over 50 lbs retention

- **Touch safe female connectors**

Provides IP20 protection for safe, energized use outside the electronics cabinet

- **High performance, hot pluggable female contacts**

Our patented design provides greater longevity for high power, elevated temperature applications

- **Low connector mating forces**

Connectors are easily mated and un-mated



SPECIFICATIONS

Electrical

Current Rating	
UL	220 Amps
CSA (30°C Rise)	130 Amps
UL / CSA Voltage Rating	600 Volts
Wire Size (AWG)	#6 to #2
(mm ²)	16 to 35
Insulation Withstanding Voltage	2200 Volts
Operating Temperature Range °C	minus 40-130 °C
Ambient Temperature Range °C	minus 40-85 °C



File No. E26226

Mechanical

Mating Force	7 lbs. (31.14N) avg
Latch Retention Force	50 lbs. (222N) min
Contact Retention Force	100 lbs. (445N) min
Mating	
a. No Load(Contact/Disconnect Cycles)	500 Cycles
b. Under Load(Hot Plug 250 cycles @ 120V)	80A
Materials	
Housing & Cable Clamp	PBT UL94 V-0
Latch	PEI UL94 V-0
Contacts	Copper alloy silver plate
Hardware	Steel zinc chromate

ORDERING INFORMATION

PowerMod HP Part Number Plan - Single Pole Right Angle Female

Series	Series	Gender	Model	Wire Size
PMHP	A	F	3	S10
A *				
F - Female				
03 - Single Pole R/A with cable clamp				
S10 - 6 AWG				
S09 - 16mm ²				
S08 - 4 AWG				
S07 - 25mm ²				
S06 - 2 AWG & 35mm ²				

* Maximum wire size 2 AWG or 35mm²

Components

Part Number	Description
PMHPAF03	Housing Kit with Cable Clamp, Female, Single Pole, R/A
PMHPAS10	Socket, Series A, Crimp for 6 AWG wire
PMHPAS09	Socket, Series A, Crimp for 16mm ² wire
PMHPAS08	Socket, Series A, Crimp for 4 AWG wire
PMHPAS07	Socket, Series A, Crimp for 25mm ² wire
PMHPAS06	Socket, Series A, Crimp for 2 AWG & 35mm ² wire

HEADQUARTERS: 13 Pratts Junction Road, P.O. Box 579, Sterling, MA 01564 T:978-422-3600 F:978-422-3700

EUROPE: Rathealy Road, Fermoy Co. Cork, Ireland T:353-(0)25-32277 F:353-(0)25-32296

ASIA/PACIFIC: IDEAL Anderson Asia Pacific Ltd., Unit 922-928 Topsail Plaza, 11 On Sum Street, Shatin N.T., Hong Kong T:852-2636-0836 F:852-2635-9036

CHINA: IDEAL Anderson Technologies (Shenzhen) Ltd., Block A8 Tantou W. Ind. Par, Songgang Baoan District, Shenzhen, PR. China 51810 T: 86-755-2768-2118 F: 86-755-2768-2218

TAIWAN: IDEAL Anderson Asia Pacific Ltd., Taiwan Branch, 4F-2, No.116, Dadun 20th St., Situn District, Taichung City 407, Taiwan (R.O.C.) T: 886-4-2310-6451 F:886-4-2310-6460

www.andersonpower.com

ORDERING INFORMATION

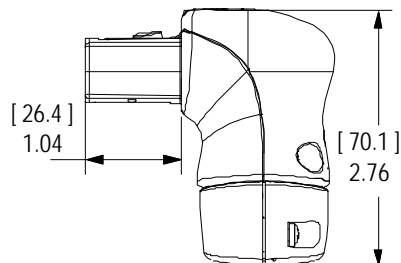
Tooling

Pneumatic Production Tool				
Wire Size	Part Number	Die P/N	Locator P/N	Number of Crimps
#2 AWG 35mm ²	1387G2	1303G13	1304G19	2
25mm ²	1387G2	1303G13	1304G19	2
#4 AWG	1387G2	1303G14	1304G19	2
16mm ²	1387G2	1303G14	1304G19	2
#6 AWG	1387G2	1303G14	1304G19	2

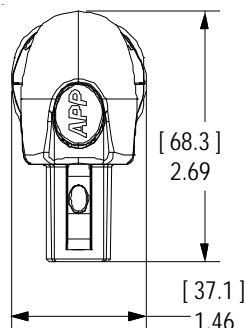
Hand Tool				
Wire Size	Hydraulic	Battery	Die P/N	Number of Crimps
#2 AWG 35mm ²	1387G3	1370	1322G7	2
25mm ²	1387G3	1370	1322G11	2
#4 AWG	1387G3	1370	1322G8	2
16mm ²	1387G3	1370	1322G10	2
#6 AWG	1387G3	1370	1322G9	2

DIMENSIONS

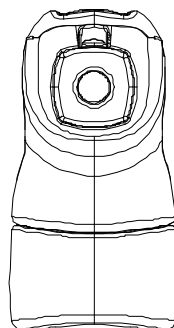
Side



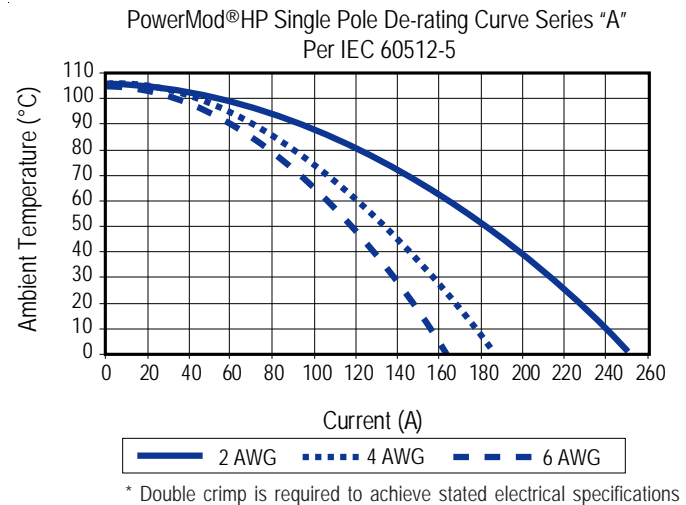
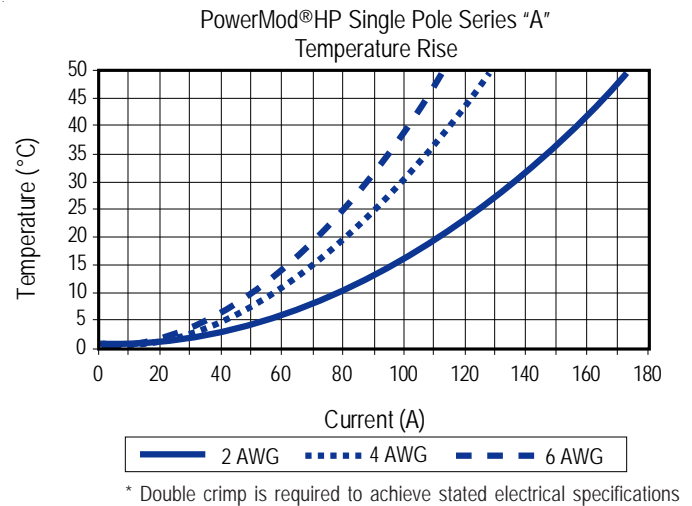
Top



Front



TEMPERATURE CHART



MATING CONNECTORS

Single Pole Male



Single Pole Bus Bar Male



All Data Subject To Change Without Notice

HEADQUARTERS: 13 Pratts Junction Road, P.O. Box 579, Sterling, MA 01564 T:978-422-3600 F:978-422-3700

EUROPE: Rathealy Road, Fermoy Co. Cork, Ireland T:353-(0)25-32277 F:353-(0)25-32296

ASIA/PACIFIC: IDEAL Anderson Asia Pacific Ltd., Unit 922-928 Topsail Plaza, 11 On Sum Street, Shatin N.T., Hong Kong T:852-2636-0836 F:852-2635-9036

CHINA: IDEAL Anderson Technologies (Shenzhen) Ltd., Block A8 Tantou W. Ind. Par, Songgang Baoan District, Shenzhen, PR. China 51810 T: 86-755-2768-2118 F: 86-755-2768-2218

TAIWAN: IDEAL Anderson Asia Pacific Ltd., Taiwan Branch, 4F-2, No.116, Dadun 20th St., Situn District, Taichung City 407, Taiwan (R.O.C.) T: 886-4-2310-6451 F:886-4-2310-6460


www.andersonpower.com

PowerMod HP connectors, developed by Anderson Power Products, are the innovative New Generation of High Power Interconnections for the Electronics Industry.

APP PowerMod HP connectors embody the highest quality in the industry and meet all applicable industry standards.

Features

- **Low connector mating forces**
Connectors are easily mated and un-mated
- **Silver plated, high conductivity contacts**
Offers greater longevity for high power, elevated temperature applications
- **Ease of assembly**
Intuitive design allows for simplicity of assembly



SPECIFICATIONS

Electrical

Current Rating	
UL	220 Amps
CSA (30°C Rise)	130 Amps
UL / CSA Voltage Rating	600 Volts
Bus Bar	.12 [3.0] min .25 [6.4] max
Insulation Withstanding Voltage	2200 Volts
Operating Temperature Range °C	minus 40-130 °C
Ambient Temperature Range °C	minus 40-85 °C



Mechanical

Mating Force	7 lbs. (31.14N) avg
Latch Retention Force	50 lbs. (222N) min
Contact Retention Force	100 lbs. (445N) min
Mating	
a. No Load(Contact/Disconnect Cycles)	500 Cycles
b. Under Load(Hot Plug 250 cycles @ 120V)	80A

Materials

Housing	PBT UL94 V-0
Contacts	Copper alloy silver plate
Hardware	Steel zinc chromate

ORDERING INFORMATION

PowerMod HP Part Number Plan - Single Pole Bus Bar

Series	Series	Gender	Model	Wire Size
PMHP	A	M	04	P06
A * M - Male				
04 - Bus Bar Mount				
P06 - Pin Bus Bar				

Components

Part Number	Description
PMHPAP06	Pin Series A, Bus Bar

ORDERING INFORMATION

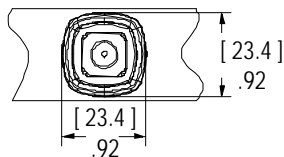
Tooling For Mating Connectors

Pneumatic Production Tool				
Wire Size	Part Number	Die P/N	Locator P/N	Number of Crimps
#2 AWG 35mm ²	1387G2	1303G13	1304G19	2
25mm ²	1387G2	1303G13	1304G19	2
#4 AWG 16mm ²	1387G2	1303G14	1304G19	2
#6 AWG	1387G2	1303G14	1304G19	2

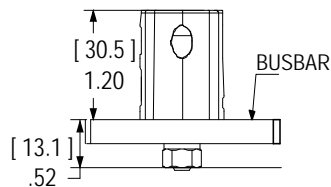
Hand Tool				
Wire Size	Hydraulic	Battery	Die P/N	Number of Crimps
#2 AWG 35mm ²	1387G3	1370	1322G7	2
25mm ²	1387G3	1370	1322G11	2
#4 AWG 16mm ²	1387G3	1370	1322G8	2
#6 AWG	1387G3	1370	1322G10	2
#6 AWG	1387G3	1370	1322G9	2

DIMENSIONS

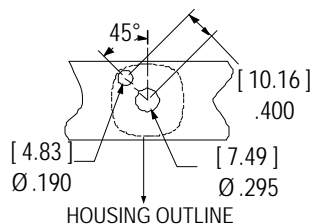
Front



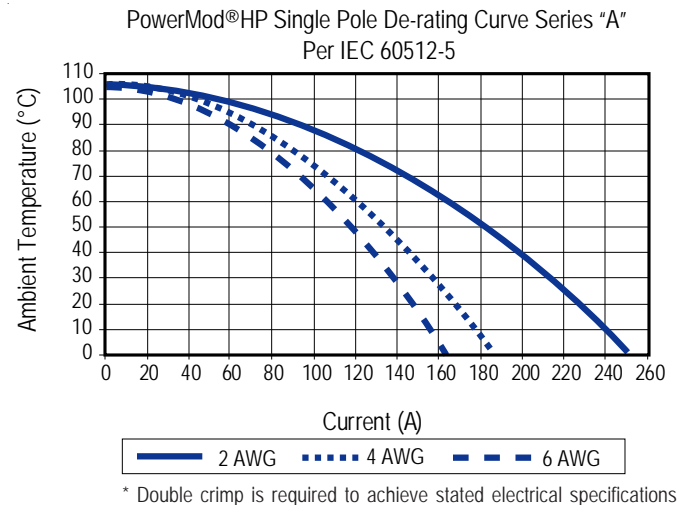
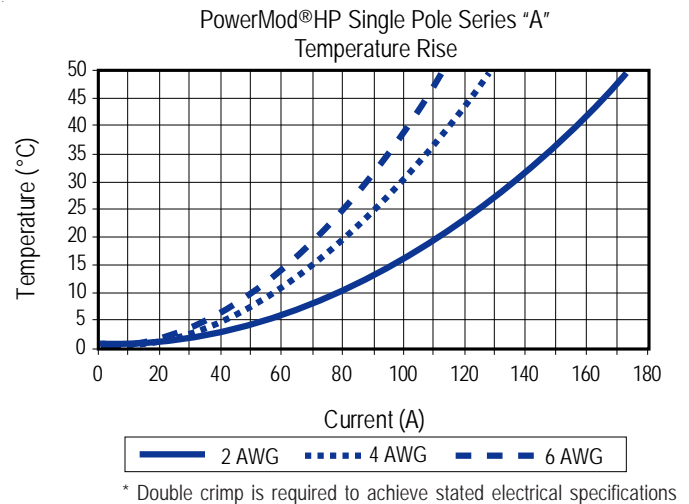
Side



Back



TEMPERATURE CHART



MATING CONNECTORS

Single Pole Right
Angle Female

Single Pole Female



All Data Subject To Change Without Notice

HEADQUARTERS: 13 Pratts Junction Road, P.O. Box 579, Sterling, MA 01564 T:978-422-3600 F:978-422-3700

EUROPE: Rathealy Road, Fermoy Co. Cork, Ireland T:353-(0)25-32277 F:353-(0)25-32296

ASIA/PACIFIC: IDEAL Anderson Asia Pacific Ltd., Unit 922-928 Topsail Plaza, 11 On Sum Street, Shatin N.T., Hong Kong T:852-2636-0836 F:852-2635-9036

CHINA: IDEAL Anderson Technologies (Shenzhen) Ltd., Block A8 Tantou W. Ind. Par, Songgang Baoan District, Shenzhen, PR. China 51810 T: 86-755-2768-2118 F: 86-755-2768-2218

TAIWAN: IDEAL Anderson Asia Pacific Ltd., Taiwan Branch, 4F.-2, No.116, Dadun 20th St., Situn District, Taichung City 407, Taiwan (R.O.C.) T: 886-4-2310-6451 F:886-4-2310-6460

www.andersonpower.com

PowerMod HP connectors, developed by Anderson Power Products, are the innovative New Generation of High Power Interconnections for the Electronics Industry.

The touch-safe, positive latching, PowerMod HP female connector design presents a new standard for high power connector safety. The ergonomic latch release is simple to operate and is colored blue for clear identification. Housings are a black UL94 V-0 flame retardant material.

PowerMod HP contacts are durable and rated for circuit interruption (true hot-pluggable). Series A contacts are available in #6 to #2 American wire gauge and 16mm² to 35mm² metric wire sizes for global design freedom. Our optional strain relief ensures superior contact reliability under adverse operating conditions.

APP PowerMod HP connectors embody the highest quality in the industry and meet all applicable industry standards.

Features

- **Positive latching**

Integral latches with ergonomic release provide over 50 lbs retention

- **Strain relief option**

Reduces risk of wire insulation creep and reduces transmission of wire loads to contacts improving service life

- **Low connector mating forces**

Connectors are easily mated and un-mated

- **Silver plated, high conductivity contacts**

Offers greater longevity for high power, elevated temperature applications

- **Ease of assembly**

Intuitive design allows for simplicity of assembly



SPECIFICATIONS

Electrical		Mechanical	
Current Rating		Mating Force	15 lbs. (66.72N) avg
UL	210 Amps	Latch Retention Force	50 lbs. (222N) min
CSA (30°C Rise)	130 Amps	Contact Retention Force	100 lbs. (445N) min
UL / CSA Voltage Rating	600 Volts	Mating	
Wire Size (AWG)	#6 to #2	a. No Load(Contact/Disconnect Cycles)	500 Cycles
(mm ²)	16 to 35	b. Under Load(Hot Plug 250 cycles @ 120V)	80A
Insulation Withstanding Voltage	2200 Volts	Materials	
Operating Temperature Range °C	minus 40-130 °C	Housing & Cable Clamp	PBT UL94 V-0
Ambient Temperature Range °C	minus 40-85 °C	Latch	PEI UL94 V-0
		Contacts	Copper alloy silver plate
		Hardware	Steel zinc chromate



File No. E26226

ORDERING INFORMATION

PowerMod HP Part Number Plan - Dual Pole Male

Series	Series	Gender	Model	Wire Size
PMHP	A	M	11	P05
A *				
M - Male				
11 - Dual Pole Straight				
12 - Dual Pole Straight with Cable Clamp				
P05 - 6 AWG				
P04 - 16mm ²				
P03 - 4 AWG				
P02 - 25mm ²				
P01 - 2 AWG & 35mm ²				

* Maximum wire size 2 AWG or 35mm²

Components

Part Number	Description
PMHPAM11	Housing Kit, Male, Dual Pole, Straight
PMHPAM12	Housing Kit with Cable Clamp, Male, Dual Pole, Straight
PMHPAP05	Pin, Series A, Crimp for 6 AWG wire
PMHPAP04	Pin, Series A, Crimp for 16mm ² wire
PMHPAP03	Pin, Series A, Crimp for 4 AWG wire
PMHPAP02	Pin, Series A, Crimp for 25mm ² wire
PMHPAP01	Pin, Series A, Crimp for 2 AWG & 35mm ² wire
PMHPAC02	Dual Pole Cable Clamp Kit

HEADQUARTERS: 13 Pratts Junction Road, P.O. Box 579, Sterling, MA 01564 T:978-422-3600 F:978-422-3700

EUROPE: Rathealy Road, Fermoy Co. Cork, Ireland T:353-(0)25-32277 F:353-(0)25-32296

ASIA/PACIFIC: IDEAL Anderson Asia Pacific Ltd., Unit 922-928 Topsail Plaza, 11 On Sum Street, Shatin N.T., Hong Kong T:852-2636-0836 F:852-2635-9036

CHINA: IDEAL Anderson Technologies (Shenzhen) Ltd., Block A8 Tantou W. Ind. Par, Songgang Baoan District, Shenzhen, PR. China 51810 T: 86-755-2768-2118 F: 86-755-2768-2218

TAIWAN: IDEAL Anderson Asia Pacific Ltd., Taiwan Branch, 4F-2, No.116, Dadun 20th St., Situn District, Taichung City 407, Taiwan (R.O.C.) T: 886-4-2310-6451 F:886-4-2310-6460

www.andersonpower.com

ORDERING INFORMATION

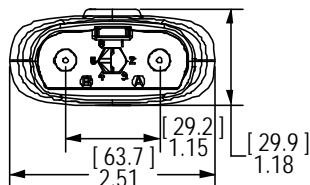
Tooling

Pneumatic Production Tool				
Wire Size	Part Number	Die P/N	Locator P/N	Number of Crimps
#2 AWG 35mm ²	1387G2	1303G13	1304G19	2
25mm ²	1387G2	1303G13	1304G19	2
#4 AWG	1387G2	1303G14	1304G19	2
16mm ²	1387G2	1303G14	1304G19	2
#6 AWG	1387G2	1303G14	1304G19	2

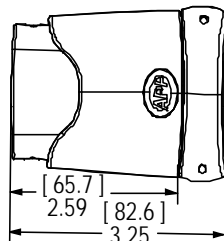
Hand Tool				
Wire Size	Hydraulic	Battery	Die P/N	Number of Crimps
#2 AWG 35mm ²	1387G3	1370	1322G7	2
25mm ²	1387G3	1370	1322G11	2
#4 AWG	1387G3	1370	1322G8	2
16mm ²	1387G3	1370	1322G10	2
#6 AWG	1387G3	1370	1322G9	2

DIMENSIONS

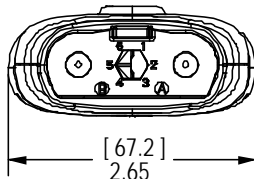
Front Without Strain Relief



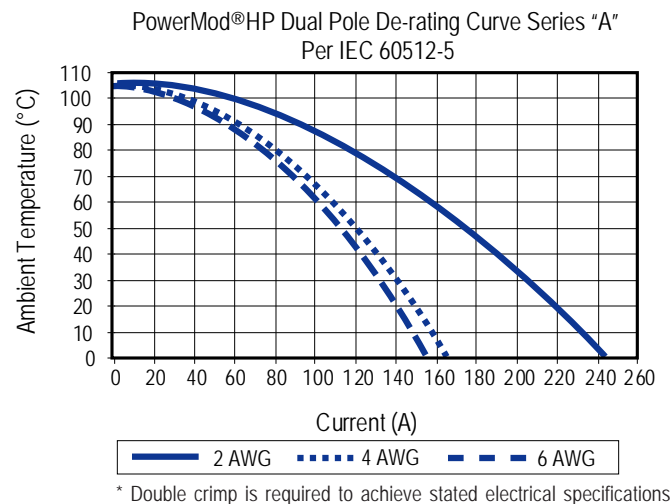
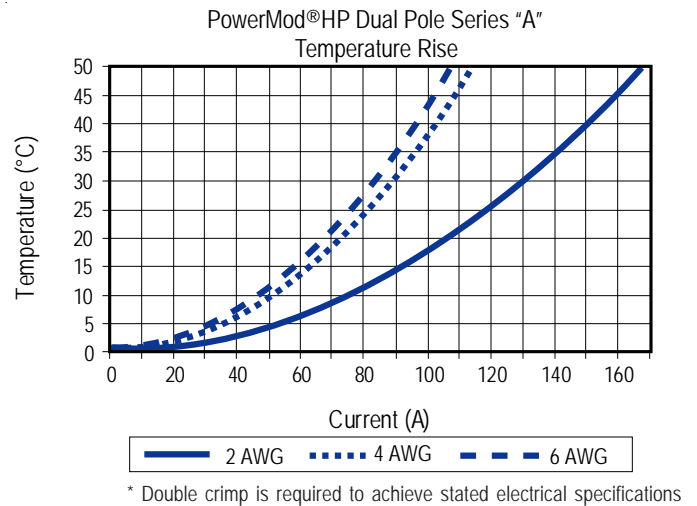
Side



Front With Strain Relief



TEMPERATURE CHART



MATING CONNECTORS

Dual Pole Straight
Female

Dual Pole Right Angle
Female



All Data Subject To Change Without Notice

HEADQUARTERS: 13 Pratts Junction Road, P.O. Box 579, Sterling, MA 01564 T:978-422-3600 F:978-422-3700

EUROPE: Rathealy Road, Fermoy Co. Cork, Ireland T:353-(0)25-32277 F:353-(0)25-32296

ASIA/PACIFIC: IDEAL Anderson Asia Pacific Ltd., Unit 922-928 Topsail Plaza, 11 On Sum Street, Shatin N.T., Hong Kong T:852-2636-0836 F:852-2635-9036

CHINA: IDEAL Anderson Technologies (Shenzhen) Ltd., Block A8 Tantou W. Ind. Par, Songgang Baoan District, Shenzhen, PR. China 51810 T: 86-755-2768-2118 F: 86-755-2768-2218

TAIWAN: IDEAL Anderson Asia Pacific Ltd., Taiwan Branch, 4F-2, No.116, Dadun 20th St., Situn District, Taichung City 407, Taiwan (R.O.C.) T: 886-4-2310-6451 F:886-4-2310-6460

www.andersonpower.com

PowerMod HP connectors, developed by Anderson Power Products, are the innovative New Generation of High Power Interconnections for the Electronics Industry.

The touch-safe, positive latching, PowerMod HP female connector design presents a new standard for high power connector safety. The ergonomic latch release is simple to operate and is colored blue for clear identification. Housings are a black UL94 V-0 flame retardant material.

PowerMod HP contacts are durable and rated for circuit interruption (true hot-pluggable). Series A contacts are available in #6 to #2 American wire gauge and 16mm² to 35mm² metric wire sizes for global design freedom. Our optional strain relief ensures superior contact reliability under adverse operating conditions.

APP PowerMod HP connectors embody the highest quality in the industry and meet all applicable industry standards.

Features

- **Positive latching**
Integral latches with ergonomic release provide over 50 lbs retention
- **Touch safe female connectors**
Provides IP20 protection for safe, energized use outside the electronics cabinet
- **High performance, hot pluggable female contacts**
Our patented design provides greater longevity for high power, elevated temperature applications
- **Strain relief option**
Reduces risk of wire insulation creep and reduces transmission of wire loads to contacts improving service life
- **Low connector mating forces**
Connectors are easily mated and un-mated



SPECIFICATIONS

Electrical		Mechanical	
Current Rating		Mating Force	15 lbs. (66.72N) avg
UL	210 Amps	Latch Retention Force	50 lbs. (222N) min
CSA (30°C Rise)	130 Amps	Contact Retention Force	100 lbs. (445N) min
UL / CSA Voltage Rating	600 Volts	Mating	
Wire Size (AWG)	#6 to #2	a. No Load(Contact/Disconnect Cycles)	500 Cycles
(mm ²)	16 to 35	b. Under Load(Hot Plug 250 cycles @ 120V)	80A
Insulation Withstanding Voltage	2200 Volts	Materials	
Operating Temperature Range °C	minus 40-130 °C	Housing & Cable Clamp	PBT UL94 V-0
Ambient Temperature Range °C	minus 40-85 °C	Latch	PEI UL94 V-0
		Contacts	Copper alloy silver plate
		Hardware	Steel zinc chromate



File No. E26226

ORDERING INFORMATION

PowerMod HP Part Number Plan - Dual Pole Female

Series	Series	Gender	Model	Wire Size
PMHP	A	F	11	S05
A *				
F - Female				
11 - Dual Pole Straight				
12 - Dual Pole Straight with Cable Clamp				
S05 - 6 AWG				
S04 - 16mm ²				
S03 - 4 AWG				
S02 - 25mm ²				
S01 - 2 AWG & 35mm				

* Maximum wire size 2 AWG or 35mm²

Components

Part Number	Description
PMHPAF11	Housing Kit, Female, Dual Pole, Straight
PMHPAF12	Housing Kit with Cable Clamp, Female, Dual Pole, Straight
PMHPAS05	Socket, Series A, Crimp for 6 AWG wire
PMHPAS04	Socket, Series A, Crimp for 16mm ² wire
PMHPAS03	Socket, Series A, Crimp for 4 AWG wire
PMHPAS02	Socket, Series A, Crimp for 25mm ² wire
PMHPAS01	Socket, Series A, Crimp for 2 AWG & 35mm ² wire
PMHPAC02	Dual Pole Cable Clamp Kit

HEADQUARTERS: 13 Pratts Junction Road, P.O. Box 579, Sterling, MA 01564 T:978-422-3600 F:978-422-3700

EUROPE: Rathealy Road, Fermoy Co. Cork, Ireland T:353-(0)25-32277 F:353-(0)25-32296

ASIA/PACIFIC: IDEAL Anderson Asia Pacific Ltd., Unit 922-928 Topsail Plaza, 11 On Sum Street, Shatin N.T., Hong Kong T:852-2636-0836 F:852-2635-9036

CHINA: IDEAL Anderson Technologies (Shenzhen) Ltd., Block A8 Tantou W. Ind. Par, Songgang Baoan District, Shenzhen, PR. China 51810 T: 86-755-2768-2118 F: 86-755-2768-2218

TAIWAN: IDEAL Anderson Asia Pacific Ltd., Taiwan Branch, 4F-2, No.116, Dadun 20th St., Situn District, Taichung City 407, Taiwan (R.O.C.) T: 886-4-2310-6451 F:886-4-2310-6460

www.andersonpower.com

ORDERING INFORMATION

Tooling

Pneumatic Production Tool				
Wire Size	Part Number	Die P/N	Locator P/N	Number of Crimps
#2 AWG 35mm ²	1387G2	1303G13	1304G19	2
25mm ²	1387G2	1303G13	1304G19	2
#4 AWG	1387G2	1303G14	1304G19	2
16mm ²	1387G2	1303G14	1304G19	2
#6 AWG	1387G2	1303G14	1304G19	2

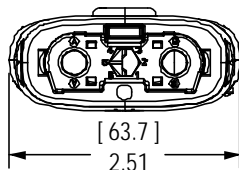
Hand Tool				
Wire Size	Hydraulic	Battery	Die P/N	Number of Crimps
#2 AWG 35mm ²	1387G3	1370	1322G7	2
25mm ²	1387G3	1370	1322G11	2
#4 AWG	1387G3	1370	1322G8	2
16mm ²	1387G3	1370	1322G10	2
#6 AWG	1387G3	1370	1322G9	2

Accessories

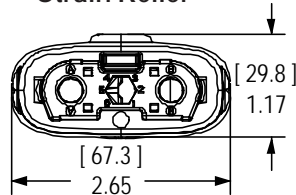
Part Number	Description
PMHPAFDC	Dust Cover

DIMENSIONS

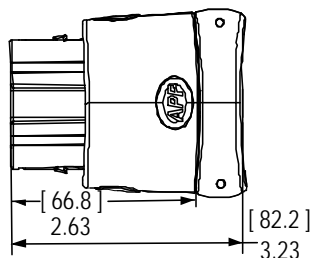
Front Without
Strain Relief



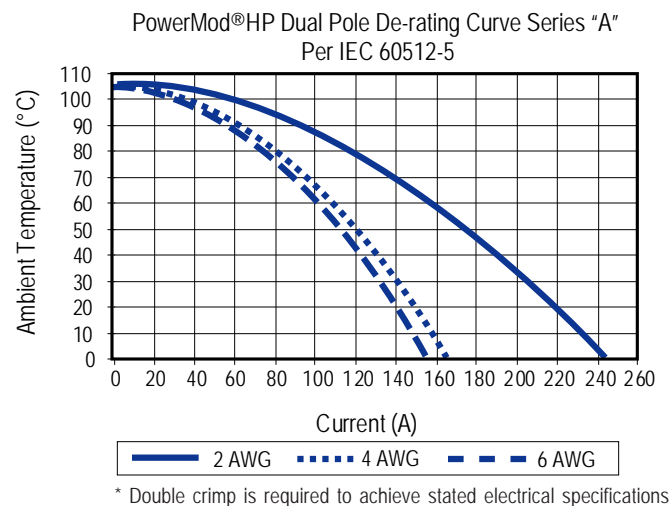
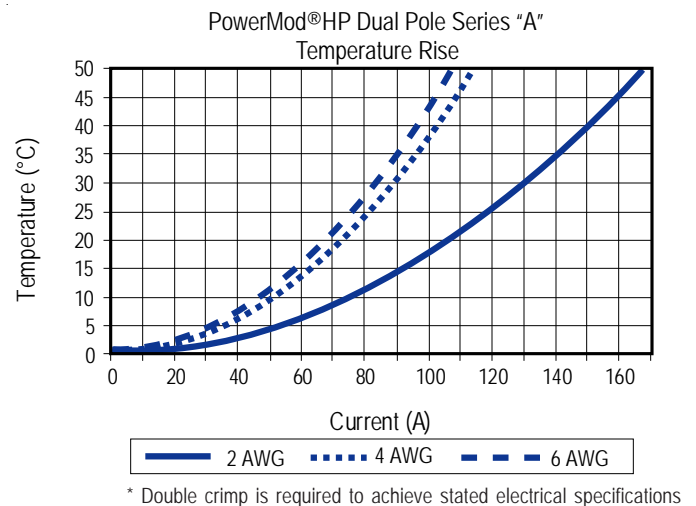
Front With
Strain Relief



Side



TEMPERATURE CHART



MATING CONNECTORS

Dual Pole
Straight Male



Dual Pole Panel
Mount Male



All Data Subject To Change Without Notice

HEADQUARTERS: 13 Pratts Junction Road, P.O. Box 579, Sterling, MA 01564 T:978-422-3600 F:978-422-3700

EUROPE: Rathealy Road, Fermoy Co. Cork, Ireland T:353-(0)25-32277 F:353-(0)25-32296

ASIA/PACIFIC: IDEAL Anderson Asia Pacific Ltd., Unit 922-928 Topsail Plaza, 11 On Sum Street, Shatin N.T., Hong Kong T:852-2636-0836 F:852-2635-9036

CHINA: IDEAL Anderson Technologies (Shenzhen) Ltd., Block A8 Tantou W. Ind. Par, Songgang Baoan District, Shenzhen, PR. China 51810 T: 86-755-2768-2118 F: 86-755-2768-2218

TAIWAN: IDEAL Anderson Asia Pacific Ltd., Taiwan Branch, 4F.-2, No.116, Dadun 20th St., Situn District, Taichung City 407, Taiwan (R.O.C.) T: 886-4-2310-6451 F:886-4-2310-6460

www.andersonpower.com

PowerMod HP connectors, developed by Anderson Power Products, are the innovative New Generation of High Power Interconnections for the Electronics Industry.

The touch-safe, positive latching, PowerMod HP female connector design presents a new standard for high power connector safety. The ergonomic latch release is simple to operate and is colored blue for clear identification. Housings are a black UL94 V-0 flame retardant material.

PowerMod HP contacts are durable and rated for circuit interruption (true hot-pluggable). Series A contacts are available in #6 to #2 American wire gauge and 16mm² to 35mm² metric wire sizes for global design freedom. Our *strain relief ensures superior contact reliability under adverse operating conditions.

APP PowerMod HP connectors embody the highest quality in the industry and meet all applicable industry standards.



* Strain relief not optional on right angle

Features

- **Right angle connector**
Offers short mated length for tight wiring applications
- **Positive latching**
Integral Latches with ergonomic release provide over 50 lbs retention
- **Touch safe female connectors**
Provides IP20 protection for safe, energized use outside the electronics cabinet
- **High performance, hot pluggable female contacts**
Our patented design provides greater longevity for high power, elevated temperature applications
- **Low connector mating forces**
Connectors are easily mated and un-mated



SPECIFICATIONS

Electrical		Mechanical	
Current Rating		Mating Force	15 lbs. (66.72N) avg
UL	210 Amps	Latch Retention Force	50 lbs. (222N) min
CSA (30°C Rise)	130 Amps	Contact Retention Force	100 lbs. (445N) min
UL / CSA Voltage Rating	600 Volts	Mating	
Wire Size (AWG)	#6 to #2	a. No Load(Contact/Disconnect Cycles)	500 Cycles
(mm ²)	16 to 35	b. Under Load(Hot Plug 250 cycles @ 120V)	80A
Insulation Withstanding Voltage	2200 Volts	Materials	
Operating Temperature Range °C	minus 40-130 °C	Housing & Cable Clamp	PBT UL94 V-0
Ambient Temperature Range °C	minus 40-85 °C	Latch	PEI UL94 V-0
  File No. E26226		Contacts	Copper alloy silver plate
		Hardware	Steel zinc chromate

ORDERING INFORMATION

PowerMod HP Part Number Plan - Dual Pole Right Angle Female

Series	Series	Gender	Model	Wire Size
PMHP	A	F	13	S10
A * F - Female 13 - Dual Pole R/A with Cable Clamp S10 - 6 AWG S09 - 16mm ² S08 - 4 AWG S07 - 25mm ² S06 - 2 AWG & 35mm ²				

* Maximum wire size 2 AWG or 35mm²

Components

Part Number	Description
PMHPAF13	Housing Kit With Cable Clamp, Female, Dual Pole, R/A
PMHPAS10	Socket, Series A, Crimp for 6 AWG wire
PMHPAS09	Socket, Series A, Crimp for 16mm ² wire
PMHPAS08	Socket, Series A, Crimp for 4 AWG wire
PMHPAS07	Socket, Series A, Crimp for 25mm ² wire
PMHPAS06	Socket, Series A, Crimp for 2 AWG & 35mm ² wire

HEADQUARTERS: 13 Pratts Junction Road, P.O. Box 579, Sterling, MA 01564 T:978-422-3600 F:978-422-3700

EUROPE: Rathealy Road, Fermoy Co. Cork, Ireland T:353-(0)25-32277 F:353-(0)25-32296

ASIA/PACIFIC: IDEAL Anderson Asia Pacific Ltd., Unit 922-928 Topsail Plaza, 11 On Sum Street, Shatin N.T., Hong Kong T:852-2636-0836 F:852-2635-9036

CHINA: IDEAL Anderson Technologies (Shenzhen) Ltd., Block A8 Tantou W. Ind. Par, Songgang Baoan District, Shenzhen, PR. China 51810 T: 86-755-2768-2118 F: 86-755-2768-2218

TAIWAN: IDEAL Anderson Asia Pacific Ltd., Taiwan Branch, 4F-2, No.116, Dadun 20th St., Situn District, Taichung City 407, Taiwan (R.O.C.) T: 886-4-2310-6451 F:886-4-2310-6460

www.andersonpower.com

ORDERING INFORMATION

Tooling

Pneumatic Production Tool				
Wire Size	Part Number	Die P/N	Locator P/N	Number of Crimps
#2 AWG 35mm ²	1387G2	1303G13	1304G19	2
25mm ²	1387G2	1303G13	1304G19	2
#4 AWG	1387G2	1303G14	1304G19	2
16mm ²	1387G2	1303G14	1304G19	2
#6 AWG	1387G2	1303G14	1304G19	2

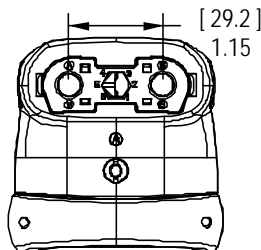
Hand Tool				
Wire Size	Hydraulic	Battery	Die P/N	Number of Crimps
#2 AWG 35mm ²	1387G3	1370	1322G7	2
25mm ²	1387G3	1370	1322G11	2
#4 AWG	1387G3	1370	1322G8	2
16mm ²	1387G3	1370	1322G10	2
#6 AWG	1387G3	1370	1322G9	2

Accessories

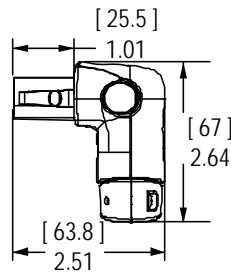
Part Number	Description
PMHPAFDC	Dust Cover

DIMENSIONS

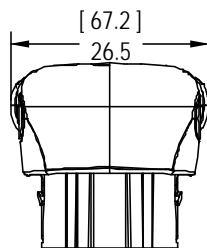
Front With Strain Relief



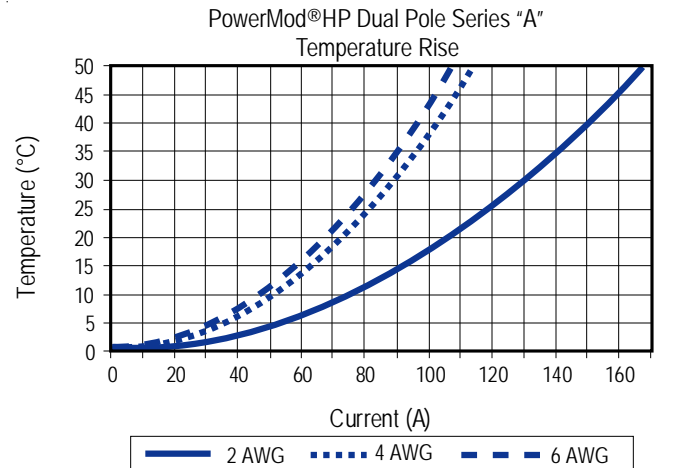
Side With Strain Relief



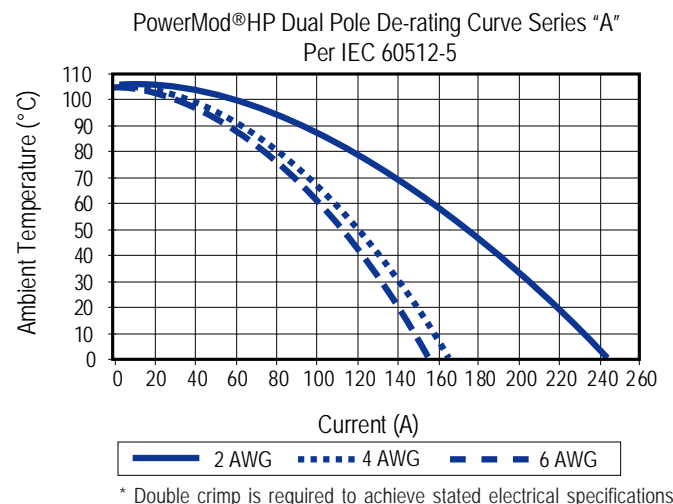
Top



TEMPERATURE CHART



* Double crimp is required to achieve stated electrical specifications



* Double crimp is required to achieve stated electrical specifications

MATING CONNECTORS

Dual Pole Straight Male



Dual Pole Panel Mount Male



All Data Subject To Change Without Notice

HEADQUARTERS: 13 Pratts Junction Road, P.O. Box 579, Sterling, MA 01564 T:978-422-3600 F:978-422-3700

EUROPE: Rathealy Road, Fermoy Co. Cork, Ireland T:353-(0)25-32277 F:353-(0)25-32296

ASIA/PACIFIC: IDEAL Anderson Asia Pacific Ltd., Unit 922-928 Topsail Plaza, 11 On Sum Street, Shatin N.T., Hong Kong T:852-2636-0836 F:852-2635-9036

CHINA: IDEAL Anderson Technologies (Shenzhen) Ltd., Block A8 Tantou W. Ind. Par, Songgang Baoan District, Shenzhen, PR. China 51810 T: 86-755-2768-2118 F: 86-755-2768-2218

TAIWAN: IDEAL Anderson Asia Pacific Ltd., Taiwan Branch, 4F.-2, No.116, Dadun 20th St., Situn District, Taichung City 407, Taiwan (R.O.C.) T: 886-4-2310-6451 F:886-4-2310-6460

www.andersonpower.com

PowerMod HP connectors, developed by Anderson Power Products, are the innovative New Generation of High Power Interconnections for the Electronics Industry.

The touch-safe PowerMod HP female panel connector is designed for high power connector safety. Male panel connectors are designed for blind mating with female panel connectors or positive latching with female cable connectors. Housings are a black UL94 V-0 flame retardant material.

PowerMod HP contacts are durable and rated for circuit interruption (true hot-pluggable). Series A contacts are available in #6 to #2 American wire gauge and 16mm² to 35mm² metric wire sizes for global design freedom.

Our optional blind mating hardware accommodates up to +/- .125" (3mm) of misalignment and is available for both male and female panel connectors.

APP PowerMod HP connectors embody the highest quality in the industry and meet all applicable industry standards.

Features

- **Positive latching**

Integral Latches with ergonomic release provide over 50 lbs retention

- **Low connector mating forces**

Connectors are easily mated and un-mated

- **Blind mate panel mount option**

Provides over +/- .125" (3mm) of float mount capability

- **Ease of assembly**

Intuitive design allows for simplicity of assembly



Panel Mount



Panel Mount Blind Mate

SPECIFICATIONS

Electrical

Current Rating	
UL	210 Amps
CSA (30°C Rise)	130 Amps
UL / CSA Voltage Rating	600 Volts
Wire Size (AWG)	#6 to #2
(mm²)	16 to 35
Insulation Withstanding Voltage	2200 Volts
Operating Temperature Range °C	minus 40-130 °C
Ambient Temperature Range °C	minus 40-85 °C



Mechanical

Mating Force	15 lbs. (66.72N) avg
Latch Retention Force	50 lbs. (222N) min
Contact Retention Force	100 lbs. (445N) min
Mating	
a. No Load(Contact/Disconnect Cycles)	500 Cycles
b. Under Load(Hot Plug 250 cycles @ 120V)	80A

Materials

Housing & Cable Clamp	PBT UL94 V-0
Latch	PEI UL94 V-0
Contacts	Copper alloy silver plate
Hardware	Steel zinc chromate

ORDERING INFORMATION

PowerMod HP Part Number Plan - Dual Pole Panel Mount Male

Series	Series	Gender	Model	Wire Size
PMHP	A	M	14	P05
A *				
M - Male				
14 - Dual Pole Male Panel Mount				
15 - Dual Pole Male Blindmate Panel Mount				
P05 - 6 AWG				
P04 - 16mm²				
P03 - 4 AWG				
P02 - 25mm²				
P01 - 2 AWG & 35mm²				

* Maximum wire size 2 AWG or 35mm²

Components

Part Number	Description
PMHPAM14	Housing Kit, Male, Dual Pole, Panel Mount With Key
PMHPAM15	Housing Kit, Male, Dual Pole, Panel Mount No Key With Blindmate Post
PMHPAP05	Pin, Series A, Crimp for 6 AWG wire
PMHPAP04	Pin, Series A, Crimp for 16mm² wire
PMHPAP03	Pin, Series A, Crimp for 4 AWG wire
PMHPAP02	Pin, Series A, Crimp for 25mm² wire
PMHPAP01	Pin, Series A, Crimp for 2 AWG & 35mm² wire
PMHPAFMH	Float Mount Kit

HEADQUARTERS: 13 Pratts Junction Road, P.O. Box 579, Sterling, MA 01564 T:978-422-3600 F:978-422-3700

EUROPE: Rathealy Road, Fermoy Co. Cork, Ireland T:353-(0)25-32277 F:353-(0)25-32296

ASIA/PACIFIC: IDEAL Anderson Asia Pacific Ltd., Unit 922-928 Topsail Plaza, 11 On Sum Street, Shatin N.T., Hong Kong T:852-2636-0836 F:852-2635-9036

CHINA: IDEAL Anderson Technologies (Shenzhen) Ltd., Block A8 Tantou W. Ind. Par, Songgang Baoan District, Shenzhen, PR. China 51810 T: 86-755-2768-2118 F: 86-755-2768-2218

TAIWAN: IDEAL Anderson Asia Pacific Ltd., Taiwan Branch, 4F-2, No.116, Dadun 20th St., Situn District, Taichung City 407, Taiwan (R.O.C.) T: 886-4-2310-6451 F:886-4-2310-6460

www.andersonpower.com

ORDERING INFORMATION

Tooling

Pneumatic Production Tool				
Wire Size	Part Number	Die P/N	Locator P/N	Number of Crimps
#2 AWG 35mm ²	1387G2	1303G13	1304G19	2
25mm ²	1387G2	1303G13	1304G19	2
#4 AWG 16mm ²	1387G2	1303G14	1304G19	2
#6 AWG	1387G2	1303G14	1304G19	2

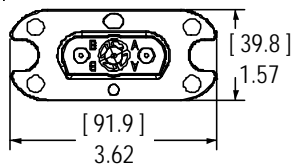
Hand Tool				
Wire Size	Hydraulic	Battery	Die P/N	Number of Crimps
#2 AWG 35mm ²	1387G3	1370	1322G7	2
25mm ²	1387G3	1370	1322G11	2
#4 AWG 16mm ²	1387G3	1370	1322G8	2
#6 AWG	1387G3	1370	1322G10	2
	1387G3	1370	1322G9	2

Accessories

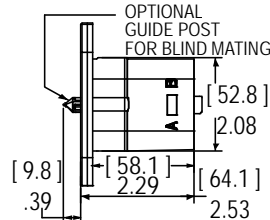
Part Number	Description
PMHPAMDC	Dust Cover

DIMENSIONS

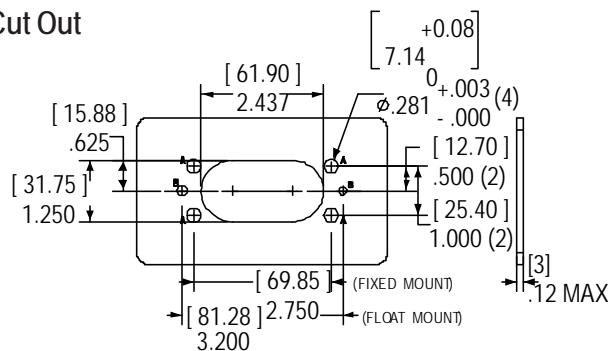
Front



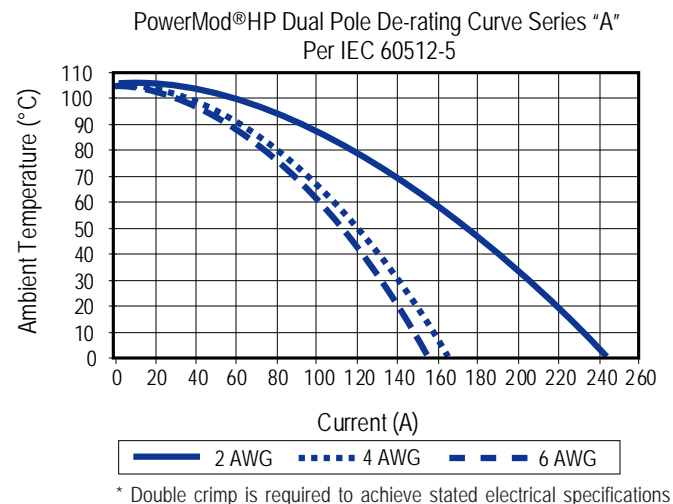
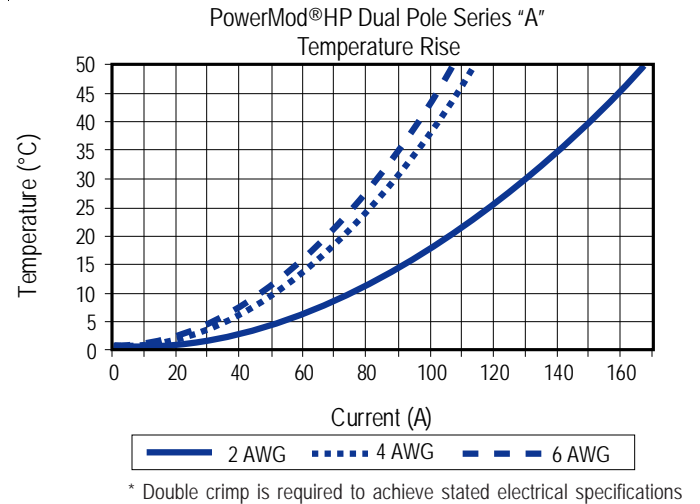
Top



Cut Out



TEMPERATURE CHART



MATING CONNECTORS

Dual Pole Panel Mount Female - (mates with panel mount blind mate only)

Dual Pole Straight Female



Dual Pole Right Angle Female



All Data Subject To Change Without Notice

HEADQUARTERS: 13 Pratts Junction Road, P.O. Box 579, Sterling, MA 01564 T:978-422-3600 F:978-422-3700

EUROPE: Rathealy Road, Fermoy Co. Cork, Ireland T:353-(0)25-32277 F:353-(0)25-32296

ASIA/PACIFIC: IDEAL Anderson Asia Pacific Ltd., Unit 922-928 Topsail Plaza, 11 On Sum Street, Shatin N.T., Hong Kong T:852-2636-0836 F:852-2635-9036

CHINA: IDEAL Anderson Technologies (Shenzhen) Ltd., Block A8 Tantou W. Ind. Par, Songgang Baoan District, Shenzhen, P.R. China 51810 T: 86-755-2768-2118 F: 86-755-2768-2218

TAIWAN: IDEAL Anderson Asia Pacific Ltd., Taiwan Branch, 4F-2, No.116, Dadun 20th St., Situn District, Taichung City 407, Taiwan (R.O.C.) T: 886-4-2310-6451 F:886-4-2310-6460

www.andersonpower.com

PowerMod® HP

Dual Pole Panel Mount

Blind Mate Female - Series A

PowerMod HP connectors, developed by Anderson Power Products, are the innovative New Generation of High Power Interconnections for the Electronics Industry.

The touch-safe PowerMod HP female panel connector is designed for high power connector safety. Male panel connectors are designed for blind mating with female panel connectors or positive latching with female cable connectors. Housings are a black UL94 V-0 flame retardant material.

PowerMod HP contacts are durable and rated for circuit interruption (true hot-pluggable). Series A contacts are available in #6 to #2 American wire gauge and 16mm² to 35mm² metric wire sizes for global design freedom.

Our optional blind mating hardware accommodates up to +/- .125" (3mm) of misalignment and is available for both male and female panel connectors.

APP PowerMod HP connectors embody the highest quality in the industry and meet all applicable industry standards.

Features

• Blind mate panel mount option

Provides over +/- .125" (3mm) of float mount capability

• Touch safe female connectors

Provides IP20 protection for safe, energized use outside the electronics cabinet

• High performance, hot pluggable female contacts

Our patented design provides greater longevity for high power, elevated temperature applications

• Low connector mating forces

Connectors are easily mated and un-mated

• Ease of assembly

Intuitive design allows for simplicity of assembly



SPECIFICATIONS

Electrical

Current Rating

UL 210 Amps

CSA (30°C Rise) 130 Amps

UL / CSA Voltage Rating 600 Volts

Wire Size (AWG) #6 to #2

(mm²) 16 to 35

Insulation Withstanding Voltage 2200 Volts

Operating Temperature Range °C minus 40-130 °C

Ambient Temperature Range °C minus 40-85 °C



File No. E26226

Mechanical

Mating Force 15 lbs. (66.72N) avg

Latch Retention Force 50 lbs. (222N) min

Contact Retention Force 100 lbs. (445N) min

Mating

a. No Load(Contact/Disconnect Cycles) 500 Cycles

b. Under Load(Hot Plug 250 cycles @ 120V) 80A

Materials

Housing & Cable Clamp PBT UL94 V-0

Latch PEI UL94 V-0

Contacts Copper alloy silver plate

Hardware Steel zinc chromate

ORDERING INFORMATION

PowerMod HP Part Number Plan - Dual Pole Panel Mount Blind Mate Female

Series	Series	Gender	Model	Wire Size
PMHP	A	F	14	S01
A *				
F - Female				
14 - Dual Pole Female Panel Mount				
S05 - 6 AWG				
S04 - 16mm ²				
S03 - 4 AWG				
S02 - 25mm ²				
S01 - 2 AWG & 35mm ²				

* Maximum wire size 2 AWG or 35mm²

Components

Part Number	Description
PMHPAF14	Housing Kit, Female, Dual Pole, Panel Mount
PMHPAS05	Socket, Series A, Crimp for 6 AWG wire
PMHPAS04	Socket, Series A, Crimp for 16mm ² wire
PMHPAS03	Socket, Series A, Crimp for 4 AWG wire
PMHPAS02	Socket, Series A, Crimp for 25mm ² wire
PMHPAS01	Socket, Series A, Crimp for 2 AWG & 35mm ² wire
PMHPAFMH	Float Mount Kit

HEADQUARTERS: 13 Pratts Junction Road, P.O. Box 579, Sterling, MA 01564 T:978-422-3600 F:978-422-3700

EUROPE: Rathealy Road, Fermoy Co. Cork, Ireland T:353-(0)25-32277 F:353-(0)25-32296

ASIA/PACIFIC: IDEAL Anderson Asia Pacific Ltd., Unit 922-928 Topsail Plaza, 11 On Sum Street, Shatin N.T., Hong Kong T:852-2636-0836 F:852-2635-9036

CHINA: IDEAL Anderson Technologies (Shenzhen) Ltd., Block A8 Tantou W. Ind. Par, Songgang Baoan District, Shenzhen, PR. China 51810 T: 86-755-2768-2118 F: 86-755-2768-2218

TAIWAN: IDEAL Anderson Asia Pacific Ltd., Taiwan Branch, 4F-2, No.116, Dadun 20th St., Situn District, Taichung City 407, Taiwan (R.O.C.) T: 886-4-2310-6451 F:886-4-2310-6460

www.andersonpower.com

ORDERING INFORMATION

Tooling

Pneumatic Production Tool				
Wire Size	Part Number	Die P/N	Locator P/N	Number of Crimps
#2 AWG 35mm ²	1387G2	1303G13	1304G19	2
25mm ²	1387G2	1303G13	1304G19	2
#4 AWG	1387G2	1303G14	1304G19	2
16mm ²	1387G2	1303G14	1304G19	2
#6 AWG	1387G2	1303G14	1304G19	2

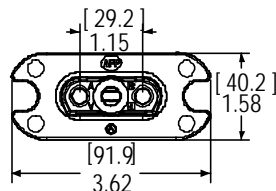
Hand Tool				
Wire Size	Hydraulic	Battery	Die P/N	Number of Crimps
#2 AWG 35mm ²	1387G3	1370	1322G7	2
25mm ²	1387G3	1370	1322G11	2
#4 AWG	1387G3	1370	1322G8	2
16mm ²	1387G3	1370	1322G10	2
#6 AWG	1387G3	1370	1322G9	2

Accessories

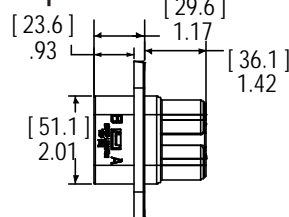
Part Number	Description
PMHPAFDC	Dust Cover

DIMENSIONS

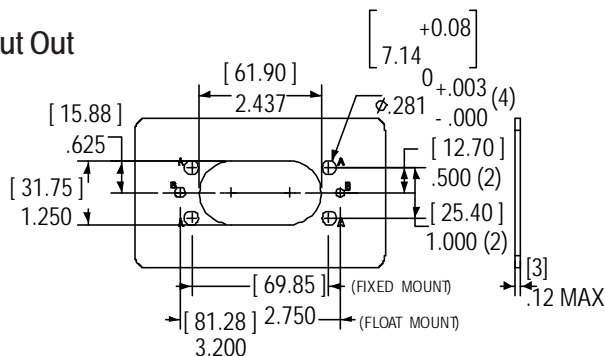
Front



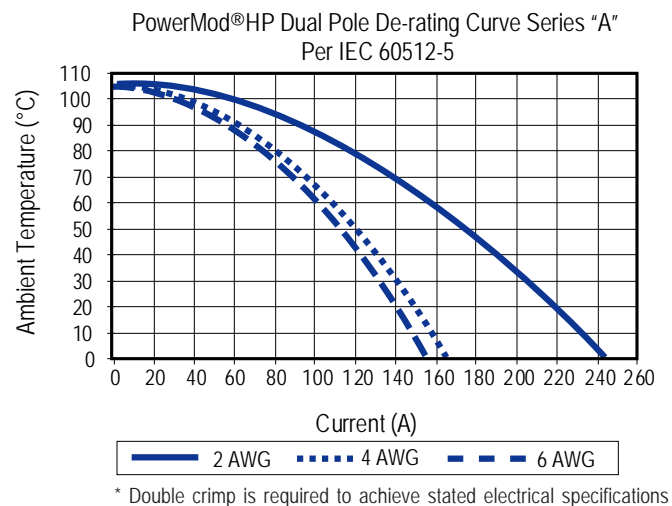
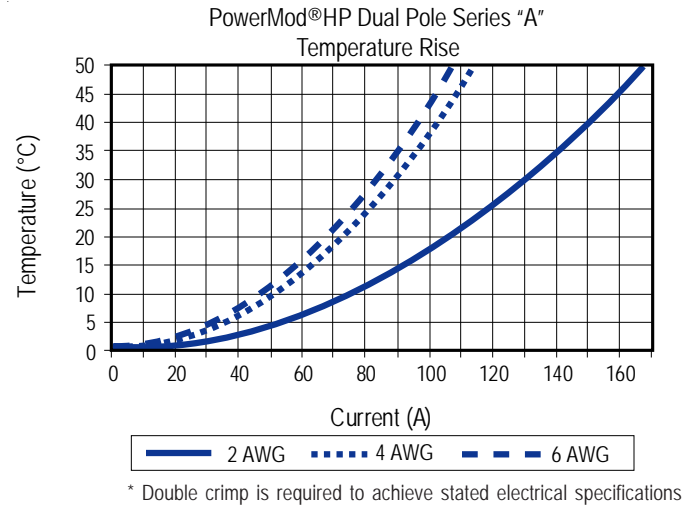
Top



Cut Out



TEMPERATURE CHART



MATING CONNECTORS

Dual Pole Panel Mount Blind Mate Male



All Data Subject To Change Without Notice

HEADQUARTERS: 13 Pratts Junction Road, P.O. Box 579, Sterling, MA 01564 T:978-422-3600 F:978-422-3700

EUROPE: Rathealy Road, Fermoy Co. Cork, Ireland T:353-(0)25-32277 F:353-(0)25-32296

ASIA/PACIFIC: IDEAL Anderson Asia Pacific Ltd., Unit 922-928 Topsail Plaza, 11 On Sum Street, Shatin N.T., Hong Kong T:852-2636-0836 F:852-2635-9036

CHINA: IDEAL Anderson Technologies (Shenzhen) Ltd., Block A8 Tantou W. Ind. Par, Songgang Baoan District, Shenzhen, PR. China 51810 T: 86-755-2768-2118 F: 86-755-2768-2218

TAIWAN: IDEAL Anderson Asia Pacific Ltd., Taiwan Branch, 4F.-2, No.116, Dadun 20th St., Situn District, Taichung City 407, Taiwan (R.O.C.) T: 886-4-2310-6451 F:886-4-2310-6460

www.andersonpower.com

FEATURES

- **Positive latching**

Integral latches with ergonomic release provide over 50 lbs retention

- **Available in straight, right angle, panel mount, blind mate and bus bar styles**

The flexibility of the PowerMod®HP system serves a broad range of electronics applications

- **Touch safe female connectors**

Provide IP20 protection for safe, energized use outside the electronics cabinet

- **Polarized dual pole connectors with optional hex key**

Dual pole housings prevent shorting from reverse mating and the optional hex key allows the user to create unique mating schemes

- **Strain relief option**

Reduces risk of wire insulation creep and reduces transmission of wire loads to contacts improving service life

- **Low connector mating forces**

Connectors are easily mated and un-mated

- **Silver plated, high conductivity contacts**

Offers greater longevity for high power, elevated temperature applications

- **Ease of assembly**

Intuitive design allows for simplicity of assembly



UL Current Rating	
SP	450 Amps
DP	400 Amps
CSA (30°C Rise)	
250 Amps	
Mating Force	
SP	16.5 lbs. (74N)
DP	33 lbs. (147N)
UL Voltage Rating	
600 Volts	
Wire Size (AWG)	
1/0 to 4/0	
(mm²)	
50 to 95	
Insulation Withstanding Voltage	
2200 Volts	
Operating Temperature Range °C	
minus 40-130 °C	
Ambient Temperature Range °C	
minus 40-85 °C	
Latch Retention Force	
50 lbs. (222N) min.	
Contact Retention Force	
150 lbs. (667N) min.	
Mating	
a. No Load(Contact/Disconnect Cycles)	500 Cycles
b. Under Load(Hot Plug 250 cycles @ 120V)	150A
Housing & Cable Clamp	
PBT UL94 V-0	
Latch	
PEI UL94 V-0	
Contacts	
Copper alloy	
Hardware	
Steel zinc chromate	



PRODUCT INFORMATION

PowerMod®HP connectors, developed by Anderson Power Products, are the innovative New Generation of High Power Interconnections for the Electronics Industry. The product family provides; cost effective reliability, superior safety and ergonomics, with broad design flexibility. The positive latch and optional strain relief of PowerMod®HP connectors ensure superior reliability. The contacts are extremely durable and rated for circuit interruption (true hot-pluggable). Our touch-safe female housing design with integral latch release presents a new standard for high power connector safety and ergonomics. The housings are black UL94 V-0 material with latches in blue for clear identification.

The PowerMod®HP family offers excellent design flexibility with the availability of 10 different connector types.

- Single Pole Straight Male
- Single Pole Right Angle Female
- Single Pole Straight Female
- Single Pole Bus Bar Mount
- Dual Pole Straight Male
- Dual Pole Right Angle Female
- Dual Pole Straight Female
- Dual Pole Female Blind Mate Panel Mount
- Dual Pole Male Panel Mount
- Dual Pole Male Blind Mate Panel Mount

All PowerMod®HP connectors are available in American and metric wire sizes for further design freedom. APP offers pneumatic and hydraulic bench tools as well as hand tools for the products which are also compatible with many third-party crimp tooling.

Applications: Back-Up Power, Power Supplies, Cellular Infrastructure, Telecommunications, Industrial Power.

HEADQUARTERS: 13 Pratts Junction Road, P.O. Box 579, Sterling, MA 01564 T:978-422-3600 F:978-422-3700

EUROPE: Rathealy Road, Fermoy Co. Cork, Ireland T:353-(0)25-32277 F:353-(0)25-32296

ASIA/PACIFIC: IDEAL Anderson Asia Pacific Ltd., Unit 922-928 Topsail Plaza, 11 On Sum Street, Shatin N.T., Hong Kong T:852-2636-0836 F:852-2635-9036

CHINA: IDEAL Anderson Technologies (Shenzhen) Ltd., Block A8 Tantou W. Ind. Par, Songgang Baoan District, Shenzhen, PR. China 51810 T: 86-755-2768-2118 F: 86-755-2768-2218

TAIWAN: IDEAL Anderson Asia Pacific Ltd., Taiwan Branch, 4F.-2, No.116, Dadun 20th St., Situn District, Taichung City 407, Taiwan (R.O.C.) T: 886-4-2310-6451 F:886-4-2310-6460

www.andersonpower.com


Connector Family - Series B



Single Pole Right Angle Female



Single Pole Male & Female



Bus Bar Mount



Dual Pole Right Angle Female



Dual Pole Male & Female



Dual Pole Panel Mount Male



Dual Pole Blindmate Female



Dual Pole Blindmate Male

All Data Subject To Change Without Notice

HEADQUARTERS: 13 Pratts Junction Road, P.O. Box 579, Sterling, MA 01564 T:978-422-3600 F:978-422-3700

EUROPE: Rathealy Road, Fermoy Co. Cork, Ireland T:353-(0)25-32277 F:353-(0)25-32296

ASIA/PACIFIC: IDEAL Anderson Asia Pacific Ltd., Unit 922-928 Topsail Plaza, 11 On Sum Street, Shatin N.T., Hong Kong T:852-2636-0836 F:852-2635-9036

CHINA: IDEAL Anderson Technologies (Shenzhen) Ltd., Block A8 Tantou W. Ind. Par, Songgang Baoan District, Shenzhen, PR. China 51810 T: 86-755-2768-2118 F: 86-755-2768-2218

TAIWAN: IDEAL Anderson Asia Pacific Ltd., Taiwan Branch, 4F.-2, No.116, Dadun 20th St., Situn District, Taichung City 407, Taiwan (R.O.C.) T: 886-4-2310-6451 F:886-4-2310-6460

www.andersonpower.com

PowerMod HP connectors, developed by Anderson Power Products, are the innovative New Generation of High Power Interconnections for the Electronics Industry.

The touch-safe, positive latching, PowerMod HP female connector design presents a new standard for high power connector safety. The ergonomic latch release is simple to operate and is colored blue for clear identification. Housings are a black UL94 V-0 flame retardant material.

PowerMod HP contacts are durable and rated for circuit interruption (true hot-pluggable). Series B contacts are available in 1/0 to 4/0 American wire gauge and 50mm² to 95mm² metric wire sizes for global design freedom. Our optional strain relief ensures superior contact reliability under adverse operating conditions.

APP PowerMod HP connectors embody the highest quality in the industry and meet all applicable industry standards.

Features

- **Positive latching**
Integral latches with ergonomic release provide over 50 lbs retention
- **Strain relief option**
Reduces risk of wire insulation creep and reduces transmission of wire loads to contacts improving service life
- **Low connector mating forces**
Connectors are easily mated and unmated
- **Silver plated, high conductivity contacts**
Offers greater longevity for high power, elevated temperature applications
- **Ease of assembly**
Intuitive design allows for simplicity of assembly



SPECIFICATIONS

Electrical		Mechanical	
Current Rating		Mating Force	16.5 lbs. (74N) avg
UL	450 Amps	Latch Retention Force	50 lbs. (222N) min
CSA (30°C Rise)	250 Amps	Contact Retention Force	150 lbs. (667N) min
UL / CSA Voltage Rating	600 Volts	Mating	
Wire Size (AWG)	1/0 to 4/0	a. No Load(Contact/Disconnect Cycles)	500 Cycles
(mm²)	50 to 95	b. Under Load(Hot Plug 250 cycles @ 48V)	150A
Insulation Withstanding Voltage	2200 Volts	Materials	
Operating Temperature Range °C	minus 40-130 °C	Housing & Cable Clamp	PBT UL94 V-0
Ambient Temperature Range °C	minus 40-85 °C	Latch	PEI UL94 V-0
		Contacts	Copper alloy silver plate
		Hardware	Steel zinc chromate



File No. E26226

ORDERING INFORMATION

PowerMod HP Part Number Plan - Single Pole Male

Series	Series	Gender	Model	Wire Size
PMHP	B	M	01	P04
B * M - Male				
01 - Single Pole Straight				
02 - Single Pole Straight with Cable Clamp				
P04 - 1/0 AWG to 50mm²				
P03 - 2/0 AWG to 70mm²				
P02 - 95mm²				
P01 - 4/0 AWG				

* Maximum wire size 4/0 AWG

Components

Part Number	Description
PMHPBM01	Housing Kit, Male, Single Pole, Straight
PMHPBM02	Housing Kit with Cable Clamp, Male, Single Pole, Straight
PMHPBP04	Pin, Series B, Crimp for 1/0 AWG to 50mm² wire
PMHPBP03	Pin, Series B, Crimp for 2/0 AWG to 70mm² wire
PMHPBP02	Pin, Series B, Crimp for 95mm² wire
PMHPBP01	Pin, Series B, Crimp for 4/0 AWG wire
PMHPBC01	Single Pole cable clamp kit

HEADQUARTERS: 13 Pratts Junction Road, P.O. Box 579, Sterling, MA 01564 T:978-422-3600 F:978-422-3700

EUROPE: Rathealy Road, Fermoy Co. Cork, Ireland T:353-(0)25-32277 F:353-(0)25-32296

ASIA/PACIFIC: IDEAL Anderson Asia Pacific Ltd., Unit 922-928 Topsail Plaza, 11 On Sum Street, Shatin N.T., Hong Kong T:852-2636-0836 F:852-2635-9036

CHINA: IDEAL Anderson Technologies (Shenzhen) Ltd., Block A8 Tantou W. Ind. Par, Songgang Baoan District, Shenzhen, PR. China 51810 T: 86-755-2768-2118 F: 86-755-2768-2218

TAIWAN: IDEAL Anderson Asia Pacific Ltd., Taiwan Branch, 4F-2, No.116, Dadun 20th St., Situn District, Taichung City 407, Taiwan (R.O.C.) T: 886-4-2310-6451 F:886-4-2310-6460

www.andersonpower.com

ORDERING INFORMATION

Tooling

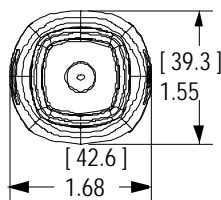
Pneumatic Production Tool				
Wire Size	Part Number	Die P/N	Locator P/N	Number of Crimps
4/0	1387G2	1303G3	1304G25	2
95mm ²	1387G2	1303G17	1304G25	2
2/0-70mm ²	1387G2	1303G16	1304G23	2
1/0-50mm ²	1387G2	1303G8	1304G23	2

Hand Tool				
Wire Size	Hydraulic	Battery	Die P/N	Number of Crimps
4/0	1387G3	1370	1322G14	2
95mm ²	1387G3	1370	1322G1	2
2/0-70mm ²	1387G3	1370	1322G3	2
1/0-50mm ²	1387G3	1370	1322G13	2

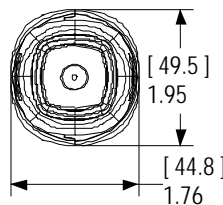
Hydraulic Tool		
Wire Size	Part Number	Number of Crimps
4/0	1368	2
95mm ²	1368	2
2/0-70mm ²	1368	2
1/0-50mm ²	1368	2

DIMENSIONS

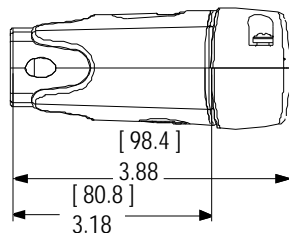
Front Without Strain Relief



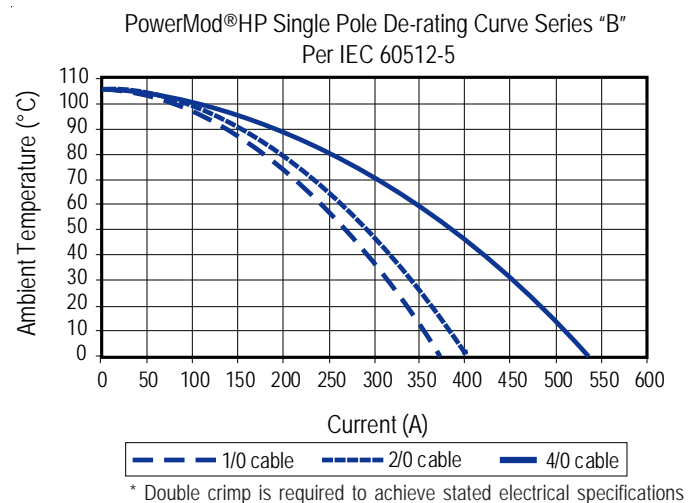
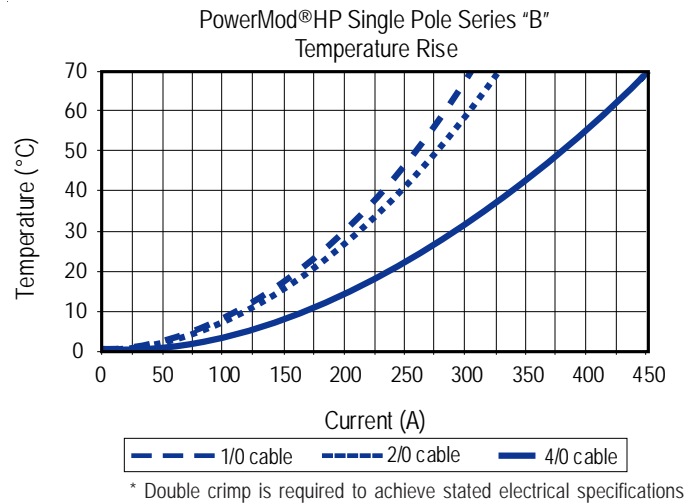
Front With Strain Relief



Side



TEMPERATURE CHART



MATING CONNECTORS

Single Pole Right Angle Female



Single Pole Female



All Data Subject To Change Without Notice

HEADQUARTERS: 13 Pratts Junction Road, P.O. Box 579, Sterling, MA 01564 T:978-422-3600 F:978-422-3700

EUROPE: Rathealy Road, Fermoy Co. Cork, Ireland T:353-(0)25-32277 F:353-(0)25-32296

ASIA/PACIFIC: IDEAL Anderson Asia Pacific Ltd., Unit 922-928 Topsail Plaza, 11 On Sum Street, Shatin N.T., Hong Kong T:852-2636-0836 F:852-2635-9036

CHINA: IDEAL Anderson Technologies (Shenzhen) Ltd., Block A8 Tantou W. Ind. Par, Songgang Baoan District, Shenzhen, PR. China 51810 T: 86-755-2768-2118 F: 86-755-2768-2218

TAIWAN: IDEAL Anderson Asia Pacific Ltd., Taiwan Branch, 4F-2, No.116, Dadun 20th St., Situn District, Taichung City 407, Taiwan (R.O.C.) T: 886-4-2310-6451 F:886-4-2310-6460

www.andersonpower.com

PowerMod HP connectors, developed by Anderson Power Products, are the innovative New Generation of High Power Interconnections for the Electronics Industry.

The touch-safe, positive latching, PowerMod HP female connector design presents a new standard for high power connector safety. The ergonomic latch release is simple to operate and is colored blue for clear identification. Housings are a black UL94 V-0 flame retardant material.

PowerMod HP contacts are durable and rated for circuit interruption (true hot-pluggable). Series B contacts are available in 1/0 to 4/0 American wire gauge and 50mm² to 95mm² metric wire sizes for global design freedom. Our optional strain relief ensures superior contact reliability under adverse operating conditions.

APP PowerMod HP connectors embody the highest quality in the industry and meet all applicable industry standards.

Features

- **Positive Latching**

Integral latches with ergonomic release provide over 50 lbs retention

- **Touch safe female connectors**

Provides IP20 protection for safe, energized use outside the electronics cabinet

- **High performance, hot pluggable female contacts**

Our patented design provides greater longevity for high power, elevated temperature applications

- **Strain relief option**

Reduces risk of wire insulation creep and reduces transmission of wire loads to contacts improving service life

- **Low connector mating forces**

Connectors are easily mated and unmated



SPECIFICATIONS

Electrical

Current Rating	
UL	450 Amps
CSA (30°C Rise)	250 Amps
UL / CSA Voltage Rating	600 Volts
Wire Size (AWG)	1/0 to 4/0
(mm²)	50 to 95
Insulation Withstanding Voltage	2200 Volts
Operating Temperature Range °C	minus 40-130 °C
Ambient Temperature Range °C	minus 40-85 °C



File No. E26226

Mechanical

Mating Force	16.5 lbs. (74N) avg
Latch Retention Force	50 lbs. (222N) min
Contact Retention Force	150 lbs. (667N) min
Mating	
a. No Load(Contact/Disconnect Cycles)	500 Cycles
b. Under Load(Hot Plug 250 cycles @ 48V)	150A

Materials

Housing & Cable Clamp	PBT UL94 V-0
Latch	PEI UL94 V-0
Contacts	Copper alloy silver plate
Hardware	Steel zinc chromate

ORDERING INFORMATION

PowerMod HP Part Number Plan - Single Pole Female

Series	Series	Gender	Model	Wire Size
PMHP	B	F	01	S04
B *				
F - Female				
01 - Single Pole Straight				
02 - Single Pole Straight with Cable Clamp				
S04 - 1/0 AWG to 50mm²				
S03 - 2/0 AWG to 70mm²				
S02 - 95mm²				
S01 - 4/0 AWG				

* Maximum wire size 4/0 AWG

Components

Part Number	Description
PMHPBF01	Housing Kit, Female, Single Pole, Straight
PMHPBF02	Housing Kit with Cable Clamp, Female, Single Pole, Straight
PMHPBS04	Socket, Series B, Crimp for 1/0 AWG to 50mm² wire
PMHPBS03	Socket, Series B, Crimp for 2/0 AWG to 70mm² wire
PMHPBS02	Socket, Series B, Crimp for 95mm² wire
PMHPBS01	Socket, Series B, Crimp for 4/0 AWG wire
PMHPBC01	Single Pole Cable Clamp Kit

HEADQUARTERS: 13 Pratts Junction Road, P.O. Box 579, Sterling, MA 01564 T:978-422-3600 F:978-422-3700

EUROPE: Rathealy Road, Fermoy Co. Cork, Ireland T:353-(0)25-32277 F:353-(0)25-32296

ASIA/PACIFIC: IDEAL Anderson Asia Pacific Ltd., Unit 922-928 Topsail Plaza, 11 On Sum Street, Shatin N.T., Hong Kong T:852-2636-0836 F:852-2635-9036

CHINA: IDEAL Anderson Technologies (Shenzhen) Ltd., Block A8 Tantou W. Ind. Par, Songgang Baoan District, Shenzhen, PR. China 51810 T: 86-755-2768-2118 F: 86-755-2768-2218

TAIWAN: IDEAL Anderson Asia Pacific Ltd., Taiwan Branch, 4F-2, No.116, Dadun 20th St., Situn District, Taichung City 407, Taiwan (R.O.C.) T: 886-4-2310-6451 F:886-4-2310-6460

www.andersonpower.com

ORDERING INFORMATION

Tooling

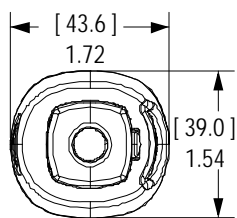
Pneumatic Production Tool				
Wire Size	Part Number	Die P/N	Locator P/N	Number of Crimps
4/0	1387G2	1303G3	1304G25	2
95mm ²	1387G2	1303G17	1304G25	2
2/0-70mm ²	1387G2	1303G16	1304G23	2
1/0-50mm ²	1387G2	1303G8	1304G23	2

Hand Tool				
Wire Size	Hydraulic	Battery	Die P/N	Number of Crimps
4/0	1387G3	1370	1322G14	2
95mm ²	1387G3	1370	1322G1	2
2/0-70mm ²	1387G3	1370	1322G3	2
1/0-50mm ²	1387G3	1370	1322G13	2

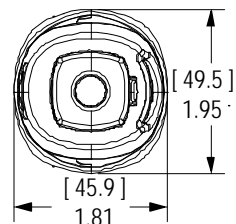
Hydraulic Tool		
Wire Size	Part Number	Number of Crimps
4/0	1368	2
95mm ²	1368	2
2/0-70mm ²	1368	2
1/0-50mm ²	1368	2

DIMENSIONS

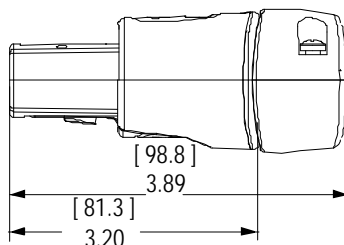
Front Without Strain Relief



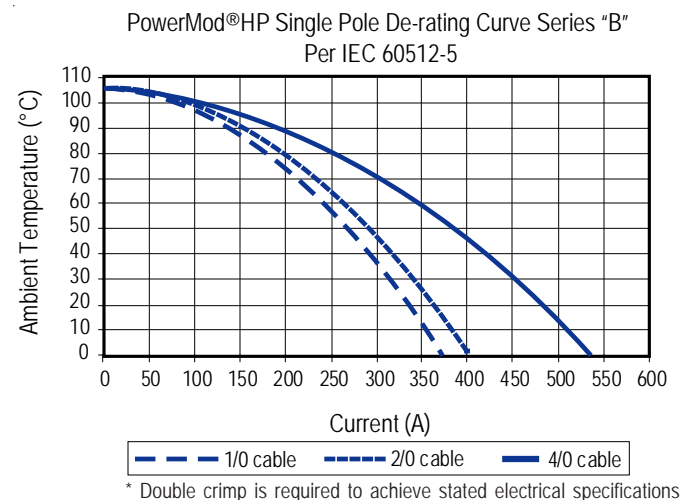
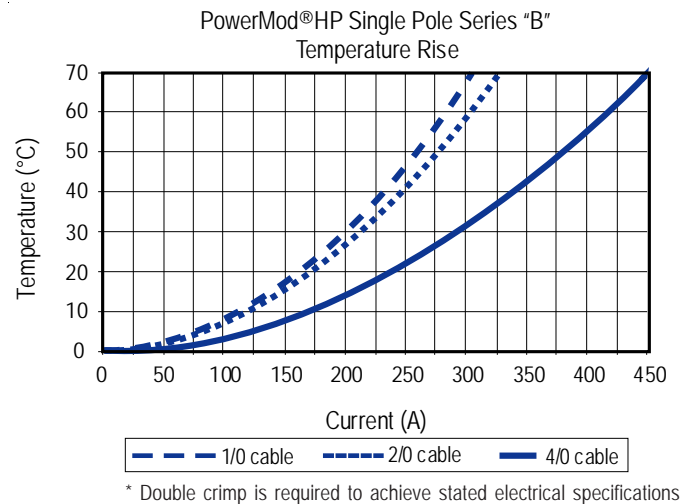
Front With Strain Relief



Side



TEMPERATURE CHART



MATING CONNECTORS

Single Pole Bus Bar Male



Single Pole Male



All Data Subject To Change Without Notice

HEADQUARTERS: 13 Pratts Junction Road, P.O. Box 579, Sterling, MA 01564 T:978-422-3600 F:978-422-3700

EUROPE: Rathealy Road, Fermoy Co. Cork, Ireland T:353-(0)25-32277 F:353-(0)25-32296

ASIA/PACIFIC: IDEAL Anderson Asia Pacific Ltd., Unit 922-928 Topsail Plaza, 11 On Sum Street, Shatin N.T., Hong Kong T:852-2636-0836 F:852-2635-9036

CHINA: IDEAL Anderson Technologies (Shenzhen) Ltd., Block A8 Tantou W. Ind. Par, Songgang Baoan District, Shenzhen, PR. China 51810 T: 86-755-2768-2118 F: 86-755-2768-2218

TAIWAN: IDEAL Anderson Asia Pacific Ltd., Taiwan Branch, 4F-2, No.116, Dadun 20th St., Situn District, Taichung City 407, Taiwan (R.O.C.) T: 886-4-2310-6451 F:886-4-2310-6460

www.andersonpower.com

PowerMod HP connectors, developed by Anderson Power Products, are the innovative New Generation of High Power Interconnections for the Electronics Industry.

The touch-safe, positive latching, PowerMod HP female connector design presents a new standard for high power connector safety. The ergonomic latch release is simple to operate and is colored blue for clear identification. Housings are a black UL94 V-0 flame retardant material.

PowerMod HP contacts are durable and rated for circuit interruption (true hot-pluggable). Series B contacts are available in 1/0 to 4/0 American wire gauge and 50mm² to 95mm² metric wire sizes for global design freedom. Our *strain relief ensures superior contact reliability under adverse operating conditions.

APP PowerMod HP connectors embody the highest quality in the industry and meet all applicable industry standards.

Features

- **Right angle connector**

Offers short mated length for tight wiring applications

- **Positive latching**

Integral Latches with ergonomic release provide over 50 lbs retention

- **Touch safe female connectors**

Provides IP20 protection for safe, energized use outside the electronics cabinet

- **High performance, hot pluggable female contacts**

Our patented design provides greater longevity for high power, elevated temperature applications

- **Low connector mating forces**

Connectors are easily mated and un-mated



* Strain relief not optional on right angle

SPECIFICATIONS

Electrical		Mechanical	
Current Rating		Mating Force	16.5 lbs. (74N) avg
UL	450 Amps	Latch Retention Force	50 lbs. (222N) min
CSA (30°C Rise)	250 Amps	Contact Retention Force	150 lbs. (667N) min
UL / CSA Voltage Rating	600 Volts	Mating	
Wire Size (AWG)	1/0 to 4/0	a. No Load(Contact/Disconnect Cycles)	500 Cycles
(mm²)	50 to 95	b. Under Load(Hot Plug 250 cycles @ 48V)	150A
Insulation Withstanding Voltage	2200 Volts	Materials	
Operating Temperature Range °C	minus 40-130 °C	Housing & Cable Clamp	PBT UL94 V-0
Ambient Temperature Range °C	minus 40-85 °C	Latch	PEI UL94 V-0
		Contacts	Copper alloy silver plate
		Hardware	Steel zinc chromate



File No. E26226

ORDERING INFORMATION

PowerMod HP Part Number Plan - Single Pole Right Angle Female

Series	Series	Gender	Model	Wire Size
PMHP	B	F	3	S09
B * F - Female 03 - Single Pole R/A with cable clamp S09 - 1/0 AWG to 50mm² S08 - 2/0 AWG to 70mm² S07 - 95mm² S06 - 4/0 AWG				

* Maximum wire size 4/0 AWG

Components

Part Number	Description
PMHPBF03	Housing Kit with Cable Clamp, Female, Single Pole, R/A
PMHPBS09	Socket, Series B, Crimp for 1/0 AWG to 50mm² wire
PMHPBS08	Socket, Series B, Crimp for 2/0 AWG to 70mm² wire
PMHPBS07	Socket, Series B, Crimp for 95mm² wire
PMHPBS06	Socket, Series B, Crimp for 4/0 AWG wire

HEADQUARTERS: 13 Pratts Junction Road, P.O. Box 579, Sterling, MA 01564 T:978-422-3600 F:978-422-3700

EUROPE: Rathealy Road, Fermoy Co. Cork, Ireland T:353-(0)25-32277 F:353-(0)25-32296

ASIA/PACIFIC: IDEAL Anderson Asia Pacific Ltd., Unit 922-928 Topsail Plaza, 11 On Sum Street, Shatin N.T., Hong Kong T:852-2636-0836 F:852-2635-9036

CHINA: IDEAL Anderson Technologies (Shenzhen) Ltd., Block A8 Tantou W. Ind. Par, Songgang Baoan District, Shenzhen, PR. China 51810 T: 86-755-2768-2118 F: 86-755-2768-2218

TAIWAN: IDEAL Anderson Asia Pacific Ltd., Taiwan Branch, 4F-2, No.116, Dadun 20th St., Situn District, Taichung City 407, Taiwan (R.O.C.) T: 886-4-2310-6451 F:886-4-2310-6460

www.andersonpower.com

ORDERING INFORMATION

Tooling

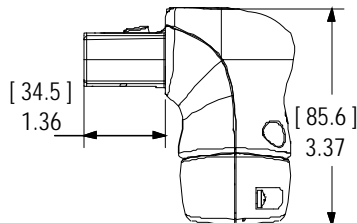
Pneumatic Production Tool				
Wire Size	Part Number	Die P/N	Locator P/N	Number of Crimps
4/0	1387G2	1303G3	1304G24	2
95mm ²	1387G2	1303G17	1304G24	2
2/0-70mm ²	1387G2	1303G16	1304G22	2
1/0-50mm ²	1387G2	1303G8	1304G22	2

Hand Tool				
Wire Size	Hydraulic	Battery	Die P/N	Number of Crimps
4/0	1387G3	1370	1322G14	2
95mm ²	1387G3	1370	1322G1	2
2/0-70mm ²	1387G3	1370	1322G3	2
1/0-50mm ²	1387G3	1370	1322G13	2

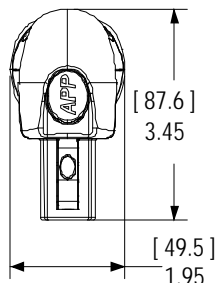
Hydraulic Tool		
Wire Size	Part Number	Number of Crimps
4/0	1368	2
95mm ²	1368	2
2/0-70mm ²	1368	2
1/0-50mm ²	1368	2

DIMENSIONS

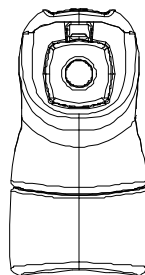
Side



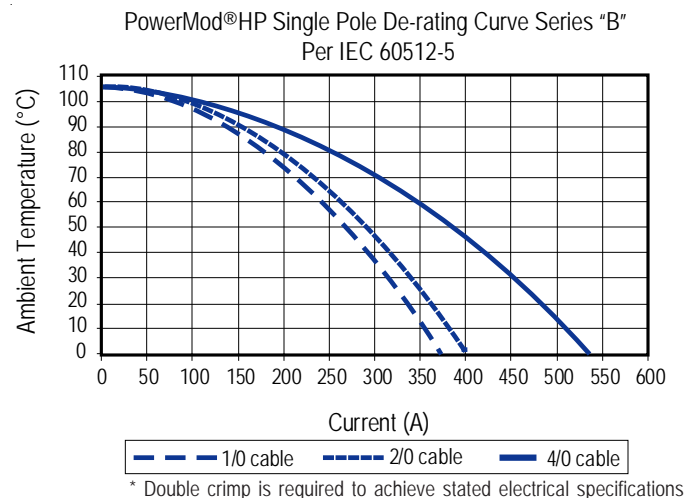
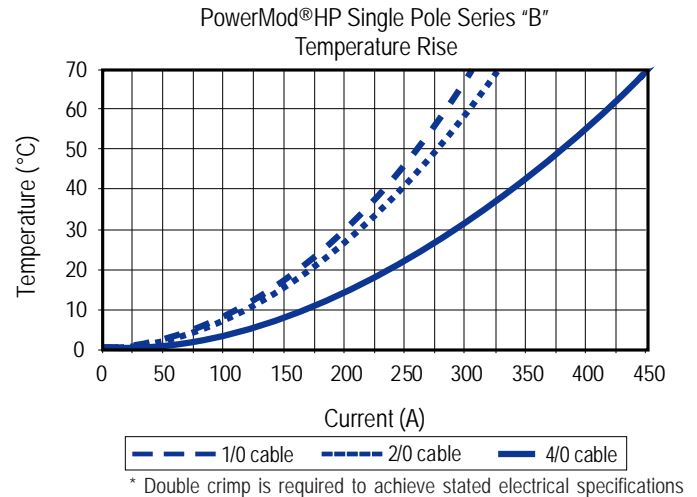
Top



Front



TEMPERATURE CHART



MATING CONNECTORS

Single Pole Male

Single Pole Bus Bar Male



All Data Subject To Change Without Notice

HEADQUARTERS: 13 Pratts Junction Road, P.O. Box 579, Sterling, MA 01564 T:978-422-3600 F:978-422-3700

EUROPE: Rathealy Road, Fermoy Co. Cork, Ireland T:353-(0)25-32277 F:353-(0)25-32296

ASIA/PACIFIC: IDEAL Anderson Asia Pacific Ltd., Unit 922-928 Topsail Plaza, 11 On Sum Street, Shatin N.T., Hong Kong T:852-2636-0836 F:852-2635-9036

CHINA: IDEAL Anderson Technologies (Shenzhen) Ltd., Block A8 Tantou W. Ind. Par, Songgang Baoan District, Shenzhen, P.R. China 51810 T: 86-755-2768-2118 F: 86-755-2768-2218

TAIWAN: IDEAL Anderson Asia Pacific Ltd., Taiwan Branch, 4F-2, No.116, Dadun 20th St., Situn District, Taichung City 407, Taiwan (R.O.C.) T: 886-4-2310-6451 F:886-4-2310-6460


www.andersonpower.com

PowerMod HP connectors, developed by Anderson Power Products, are the innovative New Generation of High Power Interconnections for the Electronics Industry.

APP PowerMod HP connectors embody the highest quality in the industry and meet all applicable industry standards.

Features

- **Low connector mating forces**
Connectors are easily mated and un-mated
- **Silver plated, high conductivity contacts**
Offers greater longevity for high power, elevated temperature applications
- **Ease of assembly**
Intuitive design allows for simplicity of assembly



SPECIFICATIONS

Electrical

Current Rating	
UL	450 Amps
CSA (30°C Rise)	250 Amps
UL / CSA Voltage Rating	600 Volts
Bus Bar	.12 [3.0] min
	.25 [6.4] max
Insulation Withstanding Voltage	2200 Volts
Operating Temperature Range °C	minus 40-130 °C
Ambient Temperature Range °C	minus 40-85 °C



Mechanical

Mating Force	16.5 lbs. (74N) avg
Latch Retention Force	50 lbs. (222N) min
Contact Retention Force	150 lbs. (667N) min
Mating	
a. No Load(Contact/Disconnect Cycles)	500 Cycles
b. Under Load(Hot Plug 250 cycles @ 48V)	150A

Materials

Housing	PBT UL94 V-0
Contacts	Copper alloy silver plate
Hardware	Steel zinc chromate

ORDERING INFORMATION

PowerMod HP Part Number Plan - Single Pole Bus Bar

Series	Series	Gender	Model	Wire Size
PMHP	B	M	04	P06
B *				
M - Male				
04 - Bus Bar Mount				
P06 - Pin Bus Bar				

Components

Part Number	Description
PMHPBP06	Pin Series B, Bus Bar

ORDERING INFORMATION

Tooling For Mating Connectors

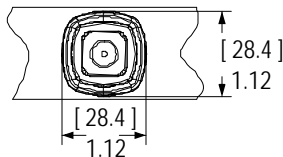
Pneumatic Production Tool					
Wire Size	Part Number	Die P/N	Locator P/N Standard Series	Locator P/N Right Angle Series	Number of Crimps
4/0	1387G2	1303G3	1304G25	1304G24	2
95mm ²	1387G2	1303G17	1304G25	1304G24	2
2/0-70mm ²	1387G2	1303G16	1304G23	1304G22	2
1/0-50mm ²	1387G2	1303G8	1304G23	1304G22	2

Hand Tool				
Wire Size	Hydraulic	Battery	Die P/N	Number of Crimps
4/0	1387G3	1370	1322G14	2
95mm ²	1387G3	1370	1322G1	2
2/0-70mm ²	1387G3	1370	1322G3	2
1/0-50mm ²	1387G3	1370	1322G13	2

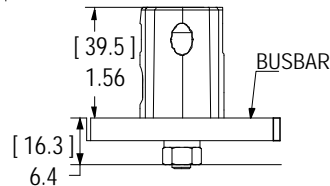
Hydraulic Tool		
Wire Size	Part Number	Number of Crimps
4/0	1368	2
95mm ²	1368	2
2/0-70mm ²	1368	2
1/0-50mm ²	1368	2

DIMENSIONS

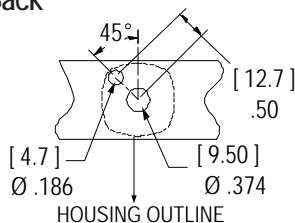
Front



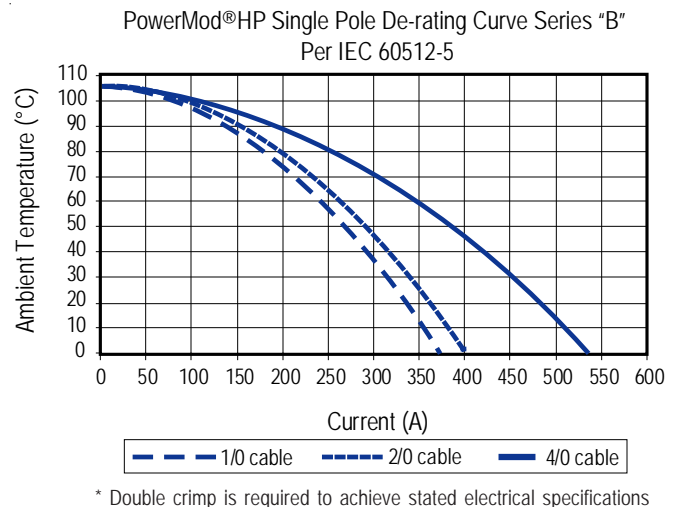
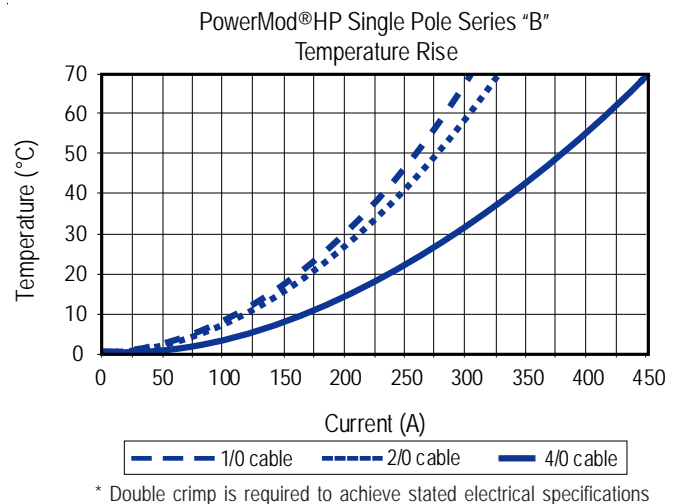
Side



Back



TEMPERATURE CHART



MATING CONNECTORS

Single Pole Right Angle Female



Single Pole Female



All Data Subject To Change Without Notice

HEADQUARTERS: 13 Pratts Junction Road, P.O. Box 579, Sterling, MA 01564 T:978-422-3600 F:978-422-3700

EUROPE: Rathealy Road, Fermoy Co. Cork, Ireland T:353-(0)25-32277 F:353-(0)25-32296

ASIA/PACIFIC: IDEAL Anderson Asia Pacific Ltd., Unit 922-928 Topsail Plaza, 11 On Sum Street, Shatin N.T., Hong Kong T:852-2636-0836 F:852-2635-9036

CHINA: IDEAL Anderson Technologies (Shenzhen) Ltd., Block A8 Tantou W. Ind. Par, Songgang Baoan District, Shenzhen, P.R. China 51810 T: 86-755-2768-2118 F: 86-755-2768-2218

TAIWAN: IDEAL Anderson Asia Pacific Ltd., Taiwan Branch, 4F-2, No.116, Dadun 20th St., Situn District, Taichung City 407, Taiwan (R.O.C.) T: 886-4-2310-6451 F:886-4-2310-6460

www.andersonpower.com

PowerMod HP connectors, developed by Anderson Power Products, are the innovative New Generation of High Power Interconnections for the Electronics Industry.

The touch-safe, positive latching, PowerMod HP female connector design presents a new standard for high power connector safety. The ergonomic latch release is simple to operate and is colored blue for clear identification. Housings are a black UL94 V-0 flame retardant material.

PowerMod HP contacts are durable and rated for circuit interruption (true hot-pluggable). Series B contacts are available in 1/0 to 4/0 American wire gauge and 50mm² to 95mm² metric wire sizes for global design freedom. Our optional strain relief ensures superior contact reliability under adverse operating conditions.

APP PowerMod HP connectors embody the highest quality in the industry and meet all applicable industry standards.

Features

- **Positive latching**
Integral latches with ergonomic release provide over 50 lbs retention
- **Strain relief option**
Reduces risk of wire insulation creep and reduces transmission of wire loads to contacts improving service life
- **Low connector mating forces**
Connectors are easily mated and un-mated
- **Silver plated, high conductivity contacts**
Offers greater longevity for high power, elevated temperature applications
- **Ease of assembly**
Intuitive design allows for simplicity of assembly



SPECIFICATIONS

Electrical		Mechanical	
Current Rating		Mating Force	33 lbs. (147N) avg
UL	400 Amps	Latch Retention Force	50 lbs. (222N) min
CSA (30°C Rise)	250 Amps	Contact Retention Force	150 lbs. (667N) min
UL / CSA Voltage Rating	600 Volts	Mating	
Wire Size (AWG)	1/0 to 4/0	a. No Load(Contact/Disconnect Cycles)	500 Cycles
(mm²)	50 to 95	b. Under Load(Hot Plug 250 cycles @ 48V)	150A
Insulation Withstanding Voltage	2200 Volts	Materials	
Operating Temperature Range °C	minus 40-130 °C	Housing & Cable Clamp	PBT UL94 V-0
Ambient Temperature Range °C	minus 40-85 °C	Latch	PEI
		Contacts	Copper alloy silver plate
		Hardware	Steel zinc chromate



File No. E26226

ORDERING INFORMATION

PowerMod HP Part Number Plan - Dual Pole Male

Series	Series	Gender	Model	Wire Size
PMHP	B	M	11	P04
B *				
M - Male				
11 - Dual Pole Straight				
12 - Dual Pole Straight with Cable Clamp				
P04 - 1/0 AWG to 50mm²				
P03 - 2/0 AWG to 70mm²				
P02 - 95mm²				
P01 - 4/0 AWG				

* Maximum wire size 4/0 AWG

Components

Part Number	Description
PMHPBM11	Housing Kit, Male, Dual Pole, Straight
PMHPBM12	Housing Kit with Cable Clamp, Male, Dual Pole, Straight
PMHPBP04	Pin, Series B, Crimp for 1/0 AWG to 50mm² wire
PMHPBP03	Pin, Series B, Crimp for 2/0 AWG to 70mm² wire
PMHPBP02	Pin, Series B, Crimp for 95mm² wire
PMHPBP01	Pin, Series B, Crimp for 4/0 AWG wire
PMHPBC02	Dual Pole Cable Clamp Kit

HEADQUARTERS: 13 Pratts Junction Road, P.O. Box 579, Sterling, MA 01564 T:978-422-3600 F:978-422-3700

EUROPE: Rathealy Road, Fermoy Co. Cork, Ireland T:353-(0)25-32277 F:353-(0)25-32296

ASIA/PACIFIC: IDEAL Anderson Asia Pacific Ltd., Unit 922-928 Topsail Plaza, 11 On Sum Street, Shatin N.T., Hong Kong T:852-2636-0836 F:852-2635-9036

CHINA: IDEAL Anderson Technologies (Shenzhen) Ltd., Block A8 Tantou W. Ind. Par, Songgang Baoan District, Shenzhen, PR. China 51810 T: 86-755-2768-2118 F: 86-755-2768-2218

TAIWAN: IDEAL Anderson Asia Pacific Ltd., Taiwan Branch, 4F-2, No.116, Dadun 20th St., Situn District, Taichung City 407, Taiwan (R.O.C.) T: 886-4-2310-6451 F:886-4-2310-6460

www.andersonpower.com

ORDERING INFORMATION

Tooling

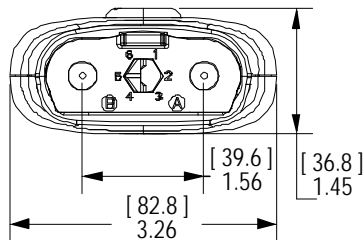
Pneumatic Production Tool				
Wire Size	Part Number	Die P/N	Locator P/N	Number of Crimps
4/0	1387G2	1303G3	1304G25	2
95mm ²	1387G2	1303G17	1304G25	2
2/0-70mm ²	1387G2	1303G16	1304G23	2
1/0-50mm ²	1387G2	1303G8	1304G23	2

Hand Tool				
Wire Size	Hydraulic	Battery	Die P/N	Number of Crimps
4/0	1387G3	1370	1322G14	2
95mm ²	1387G3	1370	1322G1	2
2/0-70mm ²	1387G3	1370	1322G3	2
1/0-50mm ²	1387G3	1370	1322G13	2

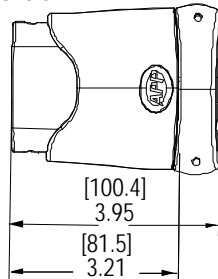
Hydraulic Tool		
Wire Size	Part Number	Number of Crimps
4/0	1368	2
95mm ²	1368	2
2/0-70mm ²	1368	2
1/0-50mm ²	1368	2

DIMENSIONS

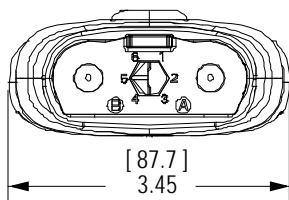
Front Without Strain Relief



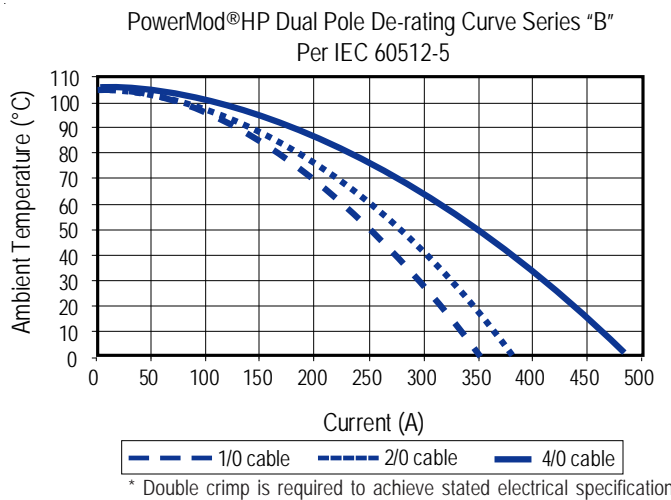
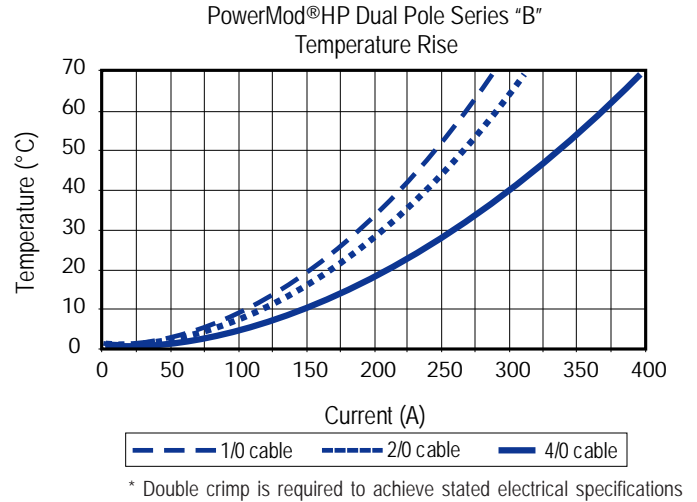
Side



Front With Strain Relief



TEMPERATURE CHART



MATING CONNECTORS

Dual Pole Straight Female



Dual Pole Right Angle Female



All Data Subject To Change Without Notice

HEADQUARTERS: 13 Pratts Junction Road, P.O. Box 579, Sterling, MA 01564 T:978-422-3600 F:978-422-3700

EUROPE: Rathealy Road, Fermoy Co. Cork, Ireland T:353-(0)25-32277 F:353-(0)25-32296

ASIA/PACIFIC: IDEAL Anderson Asia Pacific Ltd., Unit 922-928 Topsail Plaza, 11 On Sum Street, Shatin N.T., Hong Kong T:852-2636-0836 F:852-2635-9036

CHINA: IDEAL Anderson Technologies (Shenzhen) Ltd., Block A8 Tantou W. Ind. Par, Songgang Baoan District, Shenzhen, P.R. China 51810 T: 86-755-2768-2118 F: 86-755-2768-2218

TAIWAN: IDEAL Anderson Asia Pacific Ltd., Taiwan Branch, 4F-2, No.116, Dadun 20th St., Situn District, Taichung City 407, Taiwan (R.O.C.) T: 886-4-2310-6451 F:886-4-2310-6460

www.andersonpower.com

PowerMod HP connectors, developed by Anderson Power Products, are the innovative New Generation of High Power Interconnections for the Electronics Industry.

The touch-safe, positive latching, PowerMod HP female connector design presents a new standard for high power connector safety. The ergonomic latch release is simple to operate and is colored blue for clear identification. Housings are a black UL94 V-0 flame retardant material.

PowerMod HP contacts are durable and rated for circuit interruption (true hot-pluggable). Series B contacts are available in 1/0 to 4/0 American wire gauge and 50mm² to 95mm² metric wire sizes for global design freedom. Our optional strain relief ensures superior contact reliability under adverse operating conditions.

APP PowerMod HP connectors embody the highest quality in the industry and meet all applicable industry standards.

Features

- **Positive latching**

Integral latches with ergonomic release provide over 50 lbs retention

- **Touch safe female connectors**

Provides IP20 protection for safe, energized use outside the electronics cabinet

- **High performance, hot pluggable female contacts**

Our patented design provides greater longevity for high power, elevated temperature applications

- **Strain relief option**

Reduces risk of wire insulation creep and reduces transmission of wire loads to contacts improving service life

- **Low connector mating forces**

Connectors are easily mated and un-mated



SPECIFICATIONS

Electrical			Mechanical	
Current Rating			Mating Force	33 lbs. (147N) avg
UL		400 Amps	Latch Retention Force	50 lbs. (222N) min
CSA (30°C Rise)		250 Amps	Contact Retention Force	150 lbs. (667N) min
UL / CSA Voltage Rating		600 Volts	Mating	
Wire Size (AWG)		1/0 to 4/0	a. No Load(Contact/Disconnect Cycles)	500 Cycles
(mm²)		50 to 95	b. Under Load(Hot Plug 250 cycles @ 48V)	150A
Insulation Withstanding Voltage		2200 Volts	Materials	
Operating Temperature Range °C		minus 40-130 °C	Housing & Cable Clamp	PBT UL94 V-0
Ambient Temperature Range °C		minus 40-85 °C	Latch	PEI UL94 V-0
			Contacts	Copper alloy silver plate
			Hardware	Steel zinc chromate



File No. E26226

ORDERING INFORMATION

PowerMod HP Part Number Plan - Dual Pole Female

Series	Size	Gender	Model	Wire Size
PMHP	B	F	11	S04
B *				
F - Female				
11 - Dual Pole Straight				
12 - Dual Pole Straight with Cable Clamp				
S04 - 1/0 AWG to 50mm²				
S03 - 2/0 AWG to 70mm²				
S02 - 95mm²				
S01 - 4/0 AWG				

* Maximum wire size 4/0 AWG

Components

Part Number	Description
PMHPBF11	Housing Kit, Female, Dual Pole, Straight
PMHPBF12	Housing Kit with Cable Clamp, Female, Dual Pole, Straight
PMHPBS04	Socket, Series B, Crimp for 1/0 AWG to 50mm² wire
PMHPBS03	Socket, Series B, Crimp for 2/0 AWG to 70mm² wire
PMHPBS02	Socket, Series B, Crimp for 95mm² wire
PMHPBS01	Socket, Series B, Crimp for 4/0 AWG wire
PMHPBC02	Dual Pole Cable Clamp Kit

HEADQUARTERS: 13 Pratts Junction Road, P.O. Box 579, Sterling, MA 01564 T:978-422-3600 F:978-422-3700

EUROPE: Rathealy Road, Fermoy Co. Cork, Ireland T:353-(0)25-32277 F:353-(0)25-32296

ASIA/PACIFIC: IDEAL Anderson Asia Pacific Ltd., Unit 922-928 Topsail Plaza, 11 On Sum Street, Shatin N.T., Hong Kong T:852-2636-0836 F:852-2635-9036

CHINA: IDEAL Anderson Technologies (Shenzhen) Ltd., Block A8 Tantou W. Ind. Par, Songgang Baoan District, Shenzhen, PR. China 51810 T: 86-755-2768-2118 F: 86-755-2768-2218

TAIWAN: IDEAL Anderson Asia Pacific Ltd., Taiwan Branch, 4F-2, No.116, Dadun 20th St., Situn District, Taichung City 407, Taiwan (R.O.C.) T: 886-4-2310-6451 F:886-4-2310-6460

www.andersonpower.com

ORDERING INFORMATION

Tooling

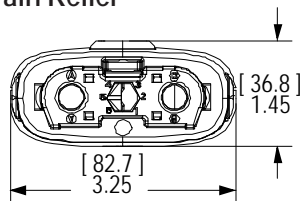
Pneumatic Production Tool				
Wire Size	Part Number	Die P/N	Locator P/N	Number of Crimps
4/0	1387G2	1303G3	1304G25	2
95mm ²	1387G2	1303G17	1304G25	2
2/0-70mm ²	1387G2	1303G16	1304G23	2
1/0-50mm ²	1387G2	1303G8	1304G23	2

Hand Tool				
Wire Size	Hydraulic	Battery	Die P/N	Number of Crimps
4/0	1387G3	1370	1322G14	2
95mm ²	1387G3	1370	1322G1	2
2/0-70mm ²	1387G3	1370	1322G3	2
1/0-50mm ²	1387G3	1370	1322G13	2

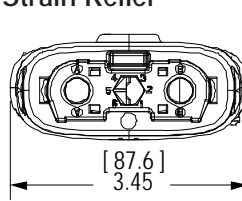
Hydraulic Tool		
Wire Size	Part Number	Number of Crimps
4/0	1368	2
95mm ²	1368	2
2/0-70mm ²	1368	2
1/0-50mm ²	1368	2

DIMENSIONS

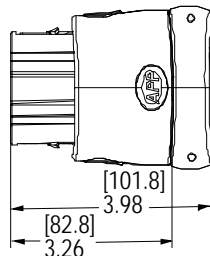
Front Without Strain Relief



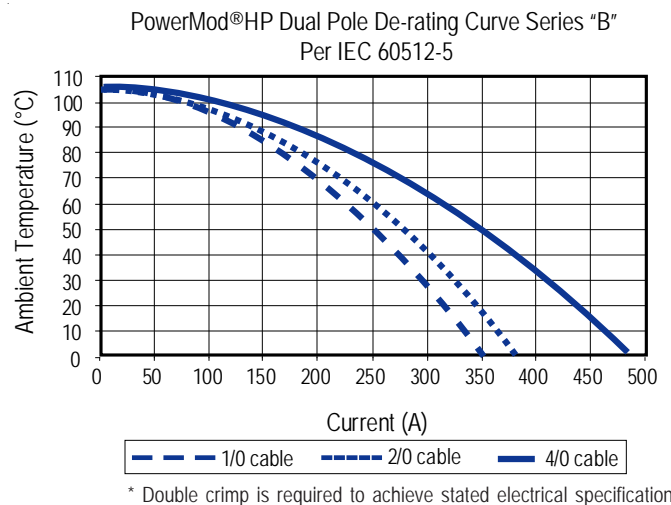
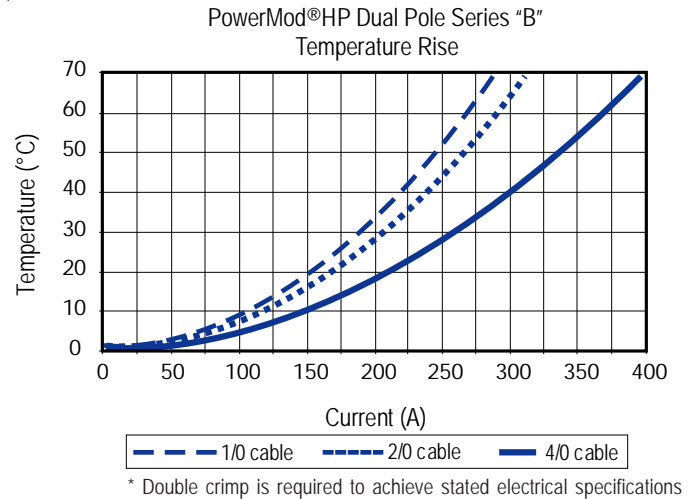
Front With Strain Relief



Side



TEMPERATURE CHART



MATING CONNECTORS

Dual Pole Straight Male



Dual Pole Panel Mount Male



All Data Subject To Change Without Notice

HEADQUARTERS: 13 Pratts Junction Road, P.O. Box 579, Sterling, MA 01564 T:978-422-3600 F:978-422-3700

EUROPE: Rathealy Road, Fermoy Co. Cork, Ireland T:353-(0)25-32277 F:353-(0)25-32296

ASIA/PACIFIC: IDEAL Anderson Asia Pacific Ltd., Unit 922-928 Topsail Plaza, 11 On Sum Street, Shatin N.T., Hong Kong T:852-2636-0836 F:852-2635-9036

CHINA: IDEAL Anderson Technologies (Shenzhen) Ltd., Block A8 Tantou W. Ind. Par, Songgang Baoan District, Shenzhen, PR. China 51810 T: 86-755-2768-2118 F: 86-755-2768-2218

TAIWAN: IDEAL Anderson Asia Pacific Ltd., Taiwan Branch, 4F-2, No.116, Dadun 20th St., Situn District, Taichung City 407, Taiwan (R.O.C.) T: 886-4-2310-6451 F:886-4-2310-6460

www.andersonpower.com

PowerMod HP connectors, developed by Anderson Power Products, are the innovative New Generation of High Power Interconnections for the Electronics Industry.

The touch-safe, positive latching, PowerMod HP female connector design presents a new standard for high power connector safety. The ergonomic latch release is simple to operate and is colored blue for clear identification. Housings are a black UL94 V-0 flame retardant material.

PowerMod HP contacts are durable and rated for circuit interruption (true hot-pluggable). Series B contacts are available in 1/0 to 4/0 American wire gauge and 50mm² to 95mm² metric wire sizes for global design freedom. Our *strain relief ensures superior contact reliability under adverse operating conditions.

APP PowerMod HP connectors embody the highest quality in the industry and meet all applicable industry standards.

Features

- **Right angle connector**
Offers short mated length for tight wiring applications
- **Positive latching**
Integral Latches with ergonomic release provide over 50 lbs retention
- **Touch safe female connectors**
Provides IP20 protection for safe, energized use outside the electronics cabinet
- **High performance, hot pluggable female contacts**
Our patented design provides greater longevity for high power, elevated temperature applications
- **Low connector mating forces**
Connectors are easily mated and un-mated



* Strain relief not optional on right angle

SPECIFICATIONS

Electrical		Mechanical	
Current Rating		Mating Force	33 lbs. (147N) avg
UL	400 Amps	Latch Retention Force	50 lbs. (222N) min
CSA (30°C Rise)	250 Amps	Contact Retention Force	150 lbs. (667N) min
UL / CSA Voltage Rating	600 Volts	Mating	
Wire Size (AWG)	1/0 to 4/0	a. No Load(Contact/Disconnect Cycles)	500 Cycles
(mm²)	50 to 95	b. Under Load(Hot Plug 250 cycles @ 48V)	150A
Insulation Withstanding Voltage	2200 Volts	Materials	
Operating Temperature Range °C	minus 40-130 °C	Housing & Cable Clamp	PBT UL94 V-0
Ambient Temperature Range °C	minus 40-85 °C	Latch	PEI UL94 V-0
		Contacts	Copper alloy silver plate
		Hardware	Steel zinc chromate



File No. E26226

ORDERING INFORMATION

PowerMod HP Part Number Plan - Dual Pole Right Angle Female

Series	Series	Gender	Model	Wire Size
PMHP	B	F	13	S09
B * F - Female 13 - Dual Pole R/A with Cable Clamp S09 - 1/0 AWG to 50mm² S08 - 2/0 AWG to 70mm² S07 - 95mm² S06 - 4/0 AWG				

* Maximum wire size 4/0 AWG

Components

Part Number	Description
PMHPBF13	Housing Kit With Cable Clamp, Female, Dual Pole, R/A
PMHPBS09	Socket, Series B, Crimp for 1/0 AWG to 50mm²
PMHPBS08	Socket, Series B, Crimp for 2/0 AWG to 70mm²
PMHPBS07	Socket, Series B, Crimp for 95mm² wire
PMHPBS06	Socket, Series B, Crimp for 4/0 AWG wire

HEADQUARTERS: 13 Pratts Junction Road, P.O. Box 579, Sterling, MA 01564 T:978-422-3600 F:978-422-3700

EUROPE: Rathealy Road, Fermoy Co. Cork, Ireland T:353-(0)25-32277 F:353-(0)25-32296

ASIA/PACIFIC: IDEAL Anderson Asia Pacific Ltd., Unit 922-928 Topsail Plaza, 11 On Sum Street, Shatin N.T., Hong Kong T:852-2636-0836 F:852-2635-9036

CHINA: IDEAL Anderson Technologies (Shenzhen) Ltd., Block A8 Tantou W. Ind. Par, Songgang Baoan District, Shenzhen, PR. China 51810 T: 86-755-2768-2118 F: 86-755-2768-2218

TAIWAN: IDEAL Anderson Asia Pacific Ltd., Taiwan Branch, 4F-2, No.116, Dadun 20th St., Situn District, Taichung City 407, Taiwan (R.O.C.) T: 886-4-2310-6451 F:886-4-2310-6460

www.andersonpower.com

ORDERING INFORMATION

Tooling

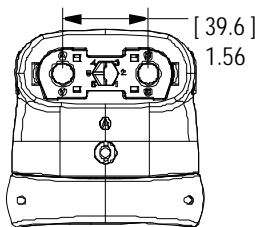
Pneumatic Production Tool				
Wire Size	Part Number	Die P/N	Locator P/N	Number of Crimps
4/0	1387G2	1303G3	1304G24	2
95mm ²	1387G2	1303G17	1304G24	2
2/0-70mm ²	1387G2	1303G16	1304G22	2
1/0-50mm ²	1387G2	1303G8	1304G22	2

Hand Tool				
Wire Size	Hydraulic	Battery	Die P/N	Number of Crimps
4/0	1387G3	1370	1322G14	2
95mm ²	1387G3	1370	1322G1	2
2/0-70mm ²	1387G3	1370	1322G3	2
1/0-50mm ²	1387G3	1370	1322G13	2

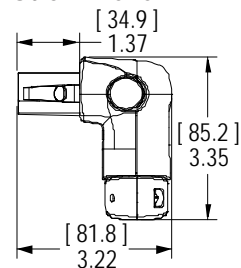
Hydraulic Tool		
Wire Size	Part Number	Number of Crimps
4/0	1368	2
95mm ²	1368	2
2/0-70mm ²	1368	2
1/0-50mm ²	1368	2

DIMENSIONS

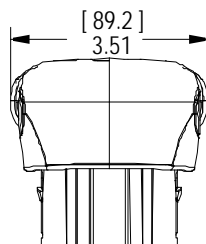
Front With Strain Relief



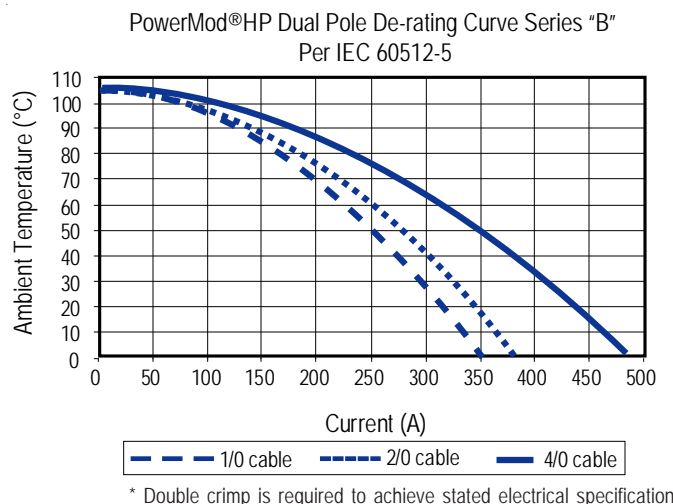
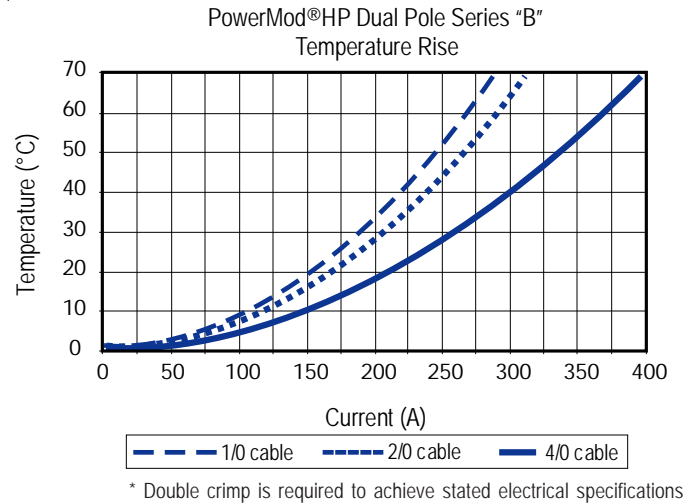
Side With Strain Relief



Top



TEMPERATURE CHART



MATING CONNECTORS

Dual Pole Straight Male



Dual Pole Panel Mount Male



All Data Subject To Change Without Notice

HEADQUARTERS: 13 Pratts Junction Road, P.O. Box 579, Sterling, MA 01564 T:978-422-3600 F:978-422-3700

EUROPE: Rathealy Road, Fermoy Co. Cork, Ireland T:353-(0)25-32277 F:353-(0)25-32296

ASIA/PACIFIC: IDEAL Anderson Asia Pacific Ltd., Unit 922-928 Topsail Plaza, 11 On Sum Street, Shatin N.T., Hong Kong T:852-2636-0836 F:852-2635-9036

CHINA: IDEAL Anderson Technologies (Shenzhen) Ltd., Block A8 Tantou W. Ind. Par, Songgang Baoan District, Shenzhen, PR. China 51810 T: 86-755-2768-2118 F: 86-755-2768-2218

TAIWAN: IDEAL Anderson Asia Pacific Ltd., Taiwan Branch, 4F-2, No.116, Dadun 20th St., Situn District, Taichung City 407, Taiwan (R.O.C.) T: 886-4-2310-6451 F:886-4-2310-6460

www.andersonpower.com

PowerMod HP connectors, developed by Anderson Power Products, are the innovative New Generation of High Power Interconnections for the Electronics Industry.

The touch-safe PowerMod HP female panel connector is designed for high power connector safety. Male panel connectors are designed for blind mating with female panel connectors or positive latching with female cable connectors. Housings are a black UL94 V-0 flame retardant material.

PowerMod HP contacts are durable and rated for circuit interruption (true hot-pluggable). Series B contacts are available in 1/0 to 4/0 American wire gauge and 50mm² to 95mm² metric wire sizes for global design freedom.

Our optional blind mating hardware accommodates up to +/- .125" (3mm) of misalignment and is available for both male and female panel connectors.


APP PowerMod HP connectors embody the highest quality in the industry and meet all applicable industry standards.

Features

- **Positive latching**
Integral Latches with ergonomic release provide over 50 lbs retention
- **Low connector mating forces**
Connectors are easily mated and un-mated
- **Blind mate panel mount option**
Provides over +/- .125" (3mm) of float mount capability
- **Ease of assembly**
Intuitive design allows for simplicity of assembly



Panel Mount



Panel Mount Blind Mate

SPECIFICATIONS

Electrical

Current Rating	
UL	400 Amps
CSA (30°C Rise)	250 Amps
UL / CSA Voltage Rating	600 Volts
Wire Size (AWG)	1/0 to 4/0
(mm ²)	50 to 95
Insulation Withstanding Voltage	2200 Volts
Operating Temperature Range °C	minus 40-130 °C
Ambient Temperature Range °C	minus 40-85 °C



Mechanical

Mating Force	33 lbs. (147N) avg
Latch Retention Force	50 lbs. (222N) min
Contact Retention Force	150 lbs. (667N) min
Mating	
a. No Load(Contact/Disconnect Cycles)	500 Cycles
b. Under Load(Hot Plug 250 cycles @ 48V)	150A

Materials

Housing & Cable Clamp	PBT UL94 V-0
Latch	PEI UL94 V-0
Contacts	Copper alloy silver plate
Hardware	Steel zinc chromate

ORDERING INFORMATION

PowerMod HP Part Number Plan - Dual Pole Panel Mount Male

Series	Series	Gender	Model	Wire Size
PMHP	B	M	14	P04
B *				
M - Male				
14 - Dual Pole Male Panel Mount				
15 - Dual Pole Male Blindmate Panel Mount				
P04 - 1/0 AWG to 50mm ²				
P03 - 2/0 AWG to 70mm ²				
P02 - 95mm ²				
P01 - 4/0 AWG				

* Maximum wire size 4/0 AWG

Components

Part Number	Description
PMHPBM14	Housing Kit, Male, Dual Pole, Panel Mount With Key
PMHPBM15	Housing Kit, Male, Dual Pole, Panel Mount No Key with Blindmate Post
PMHPBP04	Pin, Series B, Crimp for 1/0 AWG to 50mm ² wire
PMHPBP03	Pin, Series B, Crimp for 2/0 AWG to 70mm ² wire
PMHPBP02	Pin, Series B, Crimp for 95mm ² wire
PMHPBP01	Pin, Series B, Crimp for 4/0 AWG wire
PMHPBFMH	Float Mount Kit

HEADQUARTERS: 13 Pratts Junction Road, P.O. Box 579, Sterling, MA 01564 T:978-422-3600 F:978-422-3700

EUROPE: Rathealy Road, Fermoy Co. Cork, Ireland T:353-(0)25-32277 F:353-(0)25-32296

ASIA/PACIFIC: IDEAL Anderson Asia Pacific Ltd., Unit 922-928 Topsail Plaza, 11 On Sum Street, Shatin N.T., Hong Kong T:852-2636-0836 F:852-2635-9036

CHINA: IDEAL Anderson Technologies (Shenzhen) Ltd., Block A8 Tantou W. Ind. Par, Songgang Baoan District, Shenzhen, PR. China 51810 T: 86-755-2768-2118 F: 86-755-2768-2218

TAIWAN: IDEAL Anderson Asia Pacific Ltd., Taiwan Branch, 4F-2, No.116, Dadun 20th St., Situn District, Taichung City 407, Taiwan (R.O.C.) T: 886-4-2310-6451 F:886-4-2310-6460

www.andersonpower.com

ORDERING INFORMATION

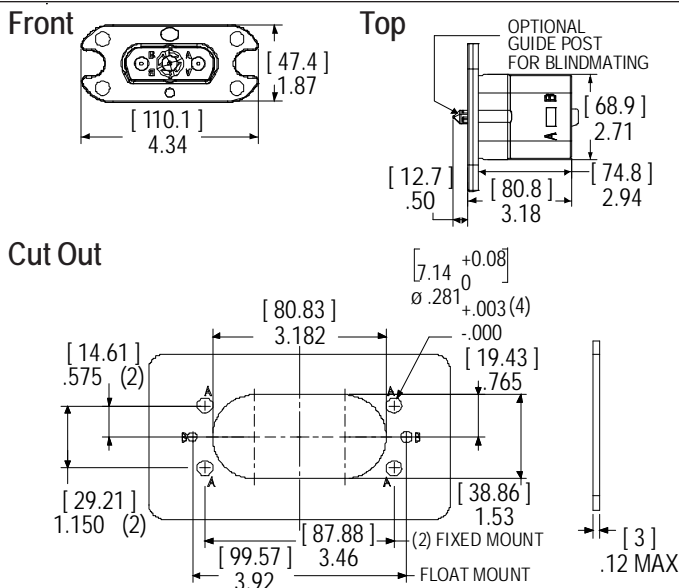
Tooling

Pneumatic Production Tool				
Wire Size	Part Number	Die P/N	Locator P/N	Number of Crimps
4/0	1387G2	1303G3	1304G25	2
95mm ²	1387G2	1303G17	1304G25	2
2/0-70mm ²	1387G2	1303G16	1304G23	2
1/0-50mm ²	1387G2	1303G8	1304G23	2

Hand Tool				
Wire Size	Hydraulic	Battery	Die P/N	Number of Crimps
4/0	1387G3	1370	1322G14	2
95mm ²	1387G3	1370	1322G1	2
2/0-70mm ²	1387G3	1370	1322G3	2
1/0-50mm ²	1387G3	1370	1322G13	2

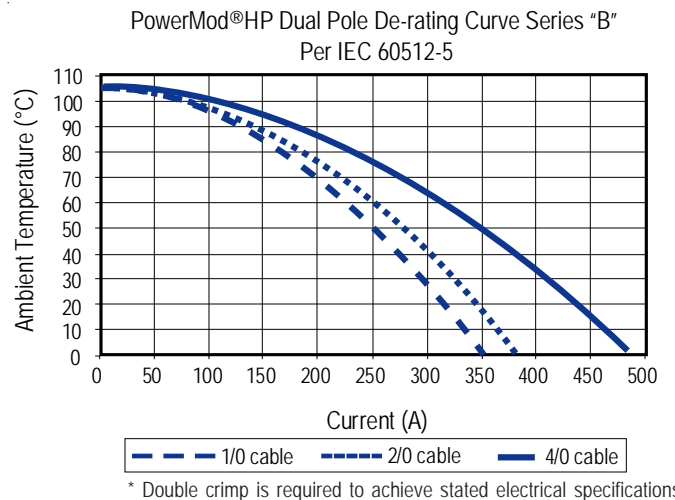
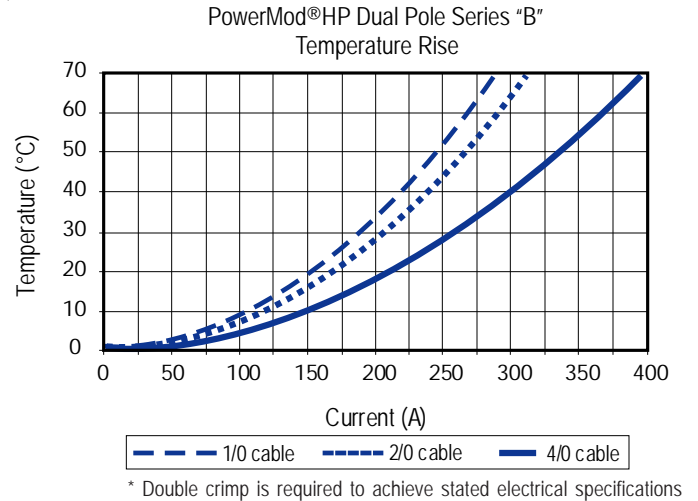
Hydraulic Tool		
Wire Size	Part Number	Number of Crimps
4/0	1368	2
95mm ²	1368	2
2/0-70mm ²	1368	2
1/0-50mm ²	1368	2

DIMENSIONS



All Data Subject To Change Without Notice

TEMPERATURE CHART




MATING CONNECTORS

Dual Pole Panel Mount Female - (mates with panel mount blind mate only)

Dual Pole Straight Female

Dual Pole Right Angle Female



HEADQUARTERS: 13 Pratts Junction Road, P.O. Box 579, Sterling, MA 01564 T:978-422-3600 F:978-422-3700

EUROPE: Rathealy Road, Fermoy Co. Cork, Ireland T:353-(0)25-32277 F:353-(0)25-32296

ASIA/PACIFIC: IDEAL Anderson Asia Pacific Ltd., Unit 922-928 Topsail Plaza, 11 On Sum Street, Shatin N.T., Hong Kong T:852-2636-0836 F:852-2635-9036

CHINA: IDEAL Anderson Technologies (Shenzhen) Ltd., Block A8 Tantou W. Ind. Par, Songgang Baoan District, Shenzhen, P.R. China 51810 T: 86-755-2768-2118 F: 86-755-2768-2218

TAIWAN: IDEAL Anderson Asia Pacific Ltd., Taiwan Branch, 4F-2, No.116, Dadun 20th St., Situn District, Taichung City 407, Taiwan (R.O.C.) T: 886-4-2310-6451 F:886-4-2310-6460

www.andersonpower.com

PowerMod® HP

Dual Pole Panel Mount

Blind Mate Female - Series B

PowerMod HP connectors, developed by Anderson Power Products, are the innovative New Generation of High Power Interconnections for the Electronics Industry.

The touch-safe PowerMod HP female panel connector is designed for high power connector safety. Male panel connectors are designed for blind mating with female panel connectors or positive latching with female cable connectors. Housings are a black UL94 V-0 flame retardant material.

PowerMod HP contacts are durable and rated for circuit interruption (true hot-pluggable). Series B contacts are available in 1/0 to 4/0 American wire gauge and 50mm² to 95mm² metric wire sizes for global design freedom.

Our optional blind mating hardware accommodates up to +/- .125" (3mm) of misalignment and is available for both male and female panel connectors.

APP PowerMod HP connectors embody the highest quality in the industry and meet all applicable industry standards.

Features

- **Blind mate panel mount option**

Provides over +/- .125" (3mm) of float mount capability

- **Touch safe female connectors**

Provides IP20 protection for safe, energized use outside the electronics cabinet

- **High performance, hot pluggable female contacts**

Our patented design provides greater longevity for high power, elevated temperature applications

- **Low connector mating forces**

Connectors are easily mated and un-mated

- **Ease of assembly**

Intuitive design allows for simplicity of assembly



SPECIFICATIONS

Electrical			Mechanical	
Current Rating			Mating Force	33 lbs. (147N) avg
UL		400 Amps	Latch Retention Force	50 lbs. (222N) min
CSA (30°C Rise)		250 Amps	Contact Retention Force	150 lbs. (667N) min
UL / CSA Voltage Rating		600 Volts	Mating	
Wire Size (AWG)		1/0 to 4/0	a. No Load(Contact/Disconnect Cycles)	500 Cycles
(mm²)		50 to 95	b. Under Load(Hot Plug 250 cycles @ 48V)	150A
Insulation Withstanding Voltage		2200 Volts	Materials	
Operating Temperature Range °C		minus 40-130 °C	Housing & Cable Clamp	PBT UL94 V-0
Ambient Temperature Range °C		minus 40-85 °C	Latch	PEI UL94 V-0
			Contacts	Copper alloy silver plate
			Hardware	Steel zinc chromate



File No. E26226

ORDERING INFORMATION

PowerMod HP Part Number Plan - Dual Pole Panel Mount Blind Mate Female

Series	Series	Gender	Model	Wire Size
PMHP	B	F	14	S04
B * - Female				
F - Female				
14 - Dual Pole Female Panel Mount				
S04 - 1/0 AWG to 50mm²				
S03 - 2/0 AWG to 70mm²				
S02 - 95mm²				
S01 - 4/0 AWG				

* Maximum wire size 4/0 AWG

Components

Part Number	Description
PMHPBF14	Housing Kit, Female, Dual Pole, Panel Mount
PMHPBS04	Socket, Series B, Crimp for 1/0 AWG to 50mm² wire
PMHPBS03	Socket, Series B, Crimp for 2/0 AWG to 70mm² wire
PMHPBS02	Socket, Series B, Crimp for 95mm² wire
PMHPBS01	Socket, Series B, Crimp for 4/0 AWG wire
PMHPBFMH	Float Mount Kit

HEADQUARTERS: 13 Pratts Junction Road, P.O. Box 579, Sterling, MA 01564 T:978-422-3600 F:978-422-3700

EUROPE: Rathealy Road, Fermoy Co. Cork, Ireland T:353-(0)25-32277 F:353-(0)25-32296

ASIA/PACIFIC: IDEAL Anderson Asia Pacific Ltd., Unit 922-928 Topsail Plaza, 11 On Sum Street, Shatin N.T., Hong Kong T:852-2636-0836 F:852-2635-9036

CHINA: IDEAL Anderson Technologies (Shenzhen) Ltd., Block A8 Tantou W. Ind. Par, Songgang Baoan District, Shenzhen, PR. China 51810 T: 86-755-2768-2118 F: 86-755-2768-2218

TAIWAN: IDEAL Anderson Asia Pacific Ltd., Taiwan Branch, 4F-2, No.116, Dadun 20th St., Situn District, Taichung City 407, Taiwan (R.O.C.) T: 886-4-2310-6451 F:886-4-2310-6460

www.andersonpower.com

ORDERING INFORMATION

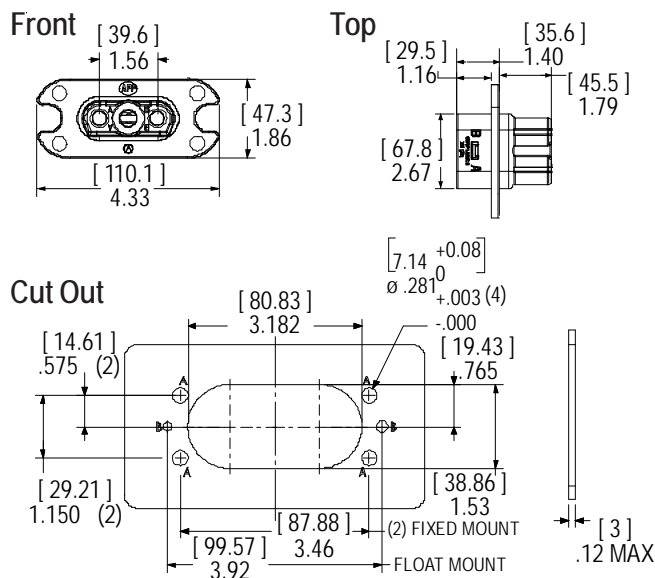
Tooling

Pneumatic Production Tool				
Wire Size	Part Number	Die P/N	Locator P/N	Number of Crimps
4/0	1387G2	1303G3	1304G25	2
95mm ²	1387G2	1303G17	1304G25	2
2/0-70mm ²	1387G2	1303G16	1304G23	2
1/0-50mm ²	1387G2	1303G8	1304G23	2

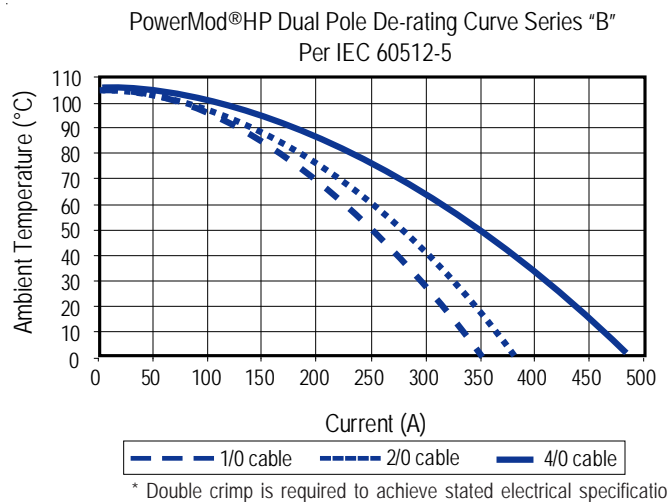
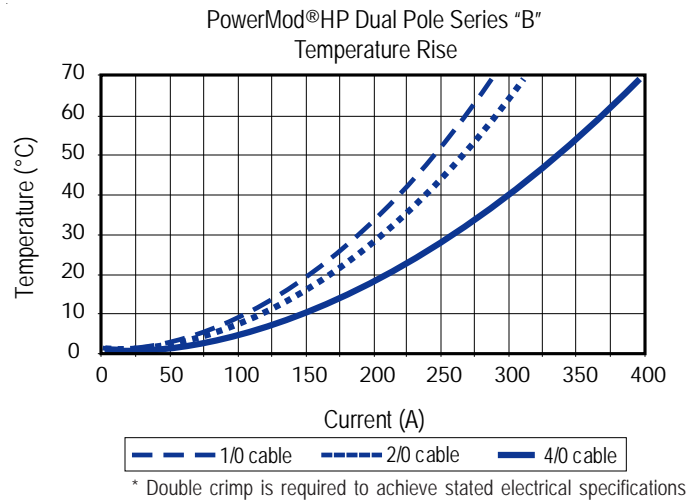
Hand Tool				
Wire Size	Hydraulic	Battery	Die P/N	Number of Crimps
4/0	1387G3	1370	1322G14	2
95mm ²	1387G3	1370	1322G1	2
2/0-70mm ²	1387G3	1370	1322G3	2
1/0-50mm ²	1387G3	1370	1322G13	2

Hydraulic Tool		
Wire Size	Part Number	Number of Crimps
4/0	1368	2
95mm ²	1368	2
2/0-70mm ²	1368	2
1/0-50mm ²	1368	2

DIMENSIONS



TEMPERATURE CHART



MATING CONNECTORS

Dual Pole Panel Mount Blind Mate Male



All Data Subject To Change Without Notice

HEADQUARTERS: 13 Pratts Junction Road, P.O. Box 579, Sterling, MA 01564 T:978-422-3600 F:978-422-3700

EUROPE: Rathealy Road, Fermoy Co. Cork, Ireland T:353-(0)25-32277 F:353-(0)25-32296

ASIA/PACIFIC: IDEAL Anderson Asia Pacific Ltd., Unit 922-928 Topsail Plaza, 11 On Sum Street, Shatin N.T., Hong Kong T:852-2636-0836 F:852-2635-9036

CHINA: IDEAL Anderson Technologies (Shenzhen) Ltd., Block A8 Tantou W. Ind. Par, Songgang Baoan District, Shenzhen, P.R. China 51810 T: 86-755-2768-2118 F: 86-755-2768-2218

TAIWAN: IDEAL Anderson Asia Pacific Ltd., Taiwan Branch, 4F-2, No.116, Dadun 20th St., Situn District, Taichung City 407, Taiwan (R.O.C.) T: 886-4-2310-6451 F:886-4-2310-6460

www.andersonpower.com

Connector Notes

For customer drawings, assembly instructions and individual data sheets, please visit www.andersonpower.com.

HEADQUARTERS: 13 Pratts Junction Road, P.O. Box 579, Sterling, MA 01564 T:978-422-3600 F:978-422-3700

EUROPE: Rathealy Road, Fermoy Co. Cork, Ireland T:353-(0)25-32277 F:353-(0)25-32296

ASIA/PACIFIC: IDEAL Anderson Asia Pacific Ltd., Unit 922-928 Topsail Plaza, 11 On Sum Street, Shatin N.T., Hong Kong T:852-2636-0836 F:852-2635-9036

CHINA: IDEAL Anderson Technologies (Shenzhen) Ltd., Block A8 Tantou W. Ind. Par, Songgang Baoan District, Shenzhen, PR. China 51810 T: 86-755-2768-2118 F: 86-755-2768-2218

TAIWAN: IDEAL Anderson Asia Pacific Ltd., Taiwan Branch, 4F.-2, No.116, Dadun 20th St., Situn District, Taichung City 407, Taiwan (R.O.C.) T: 886-4-2310-6451 F:886-4-2310-6460

www.andersonpower.com

FEATURES

- **Mixed power and signal contacts**

Use of a single connector simplifies system tolerances and manufacturing

- **Industry standard contacts**

Allows for cross mating with competitive product

- **Wide selection of contact termination**

Provides the designer a wide variety of packaging options

- **First-mate and last-mate capability**

Grounds and powers the system before mating of signal circuits

- **Integral guide pins**

Corrects misalignment during blind mating

- **Optional floating mount**

Reduces fatiguing stress on connectors during blindmating



PRODUCT RANGE

Electrical	#8	#12	#20
Current Rating - amps	75	35	5
Voltage Rating - volts	600	600	600
Voltage Drop mV	6.00	3.30	0.70
Insulator Dielectric Strength	2200 VDC		
Working Temperature Range	-40 to +125 degree °C		
Mechanical	#8	#12	#20
Insertion Force Per Contact - lbs	2.00	1.80	0.43
- kg	0.91	0.82	0.20
Extraction Force Per Contact - lbs	1.26	1.02	0.07
- kg	0.57	0.46	0.03
Materials			
Insulator	PBT UL94 V-0		
Crimp Pin or Socket Body	Copper alloy		
Solder Cup Pin or Socket Body	Brass		
PCB Pin or Socket Body	Brass		
Female Contact	BeCu		
Contact Plating			
#8 and #12	Silver Over Nickel		
#20 and #12AU	Gold Over Nickel		



PRODUCT INFORMATION

Anderson Power Products new line of power drawer series connectors gives our customers more selections than ever, to meet their power connector needs. These cost effective, mixed power and signal drawer connectors are manufactured using the same high quality standards that have made APP a leader in the power connector industry for years. The 35 and 75 amp Power Drawer connectors are a cost-effective, mixed power and signal drawer connector. The connectors are used on "N + 1" power supply and inverter systems.

APP's versatile Power Drawer connectors offers the designer a wide variety of options. The 75 amp Power Drawer can be configured with up to four #8 AWG, nine #12 AWG and twenty-four #20 AWG contacts. Both pin and socket contacts are available with crimp, solder cup or printed circuit board termination. The 35 amp Power Drawer can be configured with up to eight #12 AWG, eight #16 AWG, four #16 AWG, four #12 AWG and twenty-one #20 AWG contacts. Both connectors can be cross-mated with competitor product.

The connector's pin contacts can also be specified for first-mate and last-mate connection. This allows the electronic system to be grounded and mating electronically verified, before the power circuits are energized. The APP Power Drawer connectors also feature integral guide pins, which correct misalignment during blind mating. Additionally, the connector offers an optional floating mount, reducing the fatigue stress on the connector during blind mating. The drawer series can be used for a wide range of drawer-type applications such as rectifiers, inverters, mainframe computers, servers telecommunications and network equipment.

All Data Subject To Change Without Notice

HEADQUARTERS: 13 Pratts Junction Road, P.O. Box 579, Sterling, MA 01564 T:978-422-3600 F:978-422-3700

EUROPE: Rathealy Road, Fermoy Co. Cork, Ireland T:353-(0)25-32277 F:353-(0)25-32296

ASIA/PACIFIC: IDEAL Anderson Asia Pacific Ltd., Unit 922-928 Topsail Plaza, 11 On Sum Street, Shatin N.T., Hong Kong T:852-2636-0836 F:852-2635-9036

CHINA: IDEAL Anderson Technologies (Shenzhen) Ltd., Block A8 Tantou W. Ind. Par, Songgang Baoan District, Shenzhen, P.R. China 51810 T: 86-755-2768-2118 F: 86-755-2768-2218


TAIWAN: IDEAL Anderson Asia Pacific Ltd., Taiwan Branch, 4F-2, No.116, Dadun 20th St., Situn District, Taichung City 407, Taiwan (R.O.C.) T: 886-4-2310-6451 F:886-4-2310-6460

www.andersonpower.com

Anderson Power Products new line of power drawer series connectors gives our customers more selections than ever to meet their power connector needs. These cost effective, mixed power and signal drawer connectors are manufactured using the same high quality standards that have made APP a leader in the power connector industry for years. The drawer series can be used for a wide range of drawer-type applications such as rectifiers, mainframe computers, telecommunications, and network equipment. If power and signal is required, let Anderson Power Products be "Your Best Connection."

FEATURES

- **Industry standard contacts**
Allows for cross mating with competitive product
- **Wide selection of contact termination**
Provides the designer a wide variety of packaging options
- **First-mate and last-mate capability**
Grounds and powers the system before mating of signal circuits
- **Integral guide pins**
Corrects misalignment during blind mating



PRODUCT SPECIFICATIONS

Electrical	#12	#16	#20	Materials	
Current Rating - amps	35	25	5	Insulator	PBT UL94 V-0
Voltage Rating - volts	600	600	600	Crimp Pin or Socket Body	Copper alloy
Voltage Drop mV	3.30	2.1	0.70	Solder Cup Pin or Socket Body	Brass
Insulator Dielectric Strength	2200 VDC			PCB Pin or Socket Body	Brass
Working Temperature Range	-40 to +125 degree °C			Female Contact	BeCu
Mechanical	#12	#16	#20	Contact Plating	
Insertion Force Per Contact - lbs	1.80	1.2	0.43	#12 & #16	Silver Over Nickel
- kg	0.82	.55	0.20	#20 & #12HP	Gold Over Nickel
Extraction Force Per Contact - lbs	1.02	.50	0.07		
- kg	0.46	.23	0.03		



ORDERING INFORMATION

Housings Only

Part Number	Gender	Contacts AWG		
		#12	#16	#20
035LDAP	Pin	8	—	21
035LDAS	Socket	8	—	21
035LDBP	Pin	4	4	21
035LDBS	Socket	4	4	21
035LDCP	Pin	—	8	21
035LDCS	Socket	—	8	21

Socket Contacts

Part Number	Termination	Wire	
		AWG	sq. mm
SC20-GN	Crimp*	#20	.5
SP20-GN	PCB tail*	#20	.5
SS20-SN	Solder cup, standard	#20	.5
SC16-SN	Crimp	#16	.96
SP16-SN	PCB	#16	.96
SS16-SN	Solder cup, standard	#16	.96

* Gold Plating

socket contacts continued

Part Number	Termination	Wire	
		AWG	sq. mm
SC12-SN	Crimp	#12	2.5
SP12-SN	PCB tail	#12	2.5
SC12-GH	Crimp*	#12hp	2.5
SP12-GH	PCB tail*	#12hp	2.5
SS12-SN	Solder cup, standard	#12	2.5

Pin Contacts

Part Number	Termination / Pin Length	Wire	
		AWG	sq. mm
PC20SGN	Crimp, standard*	#20	.5
PC20FGN	Crimp, premate*	#20	.5
PC20LGN	Crimp, postmate*	#20	.5
PP20SGN	PCB tail, standard*	#20	.5
PP20FGN	PCB tail, premate*	#20	.5
PP20LGN	PCB tail, postmate*	#20	.5
PS20SGN	Solder cup, standard	#20	.5
PS20FGN	Solder cup, premate	#20	.5
PS20LGN	Solder cup, post mate	#20	.5
PC16SSN	Crimp standard	#16	.96
PC16FSN	Crimp premate	#16	.96
PC16LSN	Crimp postmate	#16	.96
PP16SSN	PCB tail standard	#16	.96
PP16FSN	PCB tail premate	#16	.96
PP16LSN	PCB tail postmate	#16	.96

pin contacts continued

Part Number	Termination / Pin Length	Wire	
		AWG	sq. mm
PS16SSN	Solder cup, standard	#16	.96
PS16FSN	Solder cup, premate	#16	.96
PS16LSN	Solder cup, post mate	#16	.96
PC12SSN	Crimp, standard	#12	2.5
PC12FSN	Crimp, premate	#12	2.5
PC12LSN	Crimp, postmate	#12	2.5
PP12SSN	PCB tail, standard	#12	2.5
PP12FSN	PCB tail, premate	#12	2.5
PP12LSN	PCB tail, postmate	#12	2.5
PC12SGH	Crimp standard*	#12hp	2.5
PC12FGH	Crimp premate*	#12hp	2.5
PC12LGH	Crimp postmate*	#12hp	2.5
PP12SGH	PCB tail standard*	#12hp	2.5
PP12FGH	PCB tail premate*	#12hp	2.5
PP12LGH	PCB tail postmate*	#12hp	2.5

Float Mount Screws

Part Number	Description
FMS6-32	Float mount shoulder screw 6-32 UNC2A
FMS8-32	Float mount shoulder screw 8-32 UNC2A
FMSM4-07	Float mount shoulder screw M4 x0.7

HEADQUARTERS: 13 Pratts Junction Road, P.O. Box 579, Sterling, MA 01564 T:978-422-3600 F:978-422-3700

EUROPE: Rathealy Road, Fermoy Co. Cork, Ireland T:353-(0)25-32277 F:353-(0)25-32296

ASIA/PACIFIC: IDEAL Anderson Asia Pacific Ltd., Unit 922-928 Topsail Plaza, 11 On Sum Street, Shatin N.T., Hong Kong T:852-2636-0836 F:852-2635-9036

CHINA: IDEAL Anderson Technologies (Shenzhen) Ltd., Block A8 Tantou W. Ind. Par, Songgang Baoan District, Shenzhen, PR. China 51810 T: 86-755-2768-2118 F: 86-755-2768-2218

TAIWAN: IDEAL Anderson Asia Pacific Ltd., Taiwan Branch, 4F-2, No.116, Dadun 20th St., Situn District, Taichung City 407, Taiwan (R.O.C.) T: 886-4-2310-6451 F:886-4-2310-6460

www.andersonpower.com

WIRE/TOOLING INFORMATION

Wire Strip Length

The following table represents Anderson Power Products recommended strip lengths for the wire.

Contact Size	Wire Size	Strip Length	
		inches	mm
#20	#24 - #20	.21	5.33
#16	#20 - #16	.27	6.86
#12	#14 - #12	.27	6.86

Tooling

The following table represents the crimp tooling recommended for crimp contacts. Consult APP factory for ordering information.

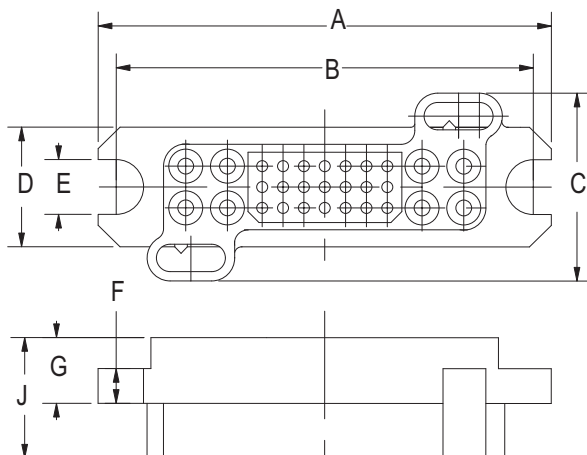
Part Number	Description	
PM1000G1	Four indent hand tool	
PM1001G1	Loose crimp piece machine - semi automatic	
Size (AWG)	Type	MIL-STD
12 to 24	Crimp Tool	M22520/1-01
	Turret Head and Locator	M22520/1-02
100G1	Insertion & Removal Tool Kit (#12, #16, #20 AWG contacts)	

DIMENSIONS

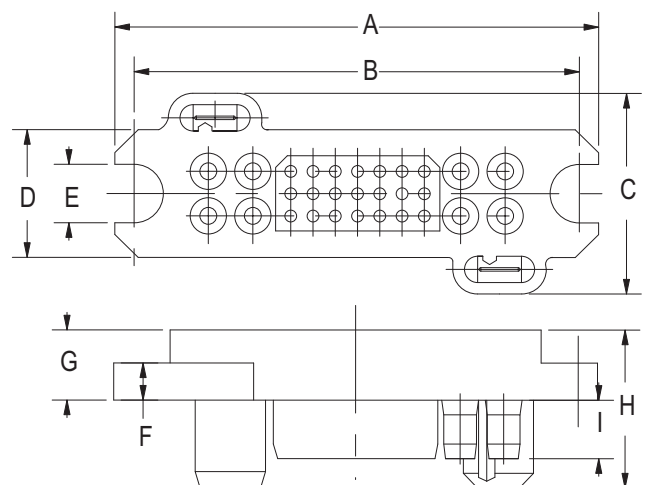
Housings Dimensions

	-A-	-B-	-C-	-D-	-E-
inches	3.26	3.0	1.33	0.86	0.40
mm	82.8	76.2	33.9	21.8	10.2
	-F-	-G-	-H-	-I-	-J-
inches	0.25	0.49	1.13	0.40	0.86
mm	6.4	12.4	28.7	10.2	21.8

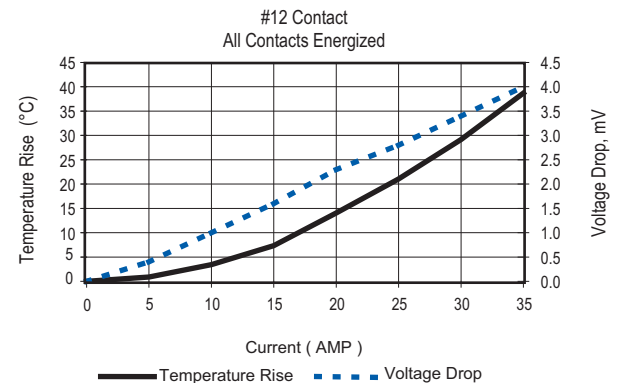
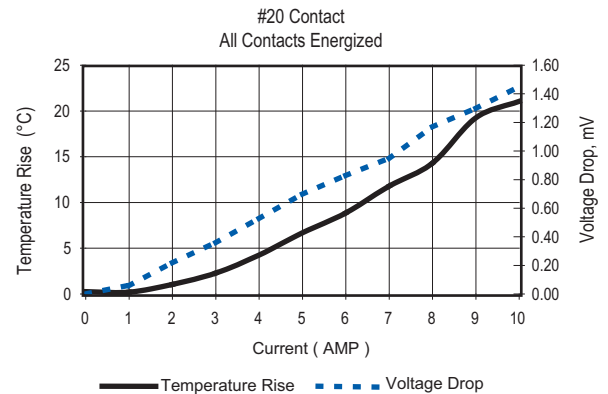
Pin Housing



Socket Housing



TEMPERATURE RISE CHARTS



All Data Subject To Change Without Notice

HEADQUARTERS: 13 Pratts Junction Road, P.O. Box 579, Sterling, MA 01564 T:978-422-3600 F:978-422-3700

EUROPE: Rathealy Road, Fermoy Co. Cork, Ireland T:353-(0)25-32277 F:353-(0)25-32296

ASIA/PACIFIC: IDEAL Anderson Asia Pacific Ltd., Unit 922-928 Topsail Plaza, 11 On Sum Street, Shatin N.T., Hong Kong T:852-2636-0836 F:852-2635-9036

CHINA: IDEAL Anderson Technologies (Shenzhen) Ltd., Block A8 Tantou W. Ind. Par, Songgang Baoan District, Shenzhen, P.R. China 51810 T: 86-755-2768-2118 F: 86-755-2768-2218

TAIWAN: IDEAL Anderson Asia Pacific Ltd., Taiwan Branch, 4F-2, No.116, Dadun 20th St., Situn District, Taichung City 407, Taiwan (R.O.C.) T: 886-4-2310-6451 F:886-4-2310-6460

www.andersonpower.com

Anderson Power Products new line of power drawer series connectors gives our customers more selections than ever to meet their power connector needs. These cost effective, mixed power and signal drawer connectors are manufactured using the same high quality standards that have made APP a leader in the power connector industry for years. The drawer series can be used for a wide range of drawer-type applications such as rectifiers, mainframe computers, telecommunications, and network equipment. If power and signal is required, let Anderson Power Products be "Your Best Connection."

FEATURES

- **Industry standard contacts**
Allows for cross mating with competitive product
- **Wide selection of contact termination**
Provides the designer a wide variety of packaging options
- **First-mate and last-mate capability**
Grounds and powers the system before mating of signal circuits
- **Integral guide pins**
Corrects misalignment during blind mating
- **Optional floating mount**
Reduces fatiguing stress on connectors during blindmating



PRODUCT SPECIFICATIONS

Electrical		#8	#12	#20	Materials	
Current Rating - amps		75	35	5	Insulator	PBT UL94 V-0
Voltage Rating - volts		600	600	600	Crimp Pin or Socket Body	Copper alloy
Voltage Drop mV		6.00	3.30	0.70	Solder Cup Pin or Socket Body	Brass
Insulator Dielectric Strength		2200 VDC			PCB Pin or Socket Body	Brass
Working Temperature Range		-40 to +125 degree °C			Female Contact	BeCu
Mechanical		#8	#12	#20	Contact Plating	
Insertion Force Per Contact - lbs		2.00	1.80	0.43	#8 & #12	Silver Over Nickel
- kg		0.91	0.82	0.20	#20 & #12AU	Gold Over Nickel
Extraction Force Per Contact - lbs		1.26	1.02	0.07		
- kg		0.57	0.46	0.03		



ORDERING INFORMATION

Housings Only

Part Number	Description
075MPF	Pin housing panel float mount
075MSP	Socket housing flush PCB mount
075MSF	Socket housing panel float mount

Socket Contacts

Part Number	Termination	Wire	
		AWG	sq. mm
SC20-GN	Crimp	#20	.5
SS20-GN	Solder cup	#20	.5
SP20-GN	PCB tail	#20	.5
SC12-SN	Crimp	#12	2.5
SS12-SN	Solder cup	#12	2.5
SP12-SN	PCB tail	#12	2.5
SC08-SN	Crimp	#8	10
SS08-SN	Solder cup	#8	10
SP08-SN	PCB tail	#8	10

* Gold Plating

Pin Contact

Part Number	Termination / Pin Length	Wire	
		AWG	sq. mm
PC20SGN	Crimp, standard	#20	.5
PC20FGN	Crimp, premate	#20	.5
PC20LGN	Crimp, postmate	#20	.5
PS20SGN	Solder cup, standard	#20	.5
PS20FGN	Solder cup, premate	#20	.5
PS20LGN	Solder cup, postmate	#20	.5
PP20SGN	PCB tail, standard	#20	.5
PP20FGN	PCB tail, premate	#20	.5
PP20LGN	PCB tail, postmate	#20	.5
PC12SGH	Crimp, standard	#12 hp*	2.5
PC12FGH	Crimp, premate	#12 hp*	2.5
PC12LGH	Crimp, postmate	#12 hp*	2.5
PS12SGH	Solder cup, standard	#12 hp*	2.5
PS12FGH	Solder cup, premate	#12 hp*	2.5
PS12LGH	Solder cup, postmate	#12 hp*	2.5
PP12SGH	PCB tail, standard	#12 hp*	2.5
PP12FGH	PCB tail, premate	#12 hp*	2.5
PP12LGH	PCB tail, postmate	#12 hp*	2.5
PC12SSN	Crimp, standard	#12	2.5
PC12FSN	Crimp, premate	#12	2.5
PC12LSN	Crimp, postmate	#12	2.5
PS12SSN	Solder cup, standard	#12	2.5

pin contact continued

Part Number	Termination / Pin Length	Wire	
		AWG	sq. mm
PS12FSN	Solder cup, premate	#12	2.5
PS12LSN	Solder cup, postmate	#12	2.5
PP12SSN	PCB tail, standard	#12	2.5
PP12FSN	PCB tail, premate	#12	2.5
PP12LSN	PCB tail, postmate	#12	2.5
PC08SSN	Crimp, standard	#8	10
PC08FSN	Crimp, premate	#8	10
PS08SSN	Solder cup, standard	#8	10
PS08FSN	Solder cup, premate	#8	10
PP08SSN	PCB tail, standard	#8	10
PP08FSN	PCB tail, premate	#8	10

Float Mount Screws

Part Number	Description
FMS6-32	Float mount shoulder screw 6-32 UNC2A
FMS8-32	Float mount shoulder screw 8-32 UNC2A
FMSM4-07	Float mount shoulder screw M4 x0.7

HEADQUARTERS: 13 Pratts Junction Road, P.O. Box 579, Sterling, MA 01564 T:978-422-3600 F:978-422-3700

EUROPE: Rathealy Road, Fermoy Co. Cork, Ireland T:353-(0)25-32277 F:353-(0)25-32296

ASIA/PACIFIC: IDEAL Anderson Asia Pacific Ltd., Unit 922-928 Topsail Plaza, 11 On Sum Street, Shatin N.T., Hong Kong T:852-2636-0836 F:852-2635-9036

CHINA: IDEAL Anderson Technologies (Shenzhen) Ltd., Block A8 Tantou W. Ind. Par, Songgang Baoan District, Shenzhen, PR. China 51810 T: 86-755-2768-2118 F: 86-755-2768-2218

TAIWAN: IDEAL Anderson Asia Pacific Ltd., Taiwan Branch, 4F-2, No.116, Dadun 20th St., Situn District, Taichung City 407, Taiwan (R.O.C.) T: 886-4-2310-6451 F:886-4-2310-6460

www.andersonpower.com

WIRE/TOOLING INFORMATION

Wire Strip Length

The following table represents Anderson Power Products recommended strip lengths for the wire.

Contact Size	Wire Size	inches	mm
#20	#24 - #20	0.21	5.3
#12	#14 - #12	0.27	6.9
#8	#10 - #8	0.50	12.7

Tooling

The following table represents the crimp tooling recommended for crimp contacts. Consult APP factory for ordering information.

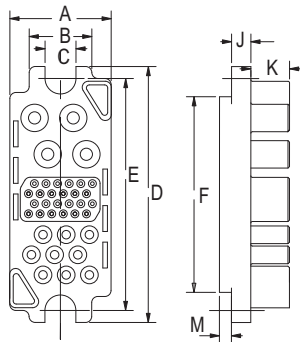
Part Number	Description	Size
PM1000G1	Four indent hand tool	12 AWG to 24 AWG
PM1001G1	Loose crimp piece machine	12 AWG to 24 AWG
Size	Type	MIL-STD
12 to 24	Crimp Tool	M22520/1-01
	Turret Head and Locator	M22520/1-02
8 to 10	Crimp Tool	M22520/23-01
	Indenter Head	M22520/23-02
	Locator	M22520/23-09
100G2	Insertion & Removal Tool Kit (#8, #12, #20 AWG contacts)	

DIMENSIONS

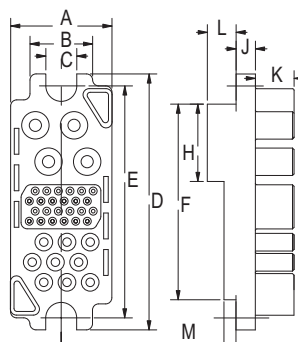
Housing Dimensions

	-A-	-B-	-C-	-D-	-E-
inches	1.31	.81	.40	3.31	3.0
mm	33.27	20.45	10.16	84.07	76.2
	-F-	-G-	-H-	-I-	-J-
inches	2.53	.49	1.0	.25	.25
mm	64.26	12.45	25.4	6.35	6.35
	-K-	-L-	-M-		
inches	.50	.39	.15		
mm	12.7	9.91	3.81		

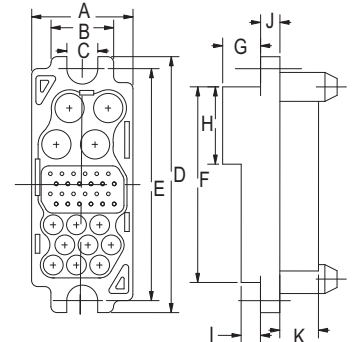
Socket Housing (PCB)



Socket Housing

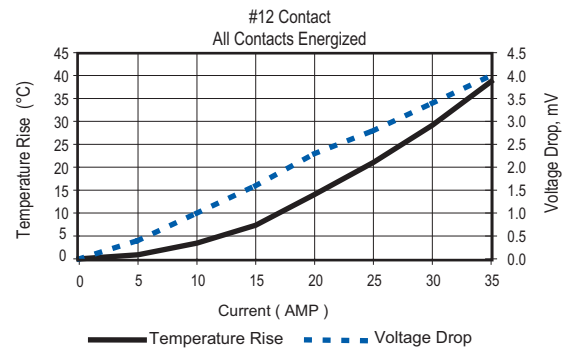
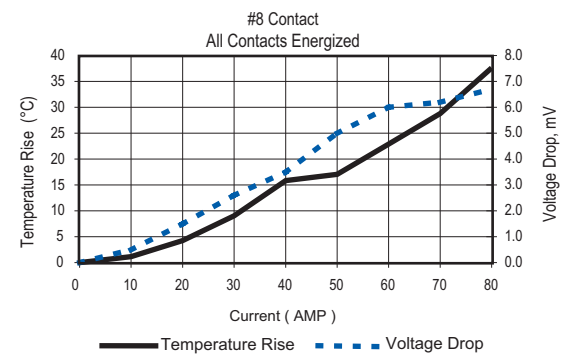
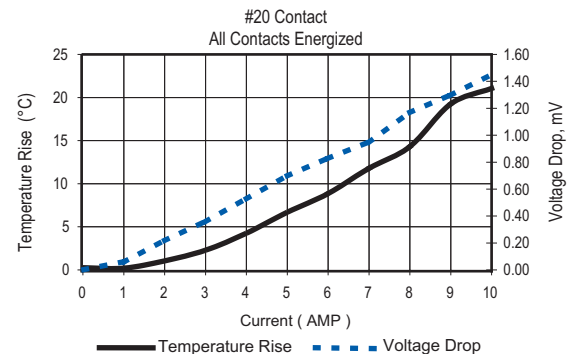


Pin Housing



All Data Subject To Change Without Notice

TEMPERATURE RISE CHARTS



HEADQUARTERS: 13 Pratts Junction Road, P.O. Box 579, Sterling, MA 01564 T:978-422-3600 F:978-422-3700

EUROPE: Rathealy Road, Fermoy Co. Cork, Ireland T:353-(0)25-32277 F:353-(0)25-32296

ASIA/PACIFIC: IDEAL Anderson Asia Pacific Ltd., Unit 922-928 Topsail Plaza, 11 On Sum Street, Shatin N.T., Hong Kong T:852-2636-0836 F:852-2635-9036

CHINA: IDEAL Anderson Technologies (Shenzhen) Ltd., Block A8 Tantou W. Ind. Par, Songgang Baoan District, Shenzhen, PR. China 51810 T: 86-755-2768-2118 F: 86-755-2768-2218

TAIWAN: IDEAL Anderson Asia Pacific Ltd., Taiwan Branch, 4F-2, No.116, Dadun 20th St., Situn District, Taichung City 407, Taiwan (R.O.C.) T: 886-4-2310-6451 F:886-4-2310-6460

www.andersonpower.com

Housing Part Numbers - Pin

	Old Elcon* Part Number	New Tyco Part Number	APP Part Number
75 amp Power Drawer housing part number Panel float mount housing for crimp contacts	261-0006-01100	1648162-1	075MPF
35 amp Power Drawer housing part number			
Pin housing #12, #20, #12	297-08-01100	1648203-1	035LDAP
Pin housing #12, #20, #16	297-10-01100	1648205-1	035LDBP
Pin housing #16, #20, #16	297-09-01100	1648204-1	035LDCP

Pin Contacts

Size	Contact Description	Mate	Plating	Old Elcon Part Number	New Tyco Part Number	APP Part Number
#20	Crimp	Standard	Gold	701-14-02109	1650155-1	PC20SGN
#20	Crimp	Premate	Gold	701-64-02109	1650161-1	PC20FGN
#20	Crimp	Postmate	Gold	701-65-02109	1650162-2	PC20LGN
#20	Solder cup	Standard	Gold	707-01-02109	N/A	PS20SGN
#20	Solder cup	Premate	Gold	707-38-02109	N/A	PS20FGN
#20	Solder cup	Postmate	Gold	707-05-02109	N/A	PS20LGN
#20	PCB Tail	Standard	Gold	707-06-02109	1650283-1	PP20SGN
#20	PCB Tail	Premate	Gold	707-39-02109	1650065-1	PP20FGN
#20	PCB Tail	Postmate	Gold	707-40-02109	1650226-1	PP20LGN
#16	Crimp	Standard	Silver	701-13-02107	1650154-1	PC16SSN
#16	Crimp	Premate	Silver	701-23-02107	1650160-1	PC16FSN
#16	Crimp	Postmate	Silver	701-46-02107	1648992-3	PC16LSN
#16	Solder cup	Standard	Silver	707-07-02107	N/A	PS16SSN
#16	Solder cup	Premate	Silver	707-13-02107	N/A	PS16FSN
#16	Solder cup	Postmate	Silver	707-41-02107	N/A	PS16LSN
#16	PCB Tail	Standard	Silver	707-34-02107	1650063-1	PP16SSN
#16	PCB Tail	Premate	Silver	707-42-02107	1650067-1	PP16FSN
#16	PCB Tail	Postmate	Silver	707-43-02107	1650070-1	PP16LSN
#12	Crimp	Standard	Silver	701-12-02107	1650153-1	PC12SSN
#12	Crimp	Premate	Silver	701-15-02107	1650156-1	PC12FSN
#12	Crimp	Postmate	Silver	701-16-02107	1650157-1	PC12LSN
#12	Solder cup	Standard	Silver	707-14-02107	N/A	PS12SSN
#12	Solder cup	Premate	Silver	707-44-02107	N/A	PS12FSN
#12	Solder cup	Postmate	Silver	707-45-02107	N/A	PS12LSN
#12	PCB Tail	Standard	Silver	707-16-02107	1650060-1	PP12SSN
#12	PCB Tail	Premate	Silver	707-47-02107	1650074-2	PP12LFN
#12	PCB Tail	Postmate	Silver	707-46-02107	1650073-2	PP12LSN
#8	Crimp	Standard	Silver	701-11-02107	1650152-3	PC08SSN
#8	PCB Tail	Standard	Silver	709-75-02107	1650462-2	PP08SSN

* Elcon is a registered trademark of Tyco / Electronics

HEADQUARTERS: 13 Pratts Junction Road, P.O. Box 579, Sterling, MA 01564 T:978-422-3600 F:978-422-3700

EUROPE: Rathealy Road, Fermoy Co. Cork, Ireland T:353-(0)25-32277 F:353-(0)25-32296

ASIA/PACIFIC: IDEAL Anderson Asia Pacific Ltd., Unit 922-928 Topsail Plaza, 11 On Sum Street, Shatin N.T., Hong Kong T:852-2636-0836 F:852-2635-9036

CHINA: IDEAL Anderson Technologies (Shenzhen) Ltd., Block A8 Tantou W. Ind. Par, Songgang Baoan District, Shenzhen, PR. China 51810 T: 86-755-2768-2118 F: 86-755-2768-2218

TAIWAN: IDEAL Anderson Asia Pacific Ltd., Taiwan Branch, 4F-2, No.116, Dadun 20th St., Situn District, Taichung City 407, Taiwan (R.O.C.) T: 886-4-2310-6451 F:886-4-2310-6460

www.andersonpower.com

Power Drawer Cross Reference

Housing Part Numbers - Socket

	Old Elcon*	New Tyco	APP
	Part Number	Part Number	Part Number
75 amp Power Drawer Housing Part Number			
Panel float mount housing for crimp contacts	262-0006-01100	1648167-1	075MSF
Flush PCB mount housing for PCB tail/solder contacts	262-0007-01100	1648168-1	075MSP
35 amp Power Drawer housing part number			
Socket housing #12, #20, #12	298-08-01100	1648206-1	035LDAS
Socket housing #12, #20, #16	298-10-01100	1648208-1	035LDBS
Socket housing #16, #20, #16	298-09-01100	1648207-1	035LDCS

Socket Contacts

				Old Elcon	New Tyco	APP
Size	Contact Description	Mate	Plating	Part Number	Part Number	Part Number
#20	Crimp	N/A	Gold	702-92-01109	1648325-1	SC20-GN
#20	Solder Cup	N/A	Gold	708-66-01109	N/A	SS20-GN
#16	PCB Tail	N/A	Gold	708-68-01109	1648382-1	SP20-GN
#16	Crimp	N/A	Silver	702-33-01107	1648319-1	SC16-SN
#16	Solder Cup	N/A	Silver	708-12-01107	N/A	SS16-SN
#12	PCB Tail	N/A	Silver	708-70-01107	1648383-1	SP16-SN
#12	Crimp	N/A	Silver	702-32-01107	1648318-1	SC12-SN
#12	Hot plug crimp	N/A	Gold	708-73-01109	1648384-1	SC12-GH
#12	Solder Cup	N/A	Silver	708-21-01107	N/A	SS12-SN
#12	Hot plug solder	N/A	Gold	708-76-01109	N/A	SS12-GH
#12	PCB tail	N/A	Silver	708-23-01107	1648374-1	SP12-SN
#8	Hot plug PCB	N/A	Gold	708-77-01109	1648387-1	SP12-GH
#8	Crimp	N/A	Silver	702-31-01107	1648317-1	SC08-SN
#8	Solder cup	N/A	Silver	708-27-01107	N/A	SS08-SN
#8	PCB Tail	N/A	Silver	709-81-01107	1648400-1	SP08-SN

Float Mount Screws

Description	Elcon	APP
	Part Number	Part Number
Float Mount Shoulder Screw 6-32 UNC2A	902-84-02113	FMS6-32
Float Mount Shoulder Screw 8-32 UNC2A	902-83-02113	FMS8-32
Float Mount Shoulder Screw M4 x0.7	903-19-02113	FMSM4-07

* Elcon is a registered trademark of Tyco / Electronics

All Data Subject To Change Without Notice

HEADQUARTERS: 13 Pratts Junction Road, P.O. Box 579, Sterling, MA 01564 T:978-422-3600 F:978-422-3700

EUROPE: Rathealy Road, Fermoy Co. Cork, Ireland T:353-(0)25-32277 F:353-(0)25-32296

ASIA/PACIFIC: IDEAL Anderson Asia Pacific Ltd., Unit 922-928 Topsail Plaza, 11 On Sum Street, Shatin N.T., Hong Kong T:852-2636-0836 F:852-2635-9036

CHINA: IDEAL Anderson Technologies (Shenzhen) Ltd., Block A8 Tantou W. Ind. Par, Songgang Baoan District, Shenzhen, PR. China 51810 T: 86-755-2768-2118 F: 86-755-2768-2218

TAIWAN: IDEAL Anderson Asia Pacific Ltd., Taiwan Branch, 4F.-2, No.116, Dadun 20th St., Situn District, Taichung City 407, Taiwan (R.O.C.) T: 886-4-2310-6451 F:886-4-2310-6460

www.andersonpower.com

PowerMod® Connector Part Number Plan

Series		Rows	# Poles	Gender	Contact		Latch	Mounting			Customized Connector			
P	M	1	0	3	M	B	A	L	C	H	-	X	X	X
1											Consult factory for options			
2											OO - None			
3											SB - R/A PCB Snap Bracket			
1 Row - 03, 04, 06, 08											HB - R/A PCB Bracket with Hole			
2 Row - 06, 08, 12, 16											ST - Self-tapping screws for straight PCB mount			
3 Row - 09, 12, 18, 24, 30											SP - Push in Pins for straight PCM Mount			
M-Male											CH - With clam-shell hood			
F-Female											PC - Panel Clip			
OO - None (Crimp contacts ordered separately)											MC - Mounting Clip			
BA - Straight PCB Solder Tail Length - RoHS compliant (.146)											SC - Screws for 1.6mm panel mount			
RA - R/A PCB Solder Tail Length - RoHS compliant (.146)											BM - Blind Mate Panel			
								L - Connector with latch						
								O - No Latch						

PowerMod® Crimp Contact Part Number Plan

Series		Size		Gender	Wire Size				Length	Plating	
P	M	1	6	S	1	6	2	0	S	3	0
16											
P for pin											
S for socket											
12 - 12 AWG											
1416 - 14 to 16 AWG											
1620 - 16 to 20 AWG											
2024 - 20 to 24 AWG											
S - Standard (used for all socket contacts and 7.7mm pins)											
A - Pre-mate 9.3mm pin											
B - Pre-mate 8.5mm pin											
C - Pre-mate 6.4mm pin											
30 - Sockets: Sn / Pb (non-RoHS complaint)											
30 - Pin: Au / Ni (RoHS compliant)											
32 - Socket: Sn / Ni (RoHS complaint)											

HEADQUARTERS: 13 Pratts Junction Road, P.O. Box 579, Sterling, MA 01564 T:978-422-3600 F:978-422-3700


EUROPE: Rathealy Road, Fermoy Co. Cork, Ireland T:353-(0)25-32277 F:353-(0)25-32296

ASIA/PACIFIC: IDEAL Anderson Asia Pacific Ltd., Unit 922-928 Topsail Plaza, 11 On Sum Street, Shatin N.T., Hong Kong T:852-2636-0836 F:852-2635-9036

CHINA: IDEAL Anderson Technologies (Shenzhen) Ltd., Block A8 Tantou W. Ind. Par, Songgang Baoan District, Shenzhen, PR. China 51810 T: 86-755-2768-2118 F: 86-755-2768-2218

TAIWAN: IDEAL Anderson Asia Pacific Ltd., Taiwan Branch, 4F-2, No.116, Dadun 20th St., Situn District, Taichung City 407, Taiwan (R.O.C.) T: 886-4-2310-6451 F:886-4-2310-6460

www.andersonpower.com



FEATURES

- **High performance #16 contact**
Rated to 30 amps per UL 1977 and IEC512-3 test 5a
- **Mechanical polarized housings**
Housings only mate one-way, ensuring proper circuit mating
- **PCB, panel or cable mounting**
Product flexibility for a wide variety of system packaging
- **Optional positive latches and back shells**
Provides additional safety and security
- **Optional sequential contact mating**
Up to 4 pin contact lengths can be specified to create Make First / Break Last and Make Last / Break First circuits

PRODUCT RANGE

Current Rating (Amperes)	30
Voltage Ratings (Volts AC/DC)	600
Contact Wire Range (AWG) (mm²) *	#24 to #12 0.25 to 4.0
Number of Poles	3 to 30
AVG Contact Resistance (micro-ohms)	3 milliohms
Dielectric Withstanding Voltage	2200 V
Durability	To 1,000 cycles
Operating Temperature Range °C °F	-55° to 180° -67° to 356°
Flammability Rating of Housing Material	UL94 V-0



* Stranding, IEC class 5 or lower

PRODUCT INFORMATION

The Anderson Power Product's PowerMod® connector family was developed to provide a high density power connector system with maximum design flexibility.

The product family is available in 13 sizes:

- Single row 3, 4, 6 and 8 circuit connector
- Two row 6, 8, 12 and 16 circuit connectors
- Three row 9, 12, 18, 24 and 30 circuit connectors

The PowerMod® connector family can be configured for almost any application;

- Male PCB solder mount straight and right angle
- Female PCB solder mount straight and right angle
- Male cable to cable straight
- Female cable to cable straight

The product family also offers optional positive latches, back shells and panel mounting clips.

The PowerMod® connector family offers even more application flexibility with up to four sequential pin mating options for Mate First / Break Last and Make Last / Break First circuits.

All Data Subject To Change Without Notice

HEADQUARTERS: 13 Pratts Junction Road, P.O. Box 579, Sterling, MA 01564 T:978-422-3600 F:978-422-3700

EUROPE: Rathealy Road, Fermoy Co. Cork, Ireland T:353-(0)25-32277 F:353-(0)25-32296

ASIA/PACIFIC: IDEAL Anderson Asia Pacific Ltd., Unit 922-928 Topsail Plaza, 11 On Sum Street, Shatin N.T., Hong Kong T:852-2636-0836 F:852-2635-9036

CHINA: IDEAL Anderson Technologies (Shenzhen) Ltd., Block A8 Tantou W. Ind. Par, Songgang Baoan District, Shenzhen, P.R. China 51810 T: 86-755-2768-2118 F: 86-755-2768-2218

TAIWAN: IDEAL Anderson Asia Pacific Ltd., Taiwan Branch, 4F.-2, No.116, Dadun 20th St., Situn District, Taichung City 407, Taiwan (R.O.C.) T: 886-4-2310-6451 F:886-4-2310-6460

www.andersonpower.com

The PowerMod® connector family offers minimum size and high power. The high performance contacts and insulator are rated for 30 amps continuous. Applications requiring lower operating temperatures can be de-rated using our current-temperature chart.

The one row female PowerMod connectors are offered in 3, 4, 6 and 8 circuit sizes. The connectors are available with straight crimp, straight PCB or right angle PCB contacts.

APP connectors are manufactured using the finest materials and world-class manufacturing processes. They embody the highest quality in the industry and meet all applicable industry standards.

FEATURES

• High performance contacts

Rated to 30 amps per IEC 512-3

• Mechanically polarized housings


Only mate one-way, ensuring proper mating

• High reliability positive retention latches

Are made from stainless steel to provide optimum performance

• PCB, panel or cable mounting

A wide variety of contact styles with optional mounting brackets, panel clips and back-shell hoods provide broad design flexibility



SPECIFICATIONS

Electrical

Current rating	30 Amps
IEC 512-3, UL 1977	
Voltage Rating UL & CSA	600 Volts (AC/DC)
Creepage/Clearance Distance	3.2 mm (.125") Min
Contact Resistance per IEC 512-2	3 milliohms
Dielectric Strength per IEC 512-2	2200 V
Contact Wire Range (AWG)	#24 to #12
(mm²) *	0.25 to 4.0
Operating Temperature Range °C	-55° to 180°
°F	-67° to 356°



File No. E26226

* Stranding, IEC class 5 or lower

Mechanical

Connect/Disconnect Cycles	1000 cycles
No Load per IEC 512-5	
Mating/Unmating Force per IEC 512-13	10 oz (3N) avg.
Contact Retention per IEC 512-8	18 lb (80N) Crimp
	9 lb (40N) PCB Connector
Materials	
Insulator	PPS UL94 V-0, material group IIIa
Socket Body	Copper alloy, 200 µ inch Sn Bright over Ni
Socket Contact	BeCu, 30 µ inch Au over Ni
Retention Clips	Stainless steel
Hoods	PBT UL94 V-0

ORDERING INFORMATION

PowerMod Part Number Plan - One Row Female

Series Rows # Poles Gender Contact Latch Mounting Customized Connector

P	M	1	0	3	F	B	A	L	C	H	-	X	X	X
---	---	---	---	---	---	---	---	---	---	---	---	---	---	---

1
03, 04, 06, 08 Poles

F - Female

OO - None (Crimp contacts ordered separately)
BA - Straight PCB Solder Standard Length-RoHS
RA - R/A PCB Solder Standard Length-RoHS

OO - None
SB - R/A PCB Snap Bracket
HB - R/A PCB Bracket with Hole
ST - Self-tapping screws for straight PCB mount
SP - Push in fastener for straight PCB mount
CH - With clam-shell hood
PC - Panel Clip
MC - Mounting Clip
SC - Screw for 1.6mm panel mount

L - Connector with latch (standard for contact type OO)
O - No latch

Consult factory for options

Crimp Contacts

Part Number	Description
PM16S2024S32	Socket AWG 24-20
PM16S1620S32	Socket AWG 20-16
PM16S1416S32	Socket AWG 16-14
PM16S12S32	Socket AWG 12

Tooling

Part Number	Description
PM1000G1	Four indent hand tool
PM1001G1	Loose crimp piece machine - semi automatic
PM1002G1	Contact insertion tool
PM1003G1	Contact extraction tool

HEADQUARTERS: 13 Pratts Junction Road, P.O. Box 579, Sterling, MA 01564 T:978-422-3600 F:978-422-3700

EUROPE: Rathealy Road, Fermoy Co. Cork, Ireland T:353-(0)25-32277 F:353-(0)25-32296

ASIA/PACIFIC: IDEAL Anderson Asia Pacific Ltd., Unit 922-928 Topsail Plaza, 11 On Sum Street, Shatin N.T., Hong Kong T:852-2636-0836 F:852-2635-9036

CHINA: IDEAL Anderson Technologies (Shenzhen) Ltd., Block A8 Tantou W. Ind. Par, Songgang Baoan District, Shenzhen, PR. China 51810 T: 86-755-2768-2118 F: 86-755-2768-2218

TAIWAN: IDEAL Anderson Asia Pacific Ltd., Taiwan Branch, 4F-2, No.116, Dadun 20th St., Situn District, Taichung City 407, Taiwan (R.O.C.) T: 886-4-2310-6451 F:886-4-2310-6460

www.andersonpower.com

One Row Cable Connector (female)

ORDERING INFORMATION

Panel Mount With Screws

Part Number	Description
PM103FOOLSC	1x3 FEMALE Cable Connector
PM104FOOLSC	1x4 FEMALE Cable Connector
PM106FOOLSC	1x6 FEMALE Cable Connector
PM108FOOLSC	1x8 FEMALE Cable Connector

Panel Mount With Mounting Clip

Part Number	Description
PM103FOOLMC	1x3 FEMALE Cable Connector
PM104FOOLMC	1x4 FEMALE Cable Connector
PM106FOOLMC	1x6 FEMALE Cable Connector
PM108FOOLMC	1x8 FEMALE Cable Connector

With Snap-in Panel Clip

Part Number	Description
PM103FOOLPC	1x3 FEMALE Cable Connector
PM104FOOLPC	1x4 FEMALE Cable Connector
PM106FOOLPC	1x6 FEMALE Cable Connector
PM108FOOLPC	1x8 FEMALE Cable Connector

With Clam Shell Hood & Strain Relief

Part Number	Description
PM103FOOLCH	1x3 FEMALE Cable Connector
PM104FOOLCH	1x4 FEMALE Cable Connector
PM106FOOLCH	1x6 FEMALE Cable Connector
PM108FOOLCH	1x8 FEMALE Cable Connector

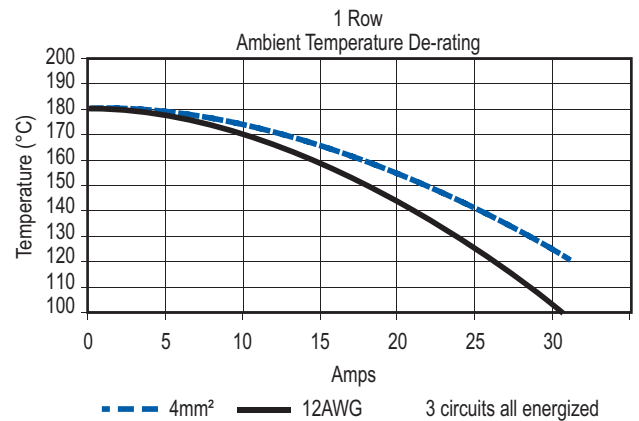
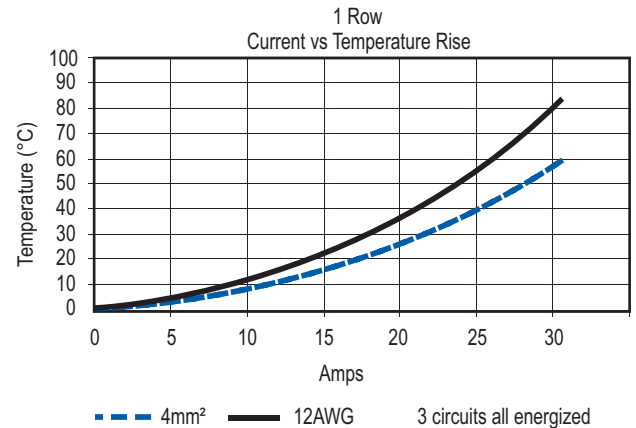
Tooling

Part Number	Mil-Standard	Description	Wire Size AWG (sq. mm)
PM1000G1	Consult Factory	Four Indent Hand Tool	24/12 (0.25/4.0)
TM0001	M22520/1-01	AF8 hand tool	24/12 (0.25/4.0)
TP0001	Consult Factory	WA27F pneumatic crimp tool	24/12 (0.25/4.0)
TL0001*	Consult Factory	Turret & locator for TM0001 & TP0001	24/12 (0.25/4.0)
TL0002**	Consult Factory	Turret & locator for TM0001 & TP0001	24/12 (0.25/4.0)
TL0004	M22520/1-03	Turret & locator for TM0001 & TP0001	24/12 (0.25/4.0)
PM1001G1	Consult Factory	Semi automatic loose piece crimp machine	24/12 (0.25/4.0)

* Turret head & locator for PowerMod pin contacts only

** Turret head & locator for PowerMod socket contacts only

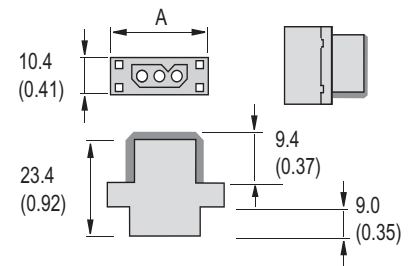
TEMPERATURE CHARTS



DIMENSIONS - mm(in.)

Cable Connector

ROWS CONTACTS	-A- mm	in.
1 - 03	28.5	1.12
1 - 04	33.5	1.32
1 - 06	43.5	1.71
1 - 08	53.5	2.11

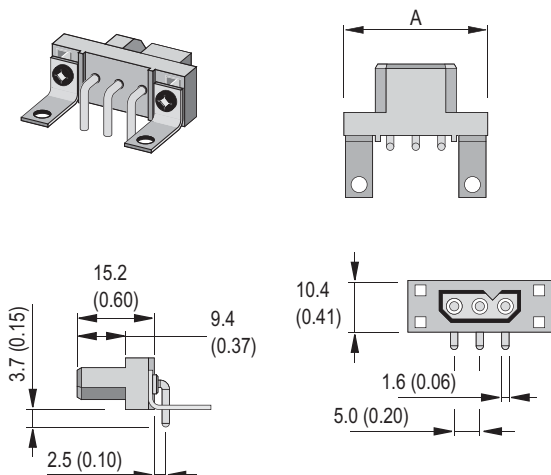


See accessory section for panel clip and mounting clip cut-out dimensions.

One Row Right Angle PCB (female)

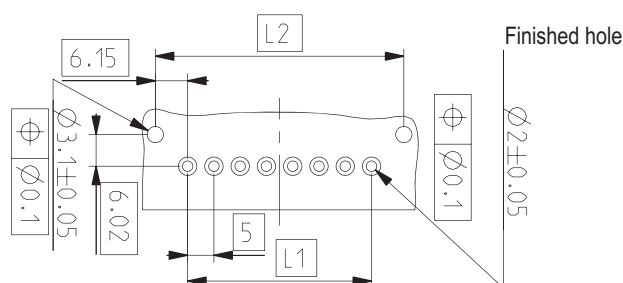
DIMENSIONS - mm(in.)

1 Row - PCB Right Angle Connector



1 Row - PCB Hole Layout For Right Angle Connector

ROWS CONTACTS	A		L1		L2	
	mm	in.	mm	in.	mm	in.
1 - 03	28.5	1.12	10	0.39	22.3	0.88
1 - 04	33.5	1.32	15	0.59	27.3	1.07
1 - 06	43.5	1.71	25	0.98	37.3	1.47
1 - 08	53.5	2.11	35	1.38	47.3	1.86



ORDERING INFORMATION

With Latch

Part Number	Description
PM103FRALOO	1x3 FEMALE Right Angle PCB Solder
PM104FRALOO	1x4 FEMALE Right Angle PCB Solder
PM106FRALOO	1x6 FEMALE Right Angle PCB Solder
PM108FRALOO	1x8 FEMALE Right Angle PCB Solder

Snap Bracket & Latch

Part Number	Description
PM103FRALSB	1x3 FEMALE Right Angle PCB Solder
PM104FRALSB	1x4 FEMALE Right Angle PCB Solder
PM106FRALSB	1x6 FEMALE Right Angle PCB Solder
PM108FRALSB	1x8 FEMALE Right Angle PCB Solder

Bracket With Hole & Latch

Part Number	Description
PM103FRALHB	1x3 FEMALE Right Angle PCB Solder
PM104FRALHB	1x4 FEMALE Right Angle PCB Solder
PM106FRALHB	1x6 FEMALE Right Angle PCB Solder
PM108FRALHB	1x8 FEMALE Right Angle PCB Solder

No Latch

Part Number	Description
PM103FRAOOO	1x3 FEMALE Right Angle PCB Solder
PM104FRAOOO	1x4 FEMALE Right Angle PCB Solder
PM106FRAOOO	1x6 FEMALE Right Angle PCB Solder
PM108FRAOOO	1x8 FEMALE Right Angle PCB Solder

Snap Bracket & No Latch

Part Number	Description
PM103FRAOSB	1x3 FEMALE Right Angle PCB Solder
PM104FRAOSB	1x4 FEMALE Right Angle PCB Solder
PM106FRAOSB	1x6 FEMALE Right Angle PCB Solder
PM108FRAOSB	1x8 FEMALE Right Angle PCB Solder

Bracket With Hole & No Latch

Part Number	Description
PM103FRAOHB	1x3 FEMALE Right Angle PCB Solder
PM104FRAOHB	1x4 FEMALE Right Angle PCB Solder
PM106FRAOHB	1x6 FEMALE Right Angle PCB Solder
PM108FRAOHB	1x8 FEMALE Right Angle PCB Solder

PCB contacts and mounting accessories are designed for a board thickness of 1.60mm (.063) with a contact protrusion of 2.10 (.083).
Other contact lengths are available upon request.

HEADQUARTERS: 13 Pratts Junction Road, P.O. Box 579, Sterling, MA 01564 T:978-422-3600 F:978-422-3700

EUROPE: Rathealy Road, Fermoy Co. Cork, Ireland T:353-(0)25-32277 F:353-(0)25-32296

ASIA/PACIFIC: IDEAL Anderson Asia Pacific Ltd., Unit 922-928 Topsail Plaza, 11 On Sum Street, Shatin N.T., Hong Kong T:852-2636-0836 F:852-2635-9036

CHINA: IDEAL Anderson Technologies (Shenzhen) Ltd., Block A8 Tantou W. Ind. Par, Songgang Baoan District, Shenzhen, PR. China 51810 T: 86-755-2768-2118 F: 86-755-2768-2218

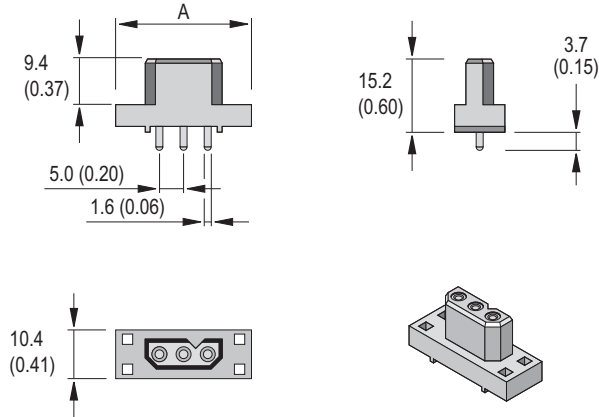
TAIWAN: IDEAL Anderson Asia Pacific Ltd., Taiwan Branch, 4F-2, No.116, Dadun 20th St., Situn District, Taichung City 407, Taiwan (R.O.C.) T: 886-4-2310-6451 F:886-4-2310-6460

www.andersonpower.com

One Row Straight PCB (female)

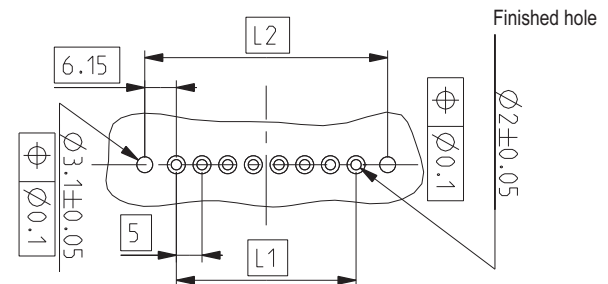
DIMENSIONS - mm(in.)

1 Row - PCB Straight Solder Connector



1 Row - PCB Hole Layout For Straight Solder Connector

ROWS CONTACTS	A mm	in.	L1 mm	in.	L2 mm	in.
1 - 03	28.5	1.12	10	0.39	22.3	0.88
1 - 04	33.5	1.32	15	0.59	27.3	1.07
1 - 06	43.5	1.71	25	0.98	37.3	1.47
1 - 08	53.5	2.11	35	1.38	47.3	1.86



ORDERING INFORMATION

With Latch

Part Number	Description
PM103FBALOO	1x3 FEMALE Straight PCB Solder
PM104FBALOO	1x4 FEMALE Straight PCB Solder
PM106FBALOO	1x6 FEMALE Straight PCB Solder
PM108FBALOO	1x8 FEMALE Straight PCB Solder

No Latch

Part Number	Description
PM103FBAOOO	1x3 FEMALE Straight PCB Solder
PM104FBAOOO	1x4 FEMALE Straight PCB Solder
PM106FBAOOO	1x6 FEMALE Straight PCB Solder
PM108FBAOOO	1x8 FEMALE Straight PCB Solder

Push On PCB Fastener & Latch

Part Number	Description
PM103FBALSP	1x3 FEMALE Straight PCB Solder
PM104FBALSP	1x4 FEMALE Straight PCB Solder
PM106FBALSP	1x6 FEMALE Straight PCB Solder
PM108FBALSP	1x8 FEMALE Straight PCB Solder

Push On PCB Fastener & No Latch

Part Number	Description
PM103FBAOSP	1x3 FEMALE Straight PCB Solder
PM104FBAOSP	1x4 FEMALE Straight PCB Solder
PM106FBAOSP	1x6 FEMALE Straight PCB Solder
PM108FBAOSP	1x8 FEMALE Straight PCB Solder

Self-tapping Screws For PCB Mount & Latch

Part Number	Description
PM103FBALST	1x3 FEMALE Straight PCB Solder
PM104FBALST	1x4 FEMALE Straight PCB Solder
PM106FBALST	1x6 FEMALE Straight PCB Solder
PM108FBALST	1x8 FEMALE Straight PCB Solder

Self-tapping Screws For PCB Mount & No Latch

Part Number	Description
PM103FBAOST	1x3 FEMALE Straight PCB Solder
PM104FBAOST	1x4 FEMALE Straight PCB Solder
PM106FBAOST	1x6 FEMALE Straight PCB Solder
PM108FBAOST	1x8 FEMALE Straight PCB Solder

PCB contacts and mounting accessories are designed for a board thickness of 1.60mm (.063) with a contact protrusion of 2.10 (.083).
Other contact lengths are available upon request.

All Data Subject To Change Without Notice

HEADQUARTERS: 13 Pratts Junction Road, P.O. Box 579, Sterling, MA 01564 T:978-422-3600 F:978-422-3700

EUROPE: Rathealy Road, Fermoy Co. Cork, Ireland T:353-(0)25-32277 F:353-(0)25-32296

ASIA/PACIFIC: IDEAL Anderson Asia Pacific Ltd., Unit 922-928 Topsail Plaza, 11 On Sum Street, Shatin N.T., Hong Kong T:852-2636-0836 F:852-2635-9036

CHINA: IDEAL Anderson Technologies (Shenzhen) Ltd., Block A8 Tantou W. Ind. Par, Songgang Baoan District, Shenzhen, PR. China 51810 T: 86-755-2768-2118 F: 86-755-2768-2218

TAIWAN: IDEAL Anderson Asia Pacific Ltd., Taiwan Branch, 4F-2, No.116, Dadun 20th St., Situn District, Taichung City 407, Taiwan (R.O.C.) T: 886-4-2310-6451 F:886-4-2310-6460

www.andersonpower.com

The PowerMod® connector family offers minimum size and high power. The high performance contacts and insulator are rated for 30 amps continuous. Applications requiring lower operating temperatures can be de-rated using our current-temperature chart.

The one row male PowerMod connectors are offered in 3, 4, 6 and 8 circuit sizes. The connectors are available with straight crimp, straight PCB or right angle PCB contacts.

APP connectors are manufactured using the finest materials and world-class manufacturing processes. They embody the highest quality in the industry and meet all applicable industry standards.

FEATURES

- Mechanically polarized housings

Only mate one-way, ensuring proper mating

- **High reliability positive retention latches**

Are made from stainless steel to provide optimum performance

- PCB, panel or cable mounting

A wide variety of contact styles with optional mounting brackets, panel clips and back-shell hoods provide broad design flexibility

- **Optional sequential contact mating**

4 pin contact lengths can be custom specified for make-first/break-last or make-last/break-first circuits



SPECIFICATIONS

Electrical

Current rating	
IEC 512-3, UL 1977	30 Amps
Voltage Rating UL & CSA	600 Volts (AC/DC)
Creepage/Clearance Distance	3.2 mm (.125") Min
Contact Resistance per IEC 512-2	3 milliohms
Dielectric Strength per IEC 512-2	2200 V
Contact Wire Range (AWG)	#24 to #12
(mm ²) *	0.25 to 4.0
Operating Temperature Range °C	-55° to 180°
°F	-67° to 356°



CA US File No. E26226

* Stranding: IEC class 5 or lower

Mechanical

Connect/Disconnect Cycles	
No Load per IEC 512-5	1000 cycles
Mating/Unmating Force per IEC 512-13	10 oz (3N) avg.
Contact Retention per IEC 512-8	18 lb (80N) Crimp 9 lb (40N) PCB Connector

Materials

Insulator	PPS UL94 V-0, material group IIIa
Pins	Copper alloy, 10 μ inch Au over Ni
Tail Solder (PCB contacts)	Sn/Ag/Cu (lead free)
Retention Clips	Stainless steel
Hoods	PBT UL94 V-0

ORDERING INFORMATION

PowerMod Part Number Plan - One Row Male

Series	Rows	# Poles	Gender	Contact	Latch	Mounting	Customized Connector
P	M	1	0 3	M	B A	L C H	- X X X
1							Consult factory for options
03, 04, 06, 08 Poles						OO - None SB - R/A PCB Snap Bracket HB - R/A PCB Bracket with Hole ST - Self-tapping screws for straight PCB mount SP - Push in fastener for straight PCB mount CH - With clam-shell hood PC - Panel Clip MC - Mounting Clip SC - Screw for 1.6mm panel mount	
M - Male							
OO - None (Crimp contacts ordered separately)							
BA - Straight PCB Solder Standard Length-RoHS							
RA - R/A PCB Solder Standard Length-RoHS							
						L - Connector with latch (standard for contact type OO) O - No latch	

Tooling

Part Number	Description	Part Number	Description
PM1000G1	Four indent hand tool	PM1002G1	Contact insertion tool
PM1001G1	Loose crimp piece machine (semi/auto)	PM1003G1	Contact extraction tool

Crimp Contacts

Part Number	Description
Standard Length 7.7mm	
PM16P2024S30	AWG 24-20
PM16P1620S30	AWG 20-16
PM16P1416S30	AWG 16-14
PM16P12S30	AWG 12
Pre-Mate 9.3mm	
PM16P2024A30	AWG 24-20
PM16P1620A30	AWG 20-16
PM16P1416A30	AWG 16-14
PM16P12A30	AWG 12
Pre-Mate 8.5mm	
PM16P2024B30	AWG 24-20
PM16P1620B30	AWG 20-16
PM16P1416B30	AWG 16-14
PM16P12B30	AWG 12
Post-Mate 6.6mm	
PM16P2024C30	AWG 24-20
PM16P1620C30	AWG 20-16
PM16P1416C30	AWG 16-14
PM16P12C30	AWG 12

HEADQUARTERS: 13 Pratts Junction Road, P.O. Box 579, Sterling, MA 01564 T:978-422-3600 F:978-422-3700

EUROPE: Rathealy Road, Fermoy Co. Cork, Ireland T:353-(0)25-32277 F:353-(0)25-32296

ASIA/PACIFIC: IDEAL Anderson Asia Pacific Ltd., Unit 922-928 Topsail Plaza, 11 On Sum Street, Shatin N.T., Hong Kong T:852-2636-0836 F:852-2635-9036

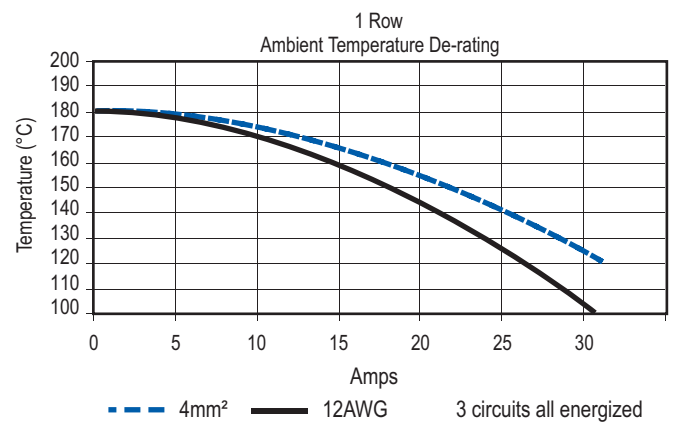
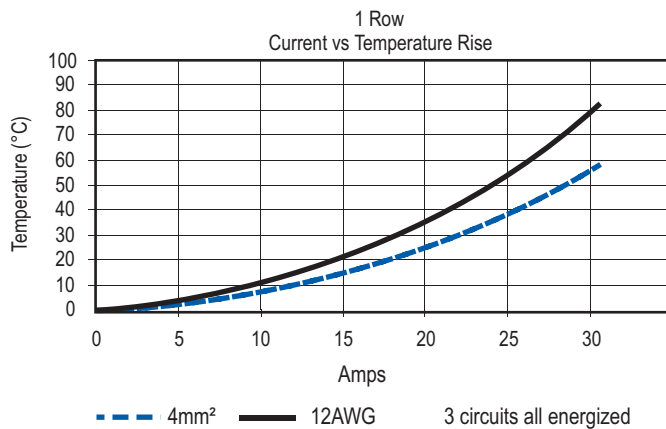
CHINA: IDEAL Anderson Technologies (Shenzhen) Ltd., Block A8 Tantou W. Ind. Par, Songgang Baoan District, Shenzhen, PR. China 51810 T: 86-755-2768-2118 F: 86-755-2768-2218

TAIWAN: IDEAL Anderson Asia Pacific Ltd., Taiwan Branch, 4F-2, No.116, Dadun 20th St., Situn District, Taichung City 407, Taiwan (R.O.C.) T: 886-4-2310-6451 F:886-4-2310-6460

www.andersonpower.com

One Row Cable Connector (male)

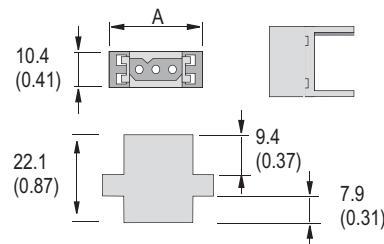
TEMPERATURE CHARTS



DIMENSIONS - mm(in.)

Cable Connector

ROWS CONTACTS	-A- mm	in.
1 - 03	28.5	1.12
1 - 04	33.5	1.32
1 - 06	43.5	1.71
1 - 08	53.5	2.11



See accessory section for panel clip and mounting clip cut-out dimensions.

ORDERING INFORMATION

Cable Connector

Part Number	Description
PM103MOOLOO	1x3 PIN Cable Connector
PM104MOOLOO	1x4 PIN Cable Connector
PM106MOOLOO	1x6 PIN Cable Connector
PM108MOOLOO	1x8 PIN Cable Connector

Panel Mount With Mounting Clip

Part Number	Description
PM103MOOLMC	1x3 PIN Cable Connector
PM104MOOLMC	1x4 PIN Cable Connector
PM106MOOLMC	1x6 PIN Cable Connector
PM108MOOLMC	1x8 PIN Cable Connector

With Clam Shell Hood & Strain Relief

Part Number	Description
PM103MOOLCH	1x3 PIN Cable Connector
PM104MOOLCH	1x4 PIN Cable Connector
PM106MOOLCH	1x6 PIN Cable Connector
PM108MOOLCH	1x8 PIN Cable Connector

Panel Mount With Screws

Part Number	Description
PM103MOOLSC	1x3 PIN Cable Connector
PM104MOOLSC	1x4 PIN Cable Connector
PM106MOOLSC	1x6 PIN Cable Connector
PM108MOOLSC	1x8 PIN Cable Connector

With Snap-in Panel Clip

Part Number	Description
PM103MOOLPC	1x3 PIN Cable Connector
PM104MOOLPC	1x4 PIN Cable Connector
PM106MOOLPC	1x6 PIN Cable Connector
PM108MOOLPC	1x8 PIN Cable Connector

HEADQUARTERS: 13 Pratts Junction Road, P.O. Box 579, Sterling, MA 01564 T:978-422-3600 F:978-422-3700

EUROPE: Rathealy Road, Fermoy Co. Cork, Ireland T:353-(0)25-32277 F:353-(0)25-32296

ASIA/PACIFIC: IDEAL Anderson Asia Pacific Ltd., Unit 922-928 Topsail Plaza, 11 On Sum Street, Shatin N.T., Hong Kong T:852-2636-0836 F:852-2635-9036

CHINA: IDEAL Anderson Technologies (Shenzhen) Ltd., Block A8 Tantou W. Ind. Par, Songgang Baoan District, Shenzhen, PR. China 51810 T: 86-755-2768-2118 F: 86-755-2768-2218

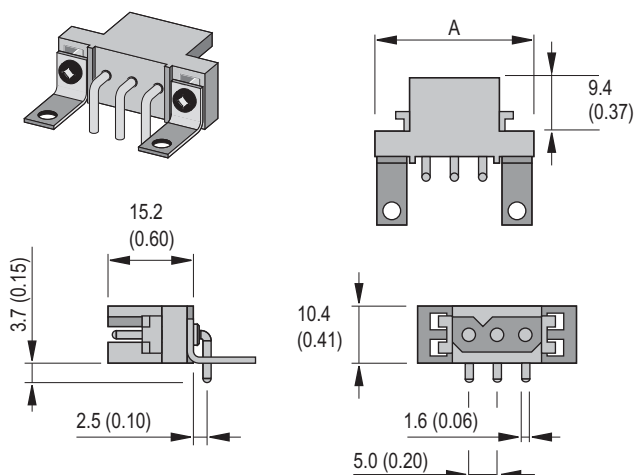
TAIWAN: IDEAL Anderson Asia Pacific Ltd., Taiwan Branch, 4F-2, No.116, Dadun 20th St., Situn District, Taichung City 407, Taiwan (R.O.C.) T: 886-4-2310-6451 F:886-4-2310-6460

www.andersonpower.com

One Row Right Angle PCB (male)

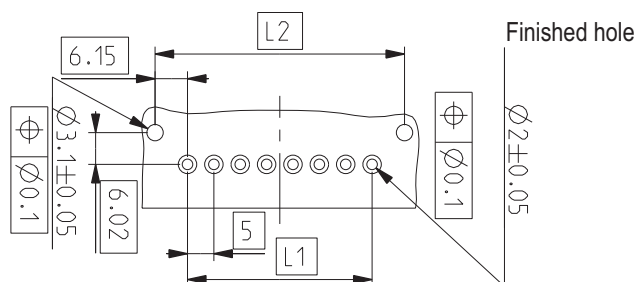
DIMENSIONS - mm(in.)

1 Row - PCB Right Angle Connector



1 Row - PCB Hole Layout For Right Angle Connector

ROWS CONTACTS	A		L1		L2	
	mm	in.	mm	in.	mm	in.
1 - 03	28.5	1.12	10	0.39	22.3	0.88
1 - 04	33.5	1.32	15	0.59	27.3	1.07
1 - 06	43.5	1.71	25	0.98	37.3	1.47
1 - 08	53.5	2.11	35	1.38	47.3	1.86



ORDERING INFORMATION

With Latch

Part Number	Description
PM103MRALOO	1x3 PIN Right Angle PCB Solder
PM104MRALOO	1x4 PIN Right Angle PCB Solder
PM106MRALOO	1x6 PIN Right Angle PCB Solder
PM108MRALOO	1x8 PIN Right Angle PCB Solder

No Latch

Part Number	Description
PM103MRAOOO	1x3 PIN Right Angle PCB Solder
PM104MRAOOO	1x4 PIN Right Angle PCB Solder
PM106MRAOOO	1x6 PIN Right Angle PCB Solder
PM108MRAOOO	1x8 PIN Right Angle PCB Solder

Right Angle PCB Snap Bracket & Latch

Part Number	Description
PM103MRALSB	1x3 PIN Right Angle PCB Solder
PM104MRALSB	1x4 PIN Right Angle PCB Solder
PM106MRALSB	1x6 PIN Right Angle PCB Solder
PM108MRALSB	1x8 PIN Right Angle PCB Solder

Right Angle PCB Snap Bracket & No Latch

Part Number	Description
PM103MRAOSB	1x3 PIN Right Angle PCB Solder
PM104MRAOSB	1x4 PIN Right Angle PCB Solder
PM106MRAOSB	1x6 PIN Right Angle PCB Solder
PM108MRAOSB	1x8 PIN Right Angle PCB Solder

Right Angle PCB Bracket With Hole & Latch

Part Number	Description
PM103MRALHB	1x3 PIN Right Angle PCB Solder
PM104MRALHB	1x4 PIN Right Angle PCB Solder
PM106MRALHB	1x6 PIN Right Angle PCB Solder
PM108MRALHB	1x8 PIN Right Angle PCB Solder

Right Angle PCB Bracket With Hole & No Latch

Part Number	Description
PM103MRAOHB	1x3 PIN Right Angle PCB Solder
PM104MRAOHB	1x4 PIN Right Angle PCB Solder
PM106MRAOHB	1x6 PIN Right Angle PCB Solder
PM108MRAOHB	1x8 PIN Right Angle PCB Solder

PCB contacts and mounting accessories are designed for a board thickness of 1.60mm (.063) with a contact protrusion of 2.10 (.083).
Other contact lengths are available upon request.

HEADQUARTERS: 13 Pratts Junction Road, P.O. Box 579, Sterling, MA 01564 T:978-422-3600 F:978-422-3700

EUROPE: Rathealy Road, Fermoy Co. Cork, Ireland T:353-(0)25-32277 F:353-(0)25-32296

ASIA/PACIFIC: IDEAL Anderson Asia Pacific Ltd., Unit 922-928 Topsail Plaza, 11 On Sum Street, Shatin N.T., Hong Kong T:852-2636-0836 F:852-2635-9036

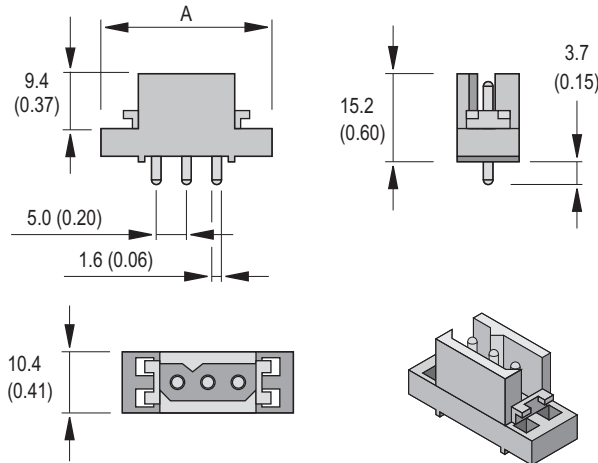
CHINA: IDEAL Anderson Technologies (Shenzhen) Ltd., Block A8 Tantou W. Ind. Par, Songgang Baoan District, Shenzhen, PR. China 51810 T: 86-755-2768-2118 F: 86-755-2768-2218

TAIWAN: IDEAL Anderson Asia Pacific Ltd., Taiwan Branch, 4F-2, No.116, Dadun 20th St., Situn District, Taichung City 407, Taiwan (R.O.C.) T: 886-4-2310-6451 F:886-4-2310-6460

www.andersonpower.com

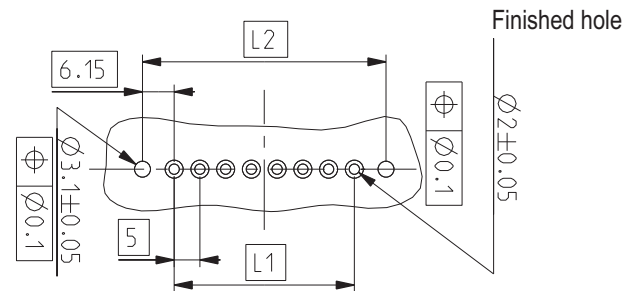
DIMENSIONS - mm(in.)

1 Row - PCB Straight Solder Connector



1 Row - PCB Hole Layout For Straight Solder Connector

ROWS CONTACTS	A		L1		L2	
	mm	in.	mm	in.	mm	in.
1 - 03	28.5	1.12	10	0.39	22.3	0.88
1 - 04	33.5	1.32	15	0.59	27.3	1.07
1 - 06	43.5	1.71	25	0.98	37.3	1.47
1 - 08	53.5	2.11	35	1.38	47.3	1.86



ORDERING INFORMATION

With Latch

Part Number	Description
PM103MBALOO	1x3 PIN Straight PCB Solder
PM104MBALOO	1x4 PIN Straight PCB Solder
PM106MBALOO	1x6 PIN Straight PCB Solder
PM108MBALOO	1x8 PIN Straight PCB Solder

Push On PCB Fastener & Latch

Part Number	Description
PM103MBALSP	1x3 PIN Straight PCB Solder
PM104MBALSP	1x4 PIN Straight PCB Solder
PM106MBALSP	1x6 PIN Straight PCB Solder
PM108MBALSP	1x8 PIN Straight PCB Solder

Self-tapping Screws For PCB Mount & Latch

Part Number	Description
PM103MBALST	1x3 PIN Straight PCB Solder
PM104MBALST	1x4 PIN Straight PCB Solder
PM106MBALST	1x6 PIN Straight PCB Solder
PM108MBALST	1x8 PIN Straight PCB Solder

No Latch

Part Number	Description
PM103MBAOOO	1x3 PIN Straight PCB Solder
PM104MBAOOO	1x4 PIN Straight PCB Solder
PM106MBAOOO	1x6 PIN Straight PCB Solder
PM108MBAOOO	1x8 PIN Straight PCB Solder

Push On PCB Fastener & No Latch

Part Number	Description
PM103MBAOSP	1x3 PIN Straight PCB Solder
PM104MBAOSP	1x4 PIN Straight PCB Solder
PM106MBAOSP	1x6 PIN Straight PCB Solder
PM108MBAOSP	1x8 PIN Straight PCB Solder

Self-tapping Screws For PCB Mount & No Latch

Part Number	Description
PM103MBAOST	1x3 PIN Straight PCB Solder
PM104MBAOST	1x4 PIN Straight PCB Solder
PM106MBAOST	1x6 PIN Straight PCB Solder
PM108MBAOST	1x8 PIN Straight PCB Solder

PCB contacts and mounting accessories are designed for a board thickness of 1.60mm (.063) with a contact protrusion of 2.10 (.083). Other contact lengths are available upon request.

All Data Subject To Change Without Notice

HEADQUARTERS: 13 Pratts Junction Road, P.O. Box 579, Sterling, MA 01564 T:978-422-3600 F:978-422-3700

EUROPE: Rathealy Road, Fermoy Co. Cork, Ireland T:353-(0)25-32277 F:353-(0)25-32296

ASIA/PACIFIC: IDEAL Anderson Asia Pacific Ltd., Unit 922-928 Topsail Plaza, 11 On Sum Street, Shatin N.T., Hong Kong T:852-2636-0836 F:852-2635-9036

CHINA: IDEAL Anderson Technologies (Shenzhen) Ltd., Block A8 Tantou W. Ind. Par, Songgang Baoan District, Shenzhen, PR. China 51810 T: 86-755-2768-2118 F: 86-755-2768-2218

TAIWAN: IDEAL Anderson Asia Pacific Ltd., Taiwan Branch, 4F-2, No.116, Dadun 20th St., Situn District, Taichung City 407, Taiwan (R.O.C.) T: 886-4-2310-6451 F:886-4-2310-6460

www.andersonpower.com


The PowerMod® connector family offers minimum size and high power. The high performance contacts and insulator are rated for 30 amps continuous. Applications requiring lower operating temperatures can be de-rated using our current-temperature chart.

The two row female PowerMod connectors are offered in 6, 8, 12 and 16 circuit sizes. The connectors are available with straight crimp, straight PCB or right angle PCB contacts.

APP connectors are manufactured using the finest materials and world-class manufacturing processes. They embody the highest quality in the industry and meet all applicable industry standards.

FEATURES

- **High performance contacts**
Rated to 30 amps per IEC 512-3
- **Mechanically polarized housings**
Only mate one-way, ensuring proper mating
- **High reliability positive retention latches**
Are made from stainless steel to provide optimum performance
- **PCB, panel or cable mounting**
A wide variety of contact styles with optional mounting brackets, panel clips and back-shell hoods provide broad design flexibility



SPECIFICATIONS

Electrical

Current rating	30 Amps
IEC 512-3, UL 1977	
Voltage Rating UL & CSA	600 Volts (AC/DC)
Creepage/Clearance Distance	3.2 mm (.125") Min
Contact Resistance per IEC 512-2	3 milliohms
Dielectric Strength per IEC 512-2	2200 V
Contact Wire Range (AWG)	#24 to #12
(mm²) *	0.25 to 4.0
Operating Temperature Range °C	-55° to 180°
°F	-67° to 356°



File No. E26226

* Stranding, IEC class 5 or lower

Mechanical

Connect/Disconnect Cycles	
No Load per IEC 512-5	1000 cycles
Mating/Unmating Force per IEC 512-13	10 oz (3N) avg.
Contact Retention per IEC 512-8	18 lb (80N) Crimps
	9 lb (40N) PCB Connector

Materials

Insulator	PPS UL94 V-0, material group IIIa
Socket Body	Copper alloy, 200 µ inch Sn Bright over Ni
Socket Contact	BeCu, 30 µ inch Au over Ni
Retention Clips	Stainless steel
Hoods	PBT UL94 V-0

ORDERING INFORMATION

PowerMod Part Number Plan - Two Row Female

Series Rows # Poles Gender Contact Latch Mounting Customized Connector

P	M	2	0	6	F	B	A	L	C	H	-	X	X	X
2												Consult factory for options		
06, 08, 12, 16 Poles														
F - Female														
OO - None (Crimp contacts ordered separately)														
BA - Straight PCB Solder Standard Length-RoHS														
RA - R/A PCB Solder Standard Length-RoHS														
OO - None														
SB - R/A PCB Snap Bracket														
HB - R/A PCB Bracket with Hole														
ST - Self-tapping screws for straight PCB mount														
SP - Push in fastener for straight PCB mount														
CH - With clam-shell hood														
PC - Panel Clip														
MC - Mounting Clip														
SC - Screw for 1.6mm panel mount														
L - Connector with latch (standard for contact type OO)														
O - No latch														

Crimp Contacts

Part Number	Description
PM16S2024S32	Socket AWG 24-20
PM16S1620S32	Socket AWG 20-16
PM16S1416S32	Socket AWG 16-14
PM16S12S32	Socket AWG 12

Tooling

Part Number	Description
PM1000G1	Four indent hand tool
PM1001G1	Loose crimp piece machine - semi automatic
PM1002G1	Contact insertion tool
PM1003G1	Contact extraction tool

HEADQUARTERS: 13 Pratts Junction Road, P.O. Box 579, Sterling, MA 01564 T:978-422-3600 F:978-422-3700

EUROPE: Rathealy Road, Fermoy Co. Cork, Ireland T:353-(0)25-32277 F:353-(0)25-32296

ASIA/PACIFIC: IDEAL Anderson Asia Pacific Ltd., Unit 922-928 Topsail Plaza, 11 On Sum Street, Shatin N.T., Hong Kong T:852-2636-0836 F:852-2635-9036

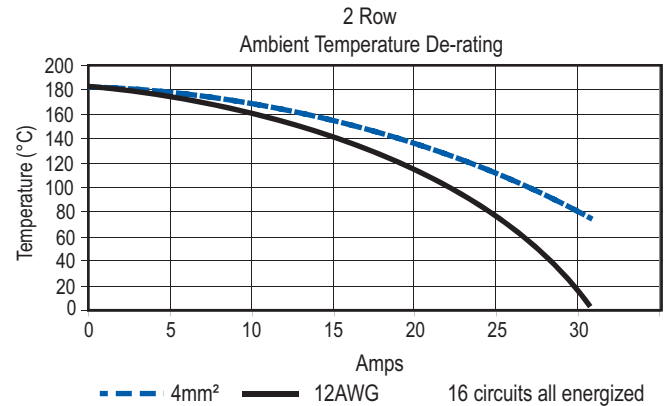
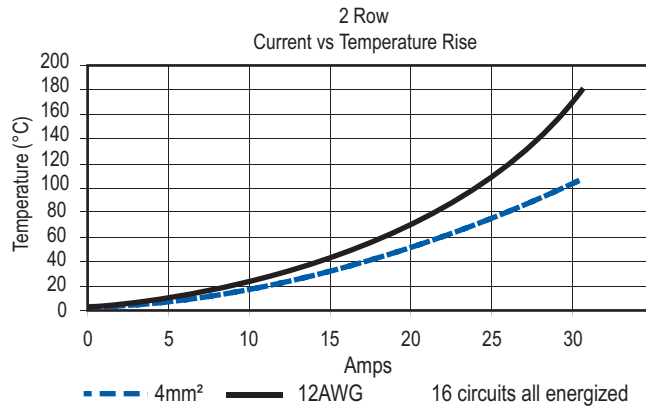
CHINA: IDEAL Anderson Technologies (Shenzhen) Ltd., Block A8 Tantou W. Ind. Par, Songgang Baoan District, Shenzhen, PR. China 51810 T: 86-755-2768-2118 F: 86-755-2768-2218

TAIWAN: IDEAL Anderson Asia Pacific Ltd., Taiwan Branch, 4F-2, No.116, Dadun 20th St., Situn District, Taichung City 407, Taiwan (R.O.C.) T: 886-4-2310-6451 F:886-4-2310-6460

www.andersonpower.com

Two Row Cable Connector (female)

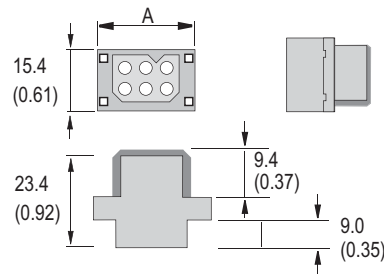
TEMPERATURE RISE CHARTS



DIMENSIONS - mm(in.)

Cable Connector

ROWS CONTACTS	-A- mm in.	
2 - 06	28.5	1.12
2 - 08	33.5	1.32
2 - 12	43.5	1.71
2 - 16	53.5	2.11



See accessory section for panel clip and mounting clip cut-out dimensions.

ORDERING INFORMATION

Cable Connector

Part Number	Description
PM206FOOLOO	2x3 FEMALE Cable Connector
PM208FOOLOO	2x4 FEMALE Cable Connector
PM212FOOLOO	2x6 FEMALE Cable Connector
PM216FOOLOO	2x8 FEMALE Cable Connector

Panel Mount With Mounting Clip

Part Number	Description
PM206FOOLMC	2x3 FEMALE Cable Connector
PM208FOOLMC	2x4 FEMALE Cable Connector
PM212FOOLMC	2x6 FEMALE Cable Connector
PM216FOOLMC	2x8 FEMALE Cable Connector

With Clam Shell Hood & Strain Relief

Part Number	Description
PM206FOOLCH	2x3 FEMALE Cable Connector
PM208FOOLCH	2x4 FEMALE Cable Connector
PM212FOOLCH	2x6 FEMALE Cable Connector
PM216FOOLCH	2x8 FEMALE Cable Connector

Panel Mount With Screws

Part Number	Description
PM206FOOLSC	2x3 FEMALE Cable Connector
PM208FOOLSC	2x4 FEMALE Cable Connector
PM212FOOLSC	2x6 FEMALE Cable Connector
PM216FOOLSC	2x8 FEMALE Cable Connector

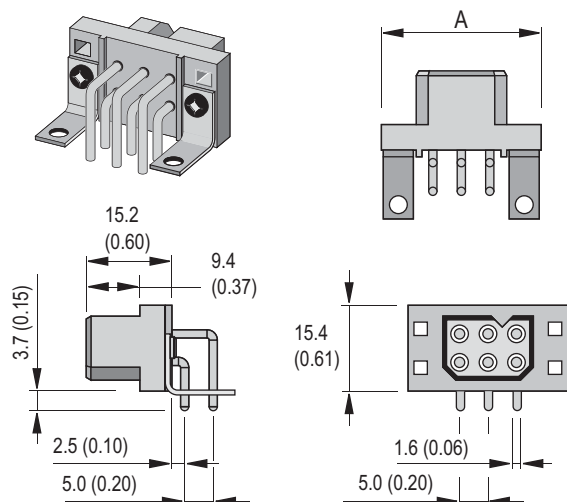
With Snap-in Panel Clip

Part Number	Description
PM206FOOLPC	2x3 FEMALE Cable Connector
PM208FOOLPC	2x4 FEMALE Cable Connector
PM212FOOLPC	2x6 FEMALE Cable Connector
PM216FOOLPC	2x8 FEMALE Cable Connector

Two Row Right Angle PCB (female)

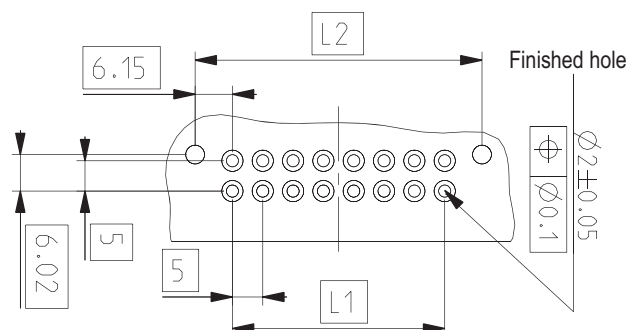
DIMENSIONS - mm(in.)

2 Row - PCB Right Angle Connector



2 Row - PCB Hole Layout For Right Angle Connector

ROWS CONTACTS	A		L1		L2	
	mm	in.	mm	in.	mm	in.
2 - 06	28.5	1.12	10	0.39	22.3	0.88
2 - 08	33.5	1.32	15	0.59	27.3	1.07
2 - 12	43.5	1.71	25	0.98	37.3	1.47
2 - 16	53.5	2.11	35	1.38	47.3	1.86



ORDERING INFORMATION

With Latch

Part Number	Description
PM206FRALOO	2x3 FEMALE Right Angle PCB Solder
PM208FRALOO	2x4 FEMALE Right Angle PCB Solder
PM212FRALOO	2x6 FEMALE Right Angle PCB Solder
PM216FRALOO	2x8 FEMALE Right Angle PCB Solder

No Latch

Part Number	Description
PM206FRAOOO	2x3 FEMALE Right Angle PCB Solder
PM208FRAOOO	2x4 FEMALE Right Angle PCB Solder
PM212FRAOOO	2x6 FEMALE Right Angle PCB Solder
PM216FRAOOO	2x8 FEMALE Right Angle PCB Solder

Right Angle PCB Snap Bracket & Latch

Part Number	Description
PM206FRALSB	2x3 FEMALE Right Angle PCB Solder
PM208FRALSB	2x4 FEMALE Right Angle PCB Solder
PM212FRALSB	2x6 FEMALE Right Angle PCB Solder
PM216FRALSB	2x8 FEMALE Right Angle PCB Solder

Right Angle PCB Snap Bracket & No Latch

Part Number	Description
PM206FRAOSB	2x3 FEMALE Right Angle PCB Solder
PM208FRAOSB	2x4 FEMALE Right Angle PCB Solder
PM212FRAOSB	2x6 FEMALE Right Angle PCB Solder
PM216FRAOSB	2x8 FEMALE Right Angle PCB Solder

Right Angle PCB Bracket With Hole & Latch

Part Number	Description
PM206FRALHB	2x3 FEMALE Right Angle PCB Solder
PM208FRALHB	2x4 FEMALE Right Angle PCB Solder
PM212FRALHB	2x6 FEMALE Right Angle PCB Solder
PM216FRALHB	2x8 FEMALE Right Angle PCB Solder

Right Angle PCB Bracket With Hole & No Latch

Part Number	Description
PM206FRAOHB	2x3 FEMALE Right Angle PCB Solder
PM208FRAOHB	2x4 FEMALE Right Angle PCB Solder
PM212FRAOHB	2x6 FEMALE Right Angle PCB Solder
PM216FRAOHB	2x8 FEMALE Right Angle PCB Solder

PCB contacts and mounting accessories are designed for a board thickness of 1.60mm (.063) with a contact protrusion of 2.10 (.083).
Other contact lengths are available upon request.

HEADQUARTERS: 13 Pratts Junction Road, P.O. Box 579, Sterling, MA 01564 T:978-422-3600 F:978-422-3700

EUROPE: Rathealy Road, Fermoy Co. Cork, Ireland T:353-(0)25-32277 F:353-(0)25-32296

ASIA/PACIFIC: IDEAL Anderson Asia Pacific Ltd., Unit 922-928 Topsail Plaza, 11 On Sum Street, Shatin N.T., Hong Kong T:852-2636-0836 F:852-2635-9036

CHINA: IDEAL Anderson Technologies (Shenzhen) Ltd., Block A8 Tantou W. Ind. Par, Songgang Baoan District, Shenzhen, PR. China 51810 T: 86-755-2768-2118 F: 86-755-2768-2218

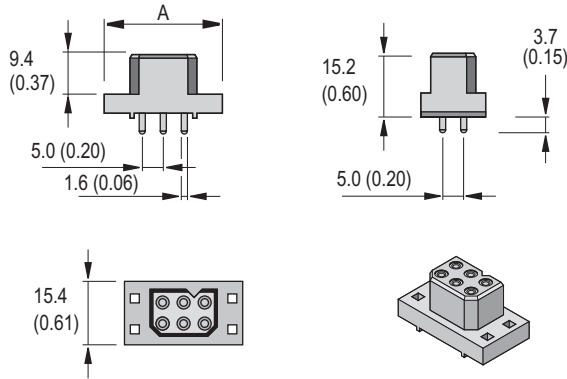
TAIWAN: IDEAL Anderson Asia Pacific Ltd., Taiwan Branch, 4F-2, No.116, Dadun 20th St., Situn District, Taichung City 407, Taiwan (R.O.C.) T: 886-4-2310-6451 F:886-4-2310-6460

www.andersonpower.com

Two Row Straight PCB (female)

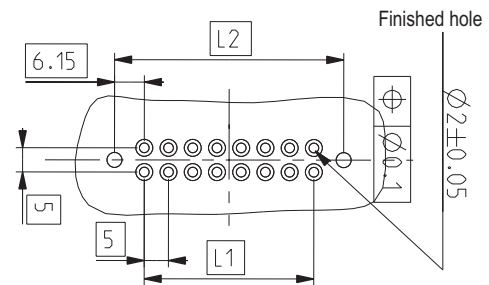
DIMENSIONS - mm(in.)

2 Row - PCB Straight Solder Connector



2 Row - PCB Hole Layout For Straight Solder Connector

ROWS CONTACTS	A		L1		L2	
	mm	in.	mm	in.	mm	in.
2 - 06	28.5	1.12	10	0.39	22.3	0.88
2 - 08	33.5	1.32	15	0.59	27.3	1.07
2 - 12	43.5	1.71	25	0.98	37.3	1.47
2 - 16	53.5	2.11	35	1.38	47.3	1.86



ORDERING INFORMATION

With Latch

Part Number	Description
PM206FBALOO	2x3 FEMALE Straight PCB Solder
PM208FBALOO	2x4 FEMALE Straight PCB Solder
PM212FBALOO	2x6 FEMALE Straight PCB Solder
PM216FBALOO	2x8 FEMALE Straight PCB Solder

No Latch

Part Number	Description
PM206FBAOOO	2x3 FEMALE Straight PCB Solder
PM208FBAOOO	2x4 FEMALE Straight PCB Solder
PM212FBAOOO	2x6 FEMALE Straight PCB Solder
PM216FBAOOO	2x8 FEMALE Straight PCB Solder

Push on PCB Fastener & Latch

Part Number	Description
PM206FBALSP	2x3 FEMALE Straight PCB Solder
PM208FBALSP	2x4 FEMALE Straight PCB Solder
PM212FBALSP	2x6 FEMALE Straight PCB Solder
PM216FBALSP	2x8 FEMALE Straight PCB Solder

Push on PCB Fastener & No Latch

Part Number	Description
PM206FBAOSP	2x3 FEMALE Straight PCB Solder
PM208FBAOSP	2x4 FEMALE Straight PCB Solder
PM212FBAOSP	2x6 FEMALE Straight PCB Solder
PM216FBAOSP	2x8 FEMALE Straight PCB Solder

Self-tapping Screws For PCB Mount & Latch

Part Number	Description
PM206FBALST	2x3 FEMALE Straight PCB Solder
PM208FBALST	2x4 FEMALE Straight PCB Solder
PM212FBALST	2x6 FEMALE Straight PCB Solder
PM216FBALST	2x8 FEMALE Straight PCB Solder

Self-tapping Screws For PCB Mount & No Latch

Part Number	Description
PM206FBAOST	2x3 FEMALE Straight PCB Solder
PM208FBAOST	2x4 FEMALE Straight PCB Solder
PM212FBAOST	2x6 FEMALE Straight PCB Solder
PM216FBAOST	2x8 FEMALE Straight PCB Solder

PCB contacts and mounting accessories are designed for a board thickness of 1.60mm (.063) with a contact protrusion of 2.10 (.083).
Other contact lengths are available upon request.

All Data Subject To Change Without Notice

HEADQUARTERS: 13 Pratts Junction Road, P.O. Box 579, Sterling, MA 01564 T:978-422-3600 F:978-422-3700

EUROPE: Rathealy Road, Fermoy Co. Cork, Ireland T:353-(0)25-32277 F:353-(0)25-32296

ASIA/PACIFIC: IDEAL Anderson Asia Pacific Ltd., Unit 922-928 Topsail Plaza, 11 On Sum Street, Shatin N.T., Hong Kong T:852-2636-0836 F:852-2635-9036

CHINA: IDEAL Anderson Technologies (Shenzhen) Ltd., Block A8 Tantou W. Ind. Par, Songgang Baoan District, Shenzhen, PR. China 51810 T: 86-755-2768-2118 F: 86-755-2768-2218

TAIWAN: IDEAL Anderson Asia Pacific Ltd., Taiwan Branch, 4F.-2, No.116, Dadun 20th St., Situn District, Taichung City 407, Taiwan (R.O.C.) T: 886-4-2310-6451 F:886-4-2310-6460

www.andersonpower.com

The PowerMod® connector family offers minimum size and high power. The high performance contacts and insulator are rated for 30 amps continuous. Applications requiring lower operating temperatures can be de-rated using our current-temperature chart.

The three row male PowerMod connectors are offered in 6, 8, 12 and 16 circuit sizes. The connectors are available with straight crimp, straight PCB or right angle PCB contacts.

APP connectors are manufactured using the finest materials and world-class manufacturing processes. They embody the highest quality in the industry and meet all applicable industry standards.

FEATURES

- Mechanically polarized housings

Only mate one-way, ensuring proper mating

- **High reliability positive retention latches**


Are made from stainless steel to provide optimum performance

- PCB, panel or cable mounting

A wide variety of contact styles with optional mounting brackets, panel clips and back-shell hoods provide broad design flexibility

- **Optional sequential contact mating**

4 pin contact lengths can be custom specified for make-first/break-last or make-last/break-first circuits



SPECIFICATIONS

Electrical

Current rating	30 Amps
IEC 512-3, UL 1977	
Voltage Rating UL & CSA	600 Volts (AC/DC)
Creepage/Clearance Distance	3.2 mm (.125") Min
Contact Resistance per IEC 512-2	3 milliohms
Dielectric Strength per IEC 512-2	2200 V
Contact Wire Range (AWG)	#24 to #12
(mm ²) *	0.25 to 4.0
Operating Temperature Range °C	-55° to 180°
°F	-67° to 356°



US File No. E26226

* Stranding, IEC class 5 or lower

Mechanical

Connect/Disconnect Cycles	
No Load per IEC 512-5	1000 cycles
Mating/Unmating Force per IEC 512-13	10 oz (3N) avg.
Contact Retention per IEC 512-8	18 lb (80N) Crimps 9 lb (40N) PCB Connector

Materials

Insulator	PPS UL94 V-0, material group IIIa
Pins	Copper alloy, 10 μ inch Au over 50 Ni
Tail Solder (PCB contacts)	Sn/Ag/Cu (lead free)
Retention Clips	Stainless steel
Hoods	PBT UL94 V-0

ORDERING INFORMATION

PowerMod Part Number Plan - Two Row Male

Series	Rows	# Poles	Gender	Contact	Latch	Mounting	Customized Connector
P	M	2	0 6	M	B A	L C H	- X X X
2							Consult factory for options
06, 08, 12, 16 Poles							OO - None SB - R/A PCB Snap Bracket HB - R/A PCB Bracket with Hole ST - Self-tapping screws for straight PCB mount SP - Push in fastener for straight PCB mount CH - With clam-shell hood PC - Panel Clip MC - Mounting Clip SC - Screw for 1.6mm panel mount
M - Male							
OO - None (Crimp contacts ordered separately) BA - Straight PCB Solder Standard Length-RoHS RA - R/A PCB Solder Standard Length-RoHS							
							L - Connector with latch (standard for contact type OO) O - No latch

Tooling

Part Number	Description	Part Number	Description
PM1000G1	Four indent hand tool	PM1002G1	Contact insertion tool
PM1001G1	Loose crimp piece machine (semi/auto)	PM1003G1	Contact extraction tool

Crimp Contacts

Part Number	Description
Standard Lengh 7.7mm	
PM16P2024S30	AWG 24-20
PM16P1620S30	AWG 20-16
PM16P1416S30	AWG 16-14
PM16P12S30	AWG 12
Pre-Mate 9.3mm	
PM16P2024A30	AWG 24-20
PM16P1620A30	AWG 20-16
PM16P1416A30	AWG 16-14
PM16P12A30	AWG 12
Pre-Mate 8.5mm	
PM16P2024B30	AWG 24-20
PM16P1620B30	AWG 20-16
PM16P1416B30	AWG 16-14
PM16P12B30	AWG 12
Post-Mate 6.6mm	
PM16P2024C30	AWG 24-20
PM16P1620C30	AWG 20-16
PM16P1416C30	AWG 16-14
PM16P12C30	AWG 12

HEADQUARTERS: 13 Pratts Junction Road, P.O. Box 579, Sterling, MA 01564 T:978-422-3600 F:978-422-3700

EUROPE: Rathealy Road, Fermoy Co. Cork, Ireland T:353-(0)25-32277 F:353-(0)25-32296

ASIA/PACIFIC: IDEAL Anderson Asia Pacific Ltd., Unit 922-928 Topsail Plaza, 11 On Sum Street, Shatin N.T., Hong Kong T:852-2636-0836 F:852-2635-9036

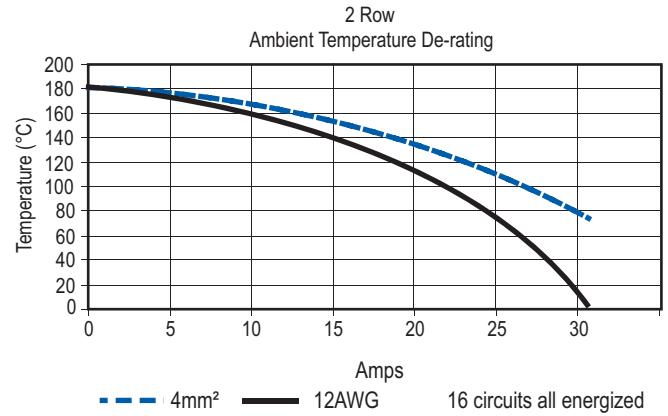
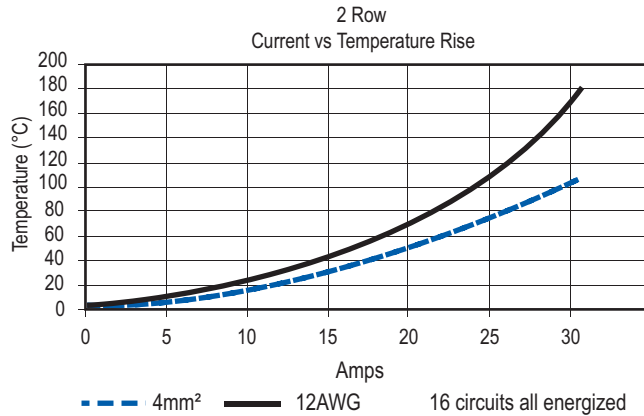
CHINA: IDEAL Anderson Technologies (Shenzhen) Ltd., Block A8 Tantou W. Ind. Par, Songgang Baoan District, Shenzhen, PR. China 51810 T: 86-755-2768-2118 F: 86-755-2768-2218

TAIWAN: IDEAL Anderson Asia Pacific Ltd., Taiwan Branch, 4F-2, No.116, Dadun 20th St., Situn District, Taichung City 407, Taiwan (R.O.C.) T: 886-4-2310-6451 F:886-4-2310-6460

www.andersonpower.com

Two Row Cable Connector (male)

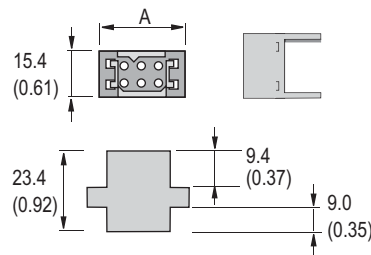
TEMPERATURE CHARTS



DIMENSIONS - mm(in.)

Cable Connector

ROWS CONTACTS	-A- mm	in.
2 - 06	28.5	1.12
2 - 08	33.5	1.32
2 - 12	43.5	1.71
2 - 16	53.5	2.11



See accessory section for panel clip and mounting clip cut-out dimensions.

ORDERING INFORMATION

Cable Connector

Part Number	Description
PM206MOOLOO	2x3 MALE Cable Connector
PM208MOOLOO	2x4 MALE Cable Connector
PM212MOOLOO	2x6 MALE Cable Connector
PM216MOOLOO	2x8 MALE Cable Connector

Panel Mount With Mounting Clip

Part Number	Description
PM206MOOLMC	2x3 MALE Cable Connector
PM208MOOLMC	2x4 MALE Cable Connector
PM212MOOLMC	2x6 MALE Cable Connector
PM216MOOLMC	2x8 MALE Cable Connector

With Clam Shell Hood & Strain Relief

Part Number	Description
PM206MOOLCH	2x3 MALE Cable Connector
PM208MOOLCH	2x4 MALE Cable Connector
PM212MOOLCH	2x6 MALE Cable Connector
PM216MOOLCH	2x8 MALE Cable Connector

Panel Mount With Screws

Part Number	Description
PM206MOOLSC	2x3 MALE Cable Connector
PM208MOOLSC	2x4 MALE Cable Connector
PM212MOOLSC	2x6 MALE Cable Connector
PM216MOOLSC	2x8 MALE Cable Connector

With Snap-in Panel Clip

Part Number	Description
PM206MOOLPC	2x3 MALE Cable Connector
PM208MOOLPC	2x4 MALE Cable Connector
PM212MOOLPC	2x6 MALE Cable Connector
PM216MOOLPC	2x8 MALE Cable Connector

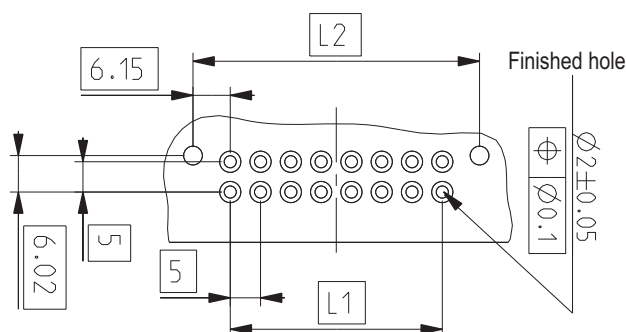
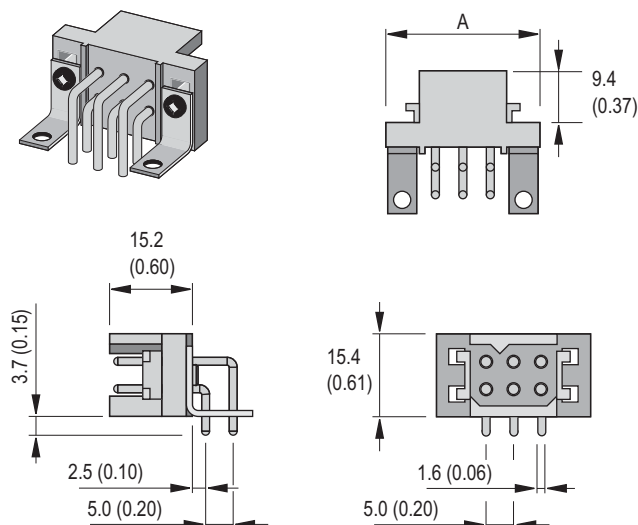
Two Row Right Angle PCB (male)

DIMENSIONS - mm(in.)

2 Row - PCB Right Angle Connector

2 Row - PCB Hole Layout For Right Angle Connector

ROWS CONTACTS	A		L1		L2	
	mm	in.	mm	in.	mm	in.
2 - 06	28.5	1.12	10	0.39	22.3	0.88
2 - 08	33.5	1.32	15	0.59	27.3	1.07
2 - 12	43.5	1.71	25	0.98	37.3	1.47
2 - 16	53.5	2.11	35	1.38	47.3	1.86



ORDERING INFORMATION

With Latch

Part Number	Description
PM206MRALOO	2x3 MALE Right Angle PCB Solder
PM208MRALOO	2x4 MALE Right Angle PCB Solder
PM212MRALOO	2x6 MALE Right Angle PCB Solder
PM216MRALOO	2x8 MALE Right Angle PCB Solder

No Latch

Part Number	Description
PM206MRAOOO	2x3 MALE Right Angle PCB Solder
PM208MRAOOO	2x4 MALE Right Angle PCB Solder
PM212MRAOOO	2x6 MALE Right Angle PCB Solder
PM216MRAOOO	2x8 MALE Right Angle PCB Solder

Right Angle PCB Snap Bracket & Latch

Part Number	Description
PM206MRALSB	2x3 MALE Right Angle PCB Solder
PM208MRALSB	2x4 MALE Right Angle PCB Solder
PM212MRALSB	2x6 MALE Right Angle PCB Solder
PM216MRALSB	2x8 MALE Right Angle PCB Solder

Right Angle Latch PCB Snap Bracket & No Latch

Part Number	Description
PM206MRAOSB	2x3 MALE Right Angle PCB Solder
PM208MRAOSB	2x4 MALE Right Angle PCB Solder
PM212MRAOSB	2x6 MALE Right Angle PCB Solder
PM216MRAOSB	2x8 MALE Right Angle PCB Solder

Right Angle PCB Bracket With Hole & Latch

Part Number	Description
PM206MRALHB	2x3 MALE Right Angle PCB Solder
PM208MRALHB	2x4 MALE Right Angle PCB Solder
PM212MRALHB	2x6 MALE Right Angle PCB Solder
PM216MRALHB	2x8 MALE Right Angle PCB Solder

Right Angle PCB Bracket With Hole & No Latch

Part Number	Description
PM206MRAOHB	2x3 MALE Right Angle PCB Solder
PM208MRAOHB	2x4 MALE Right Angle PCB Solder
PM212MRAOHB	2x6 MALE Right Angle PCB Solder
PM216MRAOHB	2x8 MALE Right Angle PCB Solder

PCB contacts and mounting accessories are designed for a board thickness of 1.60mm (.063) with a contact protrusion of 2.10 (.083).
Other contact lengths are available upon request.

HEADQUARTERS: 13 Pratts Junction Road, P.O. Box 579, Sterling, MA 01564 T:978-422-3600 F:978-422-3700

EUROPE: Rathealy Road, Fermoy Co. Cork, Ireland T:353-(0)25-32277 F:353-(0)25-32296

ASIA/PACIFIC: IDEAL Anderson Asia Pacific Ltd., Unit 922-928 Topsail Plaza, 11 On Sum Street, Shatin N.T., Hong Kong T:852-2636-0836 F:852-2635-9036

CHINA: IDEAL Anderson Technologies (Shenzhen) Ltd., Block A8 Tantou W. Ind. Par, Songgang Baoan District, Shenzhen, PR. China 51810 T: 86-755-2768-2118 F: 86-755-2768-2218

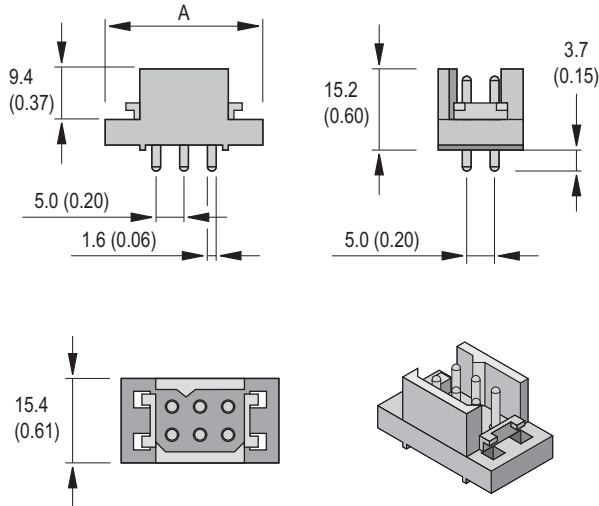
TAIWAN: IDEAL Anderson Asia Pacific Ltd., Taiwan Branch, 4F.-2, No.116, Dadun 20th St., Situn District, Taichung City 407, Taiwan (R.O.C.) T: 886-4-2310-6451 F:886-4-2310-6460

www.andersonpower.com

Two Row Straight PCB (male)

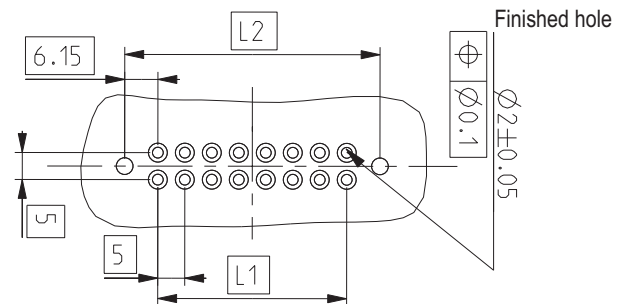
DIMENSIONS - mm(in.)

2 Row - PCB Straight Solder Connector



2 Row - PCB Hole Layout For Straight Solder Connector

ROWS CONTACTS	A		L1		L2	
	mm	in.	mm	in.	mm	in.
2 - 06	28.5	1.12	10	0.39	22.3	0.88
2 - 08	33.5	1.32	15	0.59	27.3	1.07
2 - 12	43.5	1.71	25	0.98	37.3	1.47
2 - 16	53.5	2.11	35	1.38	47.3	1.86



ORDERING INFORMATION

With Latch

Part Number	Description
PM206MBALOO	2x3 MALE Straight PCB Solder
PM208MBALOO	2x4 MALE Straight PCB Solder
PM212MBALOO	2x6 MALE Straight PCB Solder
PM216MBALOO	2x8 MALE Straight PCB Solder

No Latch

Part Number	Description
PM206MBAOOO	2x3 PIN Straight PCB Solder
PM208MBAOOO	2x4 PIN Straight PCB Solder
PM212MBAOOO	2x6 PIN Straight PCB Solder
PM216MBAOOO	2x8 PIN Straight PCB Solder

Push On PCB Fastener & Latch

Part Number	Description
PM206MBALSP	2x3 MALE Straight PCB Solder
PM208MBALSP	2x4 MALE Straight PCB Solder
PM212MBALSP	2x6 MALE Straight PCB Solder
PM216MBALSP	2x8 MALE Straight PCB Solder

Push On PCB Fastener & No Latch

Part Number	Description
PM206MBAOSP	2x3 PIN Straight PCB Solder
PM208MBAOSP	2x4 PIN Straight PCB Solder
PM212MBAOSP	2x6 PIN Straight PCB Solder
PM216MBAOSP	2x8 PIN Straight PCB Solder

Self-tapping Screws For PCB Mount & Latch

Part Number	Description
PM206MBALST	2x3 MALE Straight PCB Solder
PM208MBALST	2x4 MALE Straight PCB Solder
PM212MBALST	2x6 MALE Straight PCB Solder
PM216MBALST	2x8 MALE Straight PCB Solder

Self-tapping Screws For PCB Mount & No Latch

Part Number	Description
PM206MBAOST	2x3 PIN Straight PCB Solder
PM208MBAOST	2x4 PIN Straight PCB Solder
PM212MBAOST	2x6 PIN Straight PCB Solder
PM216MBAOST	2x8 PIN Straight PCB Solder

PCB contacts and mounting accessories are designed for a board thickness of 1.60mm (.063) with a contact protrusion of 2.10 (.083). Other contact lengths are available upon request.

All Data Subject To Change Without Notice

HEADQUARTERS: 13 Pratts Junction Road, P.O. Box 579, Sterling, MA 01564 T:978-422-3600 F:978-422-3700

EUROPE: Rathealy Road, Fermoy Co. Cork, Ireland T:353-(0)25-32277 F:353-(0)25-32296

ASIA/PACIFIC: IDEAL Anderson Asia Pacific Ltd., Unit 922-928 Topsail Plaza, 11 On Sum Street, Shatin N.T., Hong Kong T:852-2636-0836 F:852-2635-9036

CHINA: IDEAL Anderson Technologies (Shenzhen) Ltd., Block A8 Tantou W. Ind. Par, Songgang Baoan District, Shenzhen, PR. China 51810 T: 86-755-2768-2118 F: 86-755-2768-2218

TAIWAN: IDEAL Anderson Asia Pacific Ltd., Taiwan Branch, 4F.-2, No.116, Dadun 20th St., Situn District, Taichung City 407, Taiwan (R.O.C.) T: 886-4-2310-6451 F:886-4-2310-6460

www.andersonpower.com

The PowerMod® connector family offers minimum size and high power. The high performance contacts and insulator are rated for 30 amps continuous. Applications requiring lower operating temperatures can be de-rated using our current-temperature chart.

The three row female PowerMod connectors are offered in 9, 12, 18, 24 and 30 circuit sizes. The connectors are available with straight crimp, straight PCB or right angle PCB contacts.

APP connectors are manufactured using the finest materials and world-class manufacturing processes. They embody the highest quality in the industry and meet all applicable industry standards.

FEATURES

- **High performance contacts**

Rated to 30 amps per IEC 512-3

- **Mechanically polarized housings**


Only mate one-way, ensuring proper mating

- **High reliability positive retention latches**

Are made from stainless steel to provide optimum performance

- **PCB, panel or cable mounting**

A wide variety of contact styles with optional mounting brackets, panel clips and back-shell hoods provide broad design flexibility



SPECIFICATIONS

Electrical

Current rating

IEC 512-3, UL 1977

30 Amps

Voltage Rating UL & CSA

600 Volts (AC/DC)

Creepage/Clearance Distance

3.2 mm (.125") Min

Contact Resistance per IEC 512-2

3 milliohms

Dielectric Strength per IEC 512-2

2200 V

Contact Wire Range (AWG)

#24 to #12

(mm²) *

0.25 to 4.0

Operating Temperature Range °C

-55° to 180°

°F

-67° to 356°



US File No. E26226

* Stranding, IEC class 5 or lower

Mechanical

Connect/Disconnect Cycles

No Load per IEC 512-5

1000 cycles

Mating/Unmating Force per IEC 512-13

10 oz (3N) avg.

Contact Retention per IEC 512-8

18 lb (80N) Crimps

9 lb (40N) PCB Connector

Materials

Insulator

PPS UL94 V-0, material group IIIa

Socket Body

Copper alloy, 200 µ inch Sn Bright over Ni

Socket Contact

BeCu, 30 µ inch Au over Ni

Retention Clips

Stainless steel

Hoods

PBT UL94 V-0

ORDERING INFORMATION

PowerMod Part Number Plan - Three Row Female

Series	Rows	# Poles	Gender	Contact	Latch	Mounting	Customized Connector							
P	M	3	0	9	F	B	A	L	C	H	-	X	X	X
3					F - Female	Consult factory for options								
09, 12, 18, 24, 30 Poles						OO - None SB - R/A PCB Snap Bracket HB - R/A PCB Bracket with Hole ST - Self-tapping screws for straight PCB mount SP - Push in fastener for straight PCB mount CH - With clam-shell hood PC - Panel Clip MC - Mounting Clip SC - Screw for 1.6mm panel mount								
F - Female														
OO - None (Crimp contacts ordered separately) BA - Straight PCB Solder Standard Length-RoHS RA - R/A PCB Solder Standard Length-RoHS														
L - Connector with latch (standard for contact type OO) Q - No latch														

Crimp Contacts

Part Number	Description
PM16S2024S32	Socket AWG 24-20
PM16S1620S32	Socket AWG 20-16
PM16S1416S32	Socket AWG 16-14
PM16S12S32	Socket AWG 12

Tooling

Part Number	Description
PM1000G1	Four indent hand tool
PM1001G1	Loose crimp piece machine - semi automatic
PM1002G1	Contact insertion tool
PM1003G1	Contact extraction tool

HEADQUARTERS: 13 Pratts Junction Road, P.O. Box 579, Sterling, MA 01564 T:978-422-3600 F:978-422-3700

EUROPE: Rathealy Road, Fermoy Co. Cork, Ireland T:353-(0)25-32277 F:353-(0)25-32296

ASIA/PACIFIC: IDEAL Anderson Asia Pacific Ltd., Unit 922-928 Topsail Plaza, 11 On Sum Street, Shatin N.T., Hong Kong T:852-2636-0836 F:852-2635-9036

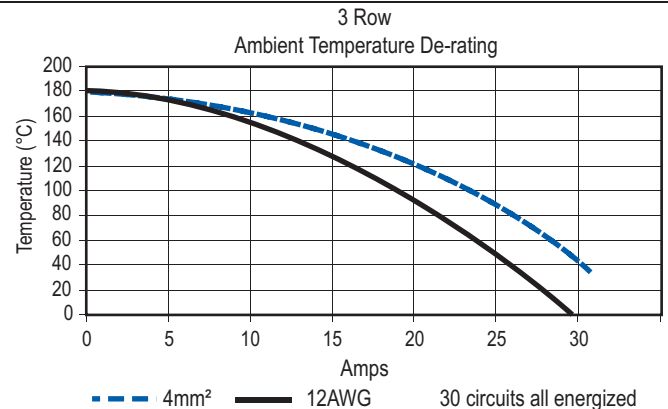
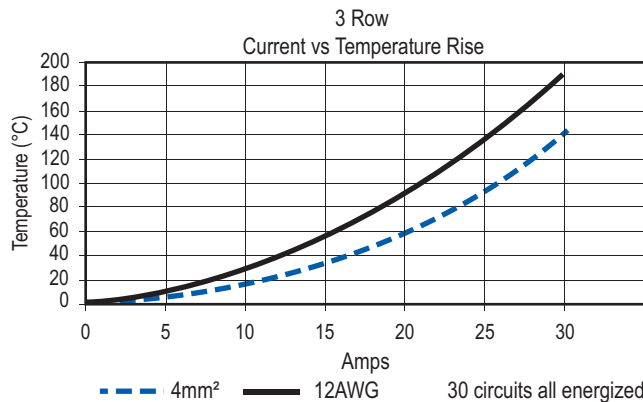
CHINA: IDEAL Anderson Technologies (Shenzhen) Ltd., Block A8 Tantou W. Ind. Par, Songgang Baoan District, Shenzhen, PR. China 51810 T: 86-755-2768-2118 F: 86-755-2768-2218

TAIWAN: IDEAL Anderson Asia Pacific Ltd., Taiwan Branch, 4F-2, No.116, Dadun 20th St., Situn District, Taichung City 407, Taiwan (R.O.C.) T: 886-4-2310-6451 F:886-4-2310-6460

www.andersonpower.com

Three Row Cable Connector (female)

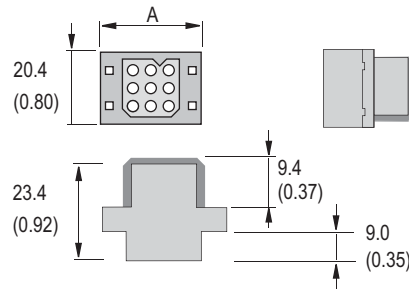
TEMPERATURE RISE CHARTS



DIMENSIONS - mm(in.)

Cable Connector

ROWS CONTACTS	A	
	mm	in.
3 - 09	28.5	1.12
3 - 12	33.5	1.32
3 - 18	43.5	1.71
3 - 24	53.5	2.11
3 - 30	63.5	2.50



See accessory section for panel clip and mounting clip cut-out dimensions.

ORDERING INFORMATION

Cable Connector

Part Number	Description
PM309FOOLOO	3x3 FEMALE Cable Connector
PM312FOOLOO	3x4 FEMALE Cable Connector
PM318FOOLOO	3x6 FEMALE Cable Connector
PM324FOOLOO	3x8 FEMALE Cable Connector
PM330FOOLOO	3x10 FEMALE Cable Connector

Panel Mount With Mounting Clip

Part Number	Description
PM309FOOLMC	3x3 FEMALE Cable Connector
PM312FOOLMC	3x4 FEMALE Cable Connector
PM318FOOLMC	3x6 FEMALE Cable Connector
PM324FOOLMC	3x8 FEMALE Cable Connector
PM330FOOLMC	3x10 FEMALE Cable Connector

With Clam Shell Hood & Strain Relief

Part Number	Description
PM309FOOLCH	3x3 FEMALE Cable Connector
PM312FOOLCH	3x4 FEMALE Cable Connector
PM318FOOLCH	3x6 FEMALE Cable Connector
PM324FOOLCH	3x8 FEMALE Cable Connector
PM330FOOLCH	3x10 FEMALE Cable Connector

Panel Mount With Screws

Part Number	Description
PM309FOOLSC	3x3 FEMALE Cable Connector
PM312FOOLSC	3x4 FEMALE Cable Connector
PM318FOOLSC	3x6 FEMALE Cable Connector
PM324FOOLSC	3x8 FEMALE Cable Connector
PM330FOOLSC	3x10 FEMALE Cable Connector

With Snap-in Panel Clip

Part Number	Description
PM309FOOLPC	3x3 FEMALE Cable Connector
PM312FOOLPC	3x4 FEMALE Cable Connector
PM318FOOLPC	3x6 FEMALE Cable Connector
PM324FOOLPC	3x8 FEMALE Cable Connector
PM330FOOLPC	3x10 FEMALE Cable Connector

HEADQUARTERS: 13 Pratts Junction Road, P.O. Box 579, Sterling, MA 01564 T:978-422-3600 F:978-422-3700

EUROPE: Rathealy Road, Fermoy Co. Cork, Ireland T:353-(0)25-32277 F:353-(0)25-32296

ASIA/PACIFIC: IDEAL Anderson Asia Pacific Ltd., Unit 922-928 Topsail Plaza, 11 On Sum Street, Shatin N.T., Hong Kong T:852-2636-0836 F:852-2635-9036

CHINA: IDEAL Anderson Technologies (Shenzhen) Ltd., Block A8 Tantou W. Ind. Par, Songgang Baoan District, Shenzhen, PR. China 51810 T: 86-755-2768-2118 F: 86-755-2768-2218

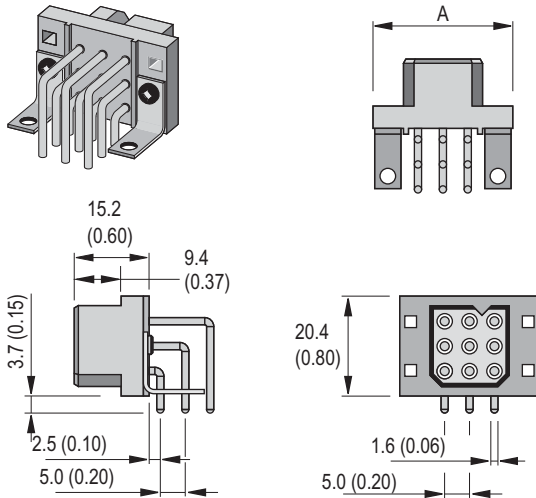
TAIWAN: IDEAL Anderson Asia Pacific Ltd., Taiwan Branch, 4F-2, No.116, Dadun 20th St., Situn District, Taichung City 407, Taiwan (R.O.C.) T: 886-4-2310-6451 F:886-4-2310-6460

www.andersonpower.com

Three Row Right Angle PCB (female)

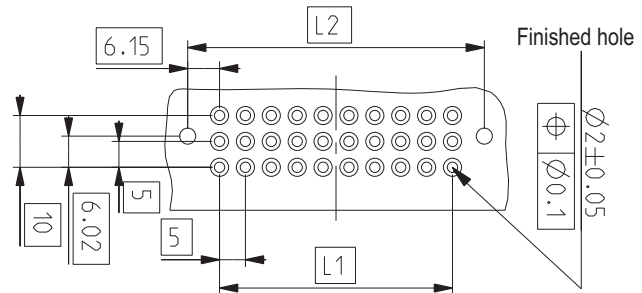
DIMENSIONS - mm(in.)

3 Row - PCB Right Angle Connector



3 Row - PCB Hole Layout For Right Angle Connector

ROWS CONTACTS	A		L1		L2	
	mm	in.	mm	in.	mm	in.
3 - 09	28.5	1.12	10	0.39	22.3	0.88
3 - 12	33.5	1.32	15	0.59	27.3	1.07
3 - 18	43.5	1.71	25	0.98	37.3	1.47
3 - 24	53.5	2.11	35	1.38	47.3	1.86
3 - 30	63.5	2.50	45	1.77	57.3	2.26



ORDERING INFORMATION

With Latch

Part Number	Description
PM309FRALOO	3x3 FEMALE Right Angle PCB Solder
PM312FRALOO	3x4 FEMALE Right Angle PCB Solder
PM318FRALOO	3x6 FEMALE Right Angle PCB Solder
PM324FRALOO	3x8 FEMALE Right Angle PCB Solder
PM330FRALOO	3x10 FEMALE Right Angle PCB Solder

Right Angle PCB Snap Bracket & Latch

Part Number	Description
PM309FRALSB	3x3 FEMALE Right Angle PCB Solder
PM312FRALSB	3x4 FEMALE Right Angle PCB Solder
PM318FRALSB	3x6 FEMALE Right Angle PCB Solder
PM324FRALSB	3x8 FEMALE Right Angle PCB Solder
PM330FRALSB	3x10 FEMALE Right Angle PCB Solder

Right Angle PCB Bracket With Hole & Latch

Part Number	Description
PM309FRALHB	3x3 FEMALE Right Angle PCB Solder
PM312FRALHB	3x4 FEMALE Right Angle PCB Solder
PM318FRALHB	3x6 FEMALE Right Angle PCB Solder
PM324FRALHB	3x8 FEMALE Right Angle PCB Solder
PM330FRALHB	3x10 FEMALE Right Angle PCB Solder

No Latch

Part Number	Description
PM309FRAOOO	3x3 FEMALE Right Angle PCB Solder
PM312FRAOOO	3x4 FEMALE Right Angle PCB Solder
PM318FRAOOO	3x6 FEMALE Right Angle PCB Solder
PM324FRAOOO	3x8 FEMALE Right Angle PCB Solder
PM330FRAOOO	3x10 FEMALE Right Angle PCB Solder

Right Angle PCB Snap Bracket & No Latch

Part Number	Description
PM309FRAOSB	3x3 FEMALE Right Angle PCB Solder
PM312FRAOSB	3x4 FEMALE Right Angle PCB Solder
PM318FRAOSB	3x6 FEMALE Right Angle PCB Solder
PM324FRAOSB	3x8 FEMALE Right Angle PCB Solder
PM330FRAOSB	3x10 FEMALE Right Angle PCB Solder

Right Angle PCB Bracket With Hole & No Latch

Part Number	Description
PM309FRAOHB	3x3 FEMALE Right Angle PCB Solder
PM312FRAOHB	3x4 FEMALE Right Angle PCB Solder
PM318FRAOHB	3x6 FEMALE Right Angle PCB Solder
PM324FRAOHB	3x8 FEMALE Right Angle PCB Solder
PM330FRAOHB	3x10 FEMALE Right Angle PCB Solder

PCB contacts and mounting accessories are designed for a board thickness of 1.60mm (.063) with a contact protrusion of 2.10 (.083).
Other contact lengths are available upon request.

HEADQUARTERS: 13 Pratts Junction Road, P.O. Box 579, Sterling, MA 01564 T:978-422-3600 F:978-422-3700

EUROPE: Rathealy Road, Fermoy Co. Cork, Ireland T:353-(0)25-32277 F:353-(0)25-32296

ASIA/PACIFIC: IDEAL Anderson Asia Pacific Ltd., Unit 922-928 Topsail Plaza, 11 On Sum Street, Shatin N.T., Hong Kong T:852-2636-0836 F:852-2635-9036

CHINA: IDEAL Anderson Technologies (Shenzhen) Ltd., Block A8 Tantou W. Ind. Par, Songgang Baoan District, Shenzhen, PR. China 51810 T: 86-755-2768-2118 F: 86-755-2768-2218

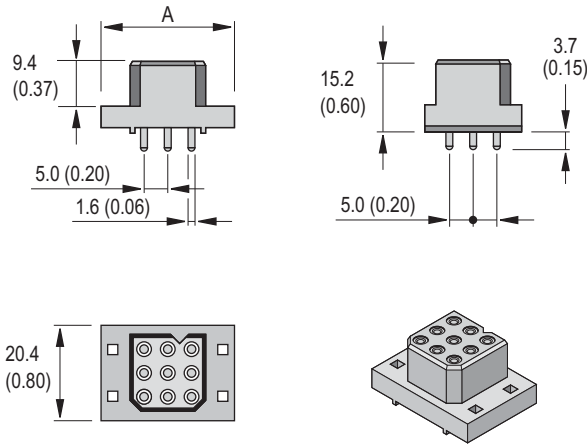
TAIWAN: IDEAL Anderson Asia Pacific Ltd., Taiwan Branch, 4F-2, No.116, Dadun 20th St., Situn District, Taichung City 407, Taiwan (R.O.C.) T: 886-4-2310-6451 F:886-4-2310-6460

www.andersonpower.com

Three Row Straight PCB (female)

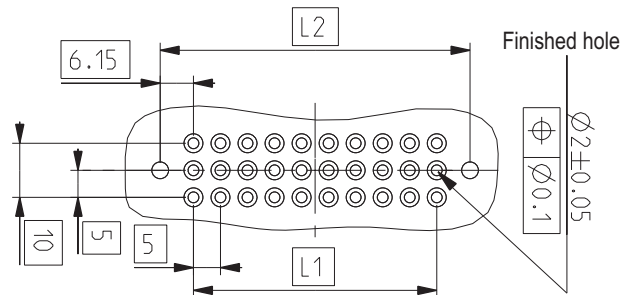
DIMENSIONS

3 Row - PCB Straight Solder Connector



3 Row - PCB Hole Layout For Straight Solder Connector

ROWS CONTACTS	A		L1		L2	
	mm	in.	mm	in.	mm	in.
3 - 09	28.5	1.12	10	0.39	22.3	0.88
3 - 12	33.5	1.32	15	0.59	27.3	1.07
3 - 18	43.5	1.71	25	0.98	37.3	1.47
3 - 24	53.5	2.11	35	1.38	47.3	1.86
3 - 30	63.5	2.50	45	1.77	57.3	2.26



ORDERING INFORMATION

With Latch

Part Number	Description
PM309FBALOO	3x3 FEMALE Straight PCB Solder
PM312FBALOO	3x4 FEMALE Straight PCB Solder
PM318FBALOO	3x6 FEMALE Straight PCB Solder
PM324FBALOO	3x8 FEMALE Straight PCB Solder
PM330FBALOO	3x10 FEMALE Straight PCB Solder

Push On PCB Fastener & Latch

Part Number	Description
PM309FBALSP	3x3 FEMALE Straight PCB Solder
PM312FBALSP	3x4 FEMALE Straight PCB Solder
PM318FBALSP	3x6 FEMALE Straight PCB Solder
PM324FBALSP	3x8 FEMALE Straight PCB Solder
PM330FBALSP	3x10 FEMALE Straight PCB Solder

Self-tapping Screws For PCB Mount & Latch

Part Number	Description
PM309FBALST	3x3 FEMALE Straight PCB Solder
PM312FBALST	3x4 FEMALE Straight PCB Solder
PM318FBALST	3x6 FEMALE Straight PCB Solder
PM324FBALST	3x8 FEMALE Straight PCB Solder
PM330FBALST	3x10 FEMALE Straight PCB Solder

No Latch

Part Number	Description
PM309FBAOOO	3x3 FEMALE Straight PCB Solder
PM312FBAOOO	3x4 FEMALE Straight PCB Solder
PM318FBAOOO	3x6 FEMALE Straight PCB Solder
PM324FBAOOO	3x8 FEMALE Straight PCB Solder
PM330FBAOOO	3x10 FEMALE Straight PCB Solder

Push On PCB Fastener & No Latch

Part Number	Description
PM309FBAOSP	3x3 FEMALE Straight PCB Solder
PM312FBAOSP	3x4 FEMALE Straight PCB Solder
PM318FBAOSP	3x6 FEMALE Straight PCB Solder
PM324FBAOSP	3x8 FEMALE Straight PCB Solder
PM330FBAOSP	3x10 FEMALE Straight PCB Solder

Self-tapping Screws For PCB Mount & No Latch

Part Number	Description
PM309FBAOST	3x3 FEMALE Straight PCB Solder
PM312FBAOST	3x4 FEMALE Straight PCB Solder
PM318FBAOST	3x6 FEMALE Straight PCB Solder
PM324FBAOST	3x8 FEMALE Straight PCB Solder
PM330FBAOST	3x10 FEMALE Straight PCB Solder

PCB contacts and mounting accessories are designed for a board thickness of 1.60mm (.063) with a contact protrusion of 2.10 (.083). Other contact lengths are available upon request.

All Data Subject To Change Without Notice

HEADQUARTERS: 13 Pratts Junction Road, P.O. Box 579, Sterling, MA 01564 T:978-422-3600 F:978-422-3700

EUROPE: Rathealy Road, Fermoy Co. Cork, Ireland T:353-(0)25-32277 F:353-(0)25-32296

ASIA/PACIFIC: IDEAL Anderson Asia Pacific Ltd., Unit 922-928 Topsail Plaza, 11 On Sum Street, Shatin N.T., Hong Kong T:852-2636-0836 F:852-2635-9036

CHINA: IDEAL Anderson Technologies (Shenzhen) Ltd., Block A8 Tantou W. Ind. Par, Songgang Baoan District, Shenzhen, PR. China 51810 T: 86-755-2768-2118 F: 86-755-2768-2218

TAIWAN: IDEAL Anderson Asia Pacific Ltd., Taiwan Branch, 4F-2, No.116, Dadun 20th St., Situn District, Taichung City 407, Taiwan (R.O.C.) T: 886-4-2310-6451 F:886-4-2310-6460

www.andersonpower.com


The PowerMod® connector family offers minimum size and high power. The high performance contacts and insulator are rated for 30 amps continuous. Applications requiring lower operating temperatures can be de-rated using our current-temperature chart.

The three row male PowerMod connectors are offered in 9, 12, 18, 24 and 30 circuit sizes. The connectors are available with straight crimp, straight PCB or right angle PCB contacts.

APP connectors are manufactured using the finest materials and world-class manufacturing processes. They embody the highest quality in the industry and meet all applicable industry standards.

FEATURES

- **Mechanically polarized housings**
Only mate one-way, ensuring proper mating
- **High reliability positive retention latches**
Are made from stainless steel to provide optimum performance
- **PCB, panel or cable mounting**
A wide variety of contact styles with optional mounting brackets, panel clips and back-shell hoods provide broad design flexibility
- **Optional sequential contact mating**
4 pin contact lengths can be custom specified for make-first/break-last or make-last/break-first circuits



SPECIFICATIONS

Electrical

Current rating	
IEC 512-3, UL 1977	30 Amps
Voltage Rating UL & CSA	600 Volts (AC/DC)
Creepage/Clearance Distance	3.2 mm (.125") Min
Contact Resistance per IEC 512-2	3 milliohms
Dielectric Strength per IEC 512-2	2200 V
Contact Wire Range (AWG)	#24 to #12
(mm ²) *	0.25 to 4.0
Operating Temperature Range °C	-55° to 180°
°F	-67° to 356°



IIS File No. E26226

* Stranding IEC class 5 or lower

Mechanical

Connect/Disconnect Cycles	
No Load per IEC 512-5	1000 cycles
Mating/Unmating Force per IEC 512-13	10 oz (3N) avg.
Contact Retention per IEC 512-8	18 lb (80N) Crimp 9 lb (40N) PCB Connector

Materials

Insulator	PPS UL94 V-0, material group IIIa
Pins	Copper alloy, 10 μ inch Au over Ni
Tail Solder (PCB contacts)	Sn/Ag/Cu (lead free)
Retention Clips	Stainless steel
Hoods	PBT UL94 V-0

ORDERING INFORMATION

PowerMod Part Number Plan - Three Row Female

Series	Rows	# Poles	Gender	Contact	Latch	Mounting	Customized Connector
P	M	3	0 9	M	B A	L	C H - X X X
3							Consult factory for options
09, 12, 18, 24, 30 Poles							OO - None SB - R/A PCB Snap Bracket HB - R/A PCB Bracket with Hole ST - Self-tapping screws for straight PCB mount SP - Push in fastener for straight PCB mount CH - With clam-shell hood PC - Panel Clip MC - Mounting Clip SC - Screw for 1.6mm panel mount
M - Male							
OO - None (Crimp contacts ordered separately)							
BA - Straight PCB Solder Standard Length-RoHS							
RA - R/A PCB Solder Standard Length-RoHS							
							L - Connector with latch (standard for contact type OO) O - No latch

Tooling

Part Number	Description
PM1000G1	Four indent hand tool
PM1001G1	Loose crimp piece machine (semi/auto)

Part Number	Description
PM1002G1	Contact insertion tool
PM1003G1	Contact extraction tool

Crimp Contacts

Part Number	Description
Standard Length 7.7mm	
PM16P2024A3S0	Pin AWG 24-20
PM16P1620S30	Pin AWG 20-16
PM16P1416S30	Pin AWG 16-14
PM16P12S30	Pin AWG 12
Pre-Mate 9.3mm	
PM16P2024A30	Pin AWG 24-20
PM16P1620A30	Pin AWG 20-16
PM16P1416A30	Pin AWG 16-14
PM16P12A30	Pin AWG 12
Pre-Mate 8.5mm	
PM16P2024B30	Pin AWG 24-20
PM16P1620B30	Pin AWG 20-16
PM16P1416B30	Pin AWG 16-14
PM16P12B30	Pin AWG 12
Post-mate 6.6mm	
PM16P2024C30	Pin AWG 24-20
PM16P1620C30	Pin AWG 20-16
PM16P1416C30	Pin AWG 16-14
PM16P12C30	Pin AWG 12

HEADQUARTERS: 13 Pratts Junction Road, P.O. Box 579, Sterling, MA 01564 T:978-422-3600 F:978-422-3700

EUROPE: Rathealy Road, Fermoy Co. Cork, Ireland T:353-(0)25-32277 F:353-(0)25-32296

ASIA/PACIFIC: IDEAL Anderson Asia Pacific Ltd., Unit 922-928 Topsail Plaza, 11 On Sum Street, Shatin N.T., Hong Kong T:852-2636-0836 F:852-2635-9036

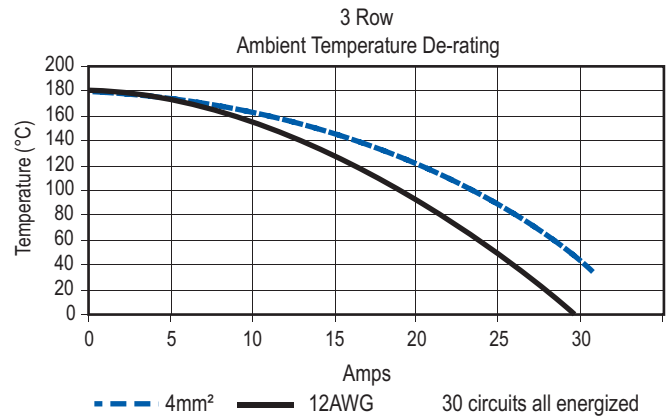
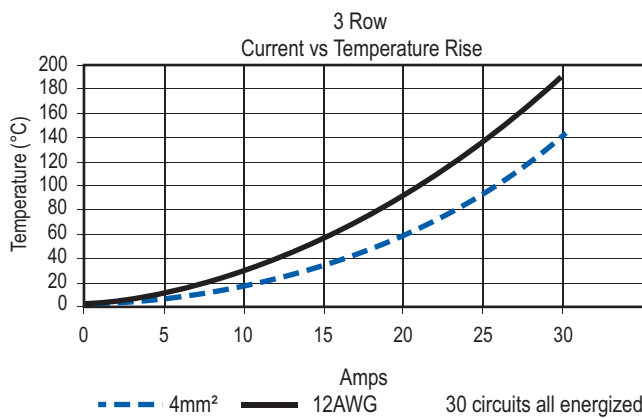
CHINA: IDEAL Anderson Technologies (Shenzhen) Ltd., Block A8 Tantou W. Ind. Par, Songgang Baoan District, Shenzhen, PR. China 51810 T: 86-755-2768-2118 F: 86-755-2768-2218

TAIWAN: IDEAL Anderson Asia Pacific Ltd., Taiwan Branch, 4F.-2, No.116, Dadun 20th St., Situn District, Taichung City 407, Taiwan (R.O.C.) T: 886-4-2310-6451 F:886-4-2310-6460

www.andersonpower.com

Three Row Cable Connector (male)

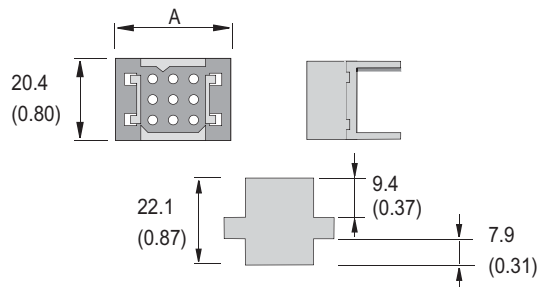
TEMPERATURE CHARTS



DIMENSIONS - mm(in.)

Cable Connector

ROWS CONTACTS	A	
	mm	in.
3 - 09	28.5	1.12
3 - 12	33.5	1.32
3 - 18	43.5	1.71
3 - 24	53.5	2.11
3 - 30	63.5	2.50



See accessory section for panel clip and mounting clip cut-out dimensions.

ORDERING INFORMATION

Cable Connector

Part Number	Description
PM309MOOLOO	3x3 MALE Cable Connector
PM312MOOLOO	3x4 MALE Cable Connector
PM318MOOLOO	3x6 MALE Cable Connector
PM324MOOLOO	3x8 MALE Cable Connector
PM330MOOLOO	3x10 MALE Cable Connector

Panel Mount With Mounting Clip

Part Number	Description
PM309MOOLMC	3x3 MALE Cable Connector
PM312MOOLMC	3x4 MALE Cable Connector
PM318MOOLMC	3x6 MALE Cable Connector
PM324MOOLMC	3x8 MALE Cable Connector
PM330MOOLMC	3x10 MALE Cable Connector

With Clam Shell Hood & Strain Relief

Part Number	Description
PM309MOOLCH	3x3 MALE Cable Connector
PM312MOOLCH	3x4 MALE Cable Connector
PM318MOOLCH	3x6 MALE Cable Connector
PM324MOOLCH	3x8 MALE Cable Connector
PM330MOOLCH	3x10 MALE Cable Connector

Panel Mount With Screws

Part Number	Description
PM309MOOLSC	3x3 MALE Cable Connector
PM312MOOLSC	3x4 MALE Cable Connector
PM318MOOLSC	3x6 MALE Cable Connector
PM324MOOLSC	3x8 MALE Cable Connector
PM330MOOLSC	3x10 MALE Cable Connector

With Snap-in Panel Clip

Part Number	Description
PM309MOOLPC	3x3 MALE Cable Connector
PM312MOOLPC	3x4 MALE Cable Connector
PM318MOOLPC	3x6 MALE Cable Connector
PM324MOOLPC	3x8 MALE Cable Connector
PM330MOOLPC	3x10 MALE Cable Connector

HEADQUARTERS: 13 Pratts Junction Road, P.O. Box 579, Sterling, MA 01564 T:978-422-3600 F:978-422-3700

EUROPE: Rathealy Road, Fermoy Co. Cork, Ireland T:353-(0)25-32277 F:353-(0)25-32296

ASIA/PACIFIC: IDEAL Anderson Asia Pacific Ltd., Unit 922-928 Topsail Plaza, 11 On Sum Street, Shatin N.T., Hong Kong T:852-2636-0836 F:852-2635-9036

CHINA: IDEAL Anderson Technologies (Shenzhen) Ltd., Block A8 Tantou W. Ind. Par, Songgang Baoan District, Shenzhen, PR. China 51810 T: 86-755-2768-2118 F: 86-755-2768-2218

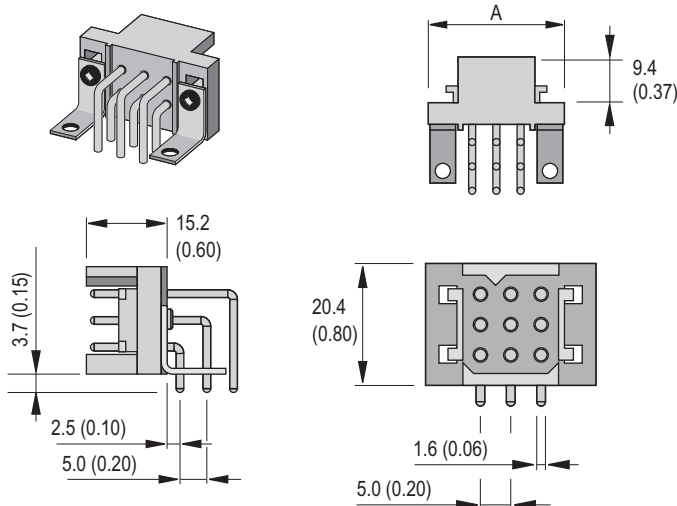
TAIWAN: IDEAL Anderson Asia Pacific Ltd., Taiwan Branch, 4F-2, No.116, Dadun 20th St., Situn District, Taichung City 407, Taiwan (R.O.C.) T: 886-4-2310-6451 F:886-4-2310-6460

www.andersonpower.com

Three Row Right Angle PCB (male)

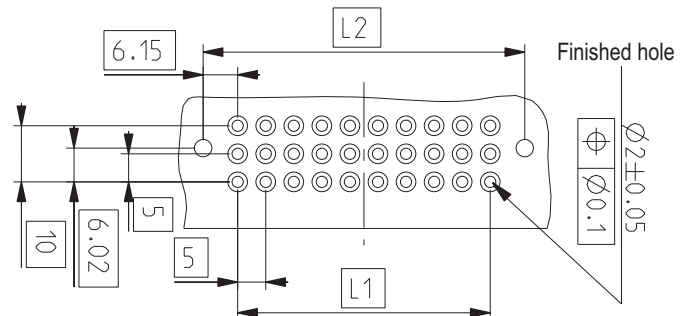
DIMENSIONS - mm(in.)

3 Row - PCB Right Angle Connector



3 Row - PCB Hole Layout For Right Angle Connector

ROWS CONTACTS	A		L1		L2	
	mm	in.	mm	in.	mm	in.
3 - 09	28.5	1.12	10	0.39	22.3	0.88
3 - 12	33.5	1.32	15	0.59	27.3	1.07
3 - 18	43.5	1.71	25	0.98	37.3	1.47
3 - 24	53.5	2.11	35	1.38	47.3	1.86
3 - 30	63.5	2.50	45	1.77	57.3	2.26



ORDERING INFORMATION

With Latch

Part Number	Description
PM309MRALOO	3x3 MALE Right Angle PCB Solder
PM312MRALOO	3x4 MALE Right Angle PCB Solder
PM318MRALOO	3x6 MALE Right Angle PCB Solder
PM324MRALOO	3x8 MALE Right Angle PCB Solder
PM330MRALOO	3x10 MALE Right Angle PCB Solder

Right Angle PCB Snap Bracket & Latch

Part Number	Description
PM309MRALSB	3x3 MALE Right Angle PCB Solder
PM312MRALSB	3x4 MALE Right Angle PCB Solder
PM318MRALSB	3x6 MALE Right Angle PCB Solder
PM324MRALSB	3x8 MALE Right Angle PCB Solder
PM330MRALSB	3x10 MALE Right Angle PCB Solder

Right Angle PCB Bracket With Hole & Latch

Part Number	Description
PM309MRALHB	3x3 MALE Right Angle PCB Solder
PM312MRALHB	3x4 MALE Right Angle PCB Solder
PM318MRALHB	3x6 MALE Right Angle PCB Solder
PM324MRALHB	3x8 MALE Right Angle PCB Solder
PM330MRALHB	3x10 MALE Right Angle PCB Solder

No Latch

Part Number	Description
PM309MRA000	3x3 MALE Right Angle PCB Solder
PM312MRA000	3x4 MALE Right Angle PCB Solder
PM318MRA000	3x6 MALE Right Angle PCB Solder
PM324MRA000	3x8 MALE Right Angle PCB Solder
PM330MRA000	3x10 MALE Right Angle PCB Solder

Right Angle PCB Snap Bracket & No Latch

Part Number	Description
PM309MRAOSB	3x3 MALE Right Angle PCB Solder
PM312MRAOSB	3x4 MALE Right Angle PCB Solder
PM318MRAOSB	3x6 MALE Right Angle PCB Solder
PM324MRAOSB	3x8 MALE Right Angle PCB Solder
PM330MRAOSB	3x10 MALE Right Angle PCB Solder

Right Angle PCB Bracket With Hole & No Latch

Part Number	Description
PM3309MRAOHB	3x3 MALE Right Angle PCB Solder
PM3312MRAOHB	3x4 MALE Right Angle PCB Solder
PM3318MRAOHB	3x6 MALE Right Angle PCB Solder
PM324MRAOHB	3x8 MALE Right Angle PCB Solder
PM330MRAOHB	3x10 MALE Right Angle PCB Solder

PCB contacts and mounting accessories are designed for a board thickness of 1.60mm (.063) with a contact protrusion of 2.10 (.083). Other contact lengths are available upon request.

HEADQUARTERS: 13 Pratts Junction Road, P.O. Box 579, Sterling, MA 01564 T:978-422-3600 F:978-422-3700

EUROPE: Rathealy Road, Fermoy Co. Cork, Ireland T:353-(0)25-32277 F:353-(0)25-32296

ASIA/PACIFIC: IDEAL Anderson Asia Pacific Ltd., Unit 922-928 Topsail Plaza, 11 On Sum Street, Shatin N.T., Hong Kong T:852-2636-0836 F:852-2635-9036

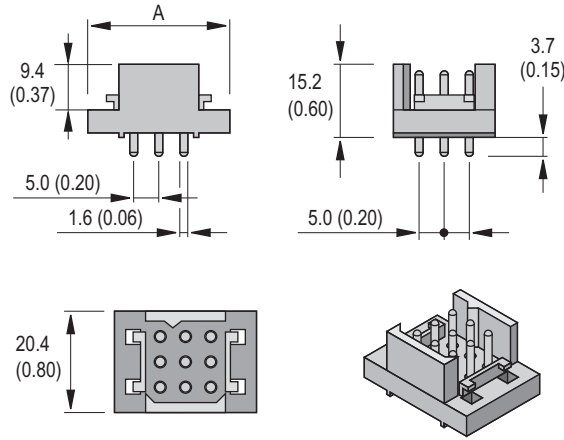
CHINA: IDEAL Anderson Technologies (Shenzhen) Ltd., Block A8 Tantou W. Ind. Par, Songgang Baoan District, Shenzhen, PR. China 51810 T: 86-755-2768-2118 F: 86-755-2768-2218

18, Daxin 20th St., Situn District, Taipei
www.andersonpower.com

Three Row Straight PCB (male)

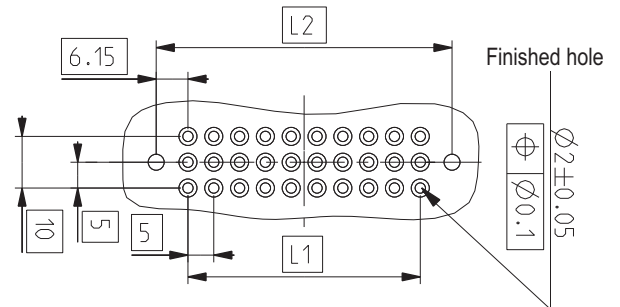
DIMENSIONS - mm(in.)

3 Row - PCB Straight Solder Connector



3 Row - PCB Hole Layout For Straight Solder Connector

ROWS CONTACTS	A		L1		L2	
	mm	in.	mm	in.	mm	in.
3 - 09	28.5	1.12	10	0.39	22.3	0.88
3 - 12	33.5	1.32	15	0.59	27.3	1.07
3 - 18	43.5	1.71	25	0.98	37.3	1.47
3 - 24	53.5	2.11	35	1.38	47.3	1.86
3 - 30	63.5	2.50	45	1.77	57.3	2.26



ORDERING INFORMATION

With Latch

Part Number	Description
PM309MBALOO	3x3 MALE Straight PCB Solder
PM312MBALOO	3x4 MALE Straight PCB Solder
PM318MBALOO	3x6 MALE Straight PCB Solder
PM324MBALOO	3x8 MALE Straight PCB Solder
PM330MBALOO	3x10 MALE Straight PCB Solder

Push On PCB Fastener & Latch

Part Number	Description
PM309MBALSP	3x3 MALE Straight PCB Solder
PM312MBALSP	3x4 MALE Straight PCB Solder
PM318MBALSP	3x6 MALE Straight PCB Solder
PM324MBALSP	3x8 MALE Straight PCB Solder
PM330MBALSP	3x10 MALE Straight PCB Solder

Self-tapping Screws For PCB Mount & Latch

Part Number	Description
PM309MBALST	3x3 MALE Straight PCB Solder
PM312MBALST	3x4 MALE Straight PCB Solder
PM318MBALST	3x6 MALE Straight PCB Solder
PM324MBALST	3x8 MALE Straight PCB Solder
PM330MBALST	3x10 MALE Straight PCB Solder

No Latch

Part Number	Description
PM309MBAOOO	3x3 MALE Straight PCB Solder
PM312MBAOOO	3x4 MALE Straight PCB Solder
PM318MBAOOO	3x6 MALE Straight PCB Solder
PM324MBAOOO	3x8 MALE Straight PCB Solder
PM330MBAOOO	3x10 MALE Straight PCB Solder

Push On PCB Fastener & No Latch

Part Number	Description
PM309MBAOSP	3x3 MALE Straight PCB Solder
PM312MBAOSP	3x4 MALE Straight PCB Solder
PM318MBAOSP	3x6 MALE Straight PCB Solder
PM324MBAOSP	3x8 MALE Straight PCB Solder
PM330MBAOSP	3x10 MALE Straight PCB Solder

Self-tapping Screws For PCB Mount & No Latch

Part Number	Description
PM309MBAOST	3x3 MALE Straight PCB Solder
PM312MBAOST	3x4 MALE Straight PCB Solder
PM318MBAOST	3x6 MALE Straight PCB Solder
PM324MBAOST	3x8 MALE Straight PCB Solder
PM330MBAOST	3x10 MALE Straight PCB Solder

PCB contacts and mounting accessories are designed for a board thickness of 1.60mm (.063) with a contact protrusion of 2.10 (.083). Other contact lengths are available upon request.

All Data Subject To Change Without Notice

HEADQUARTERS: 13 Pratts Junction Road, P.O. Box 579, Sterling, MA 01564 T:978-422-3600 F:978-422-3700

EUROPE: Rathealy Road, Fermoy Co. Cork, Ireland T:353-(0)25-32277 F:353-(0)25-32296


ASIA/PACIFIC: IDEAL Anderson Asia Pacific Ltd., Unit 922-928 Topsail Plaza, 11 On Sum Street, Shatin N.T., Hong Kong T:852-2636-0836 F:852-2635-9036

CHINA: IDEAL Anderson Technologies (Shenzhen) Ltd., Block A8 Tantou W. Ind. Par, Songgang Baoan District, Shenzhen, PR. China 51810 T: 86-755-2768-2118 F: 86-755-2768-2218

TAIWAN: IDEAL Anderson Asia Pacific Ltd., Taiwan Branch, 4F-2, No.116, Dadun 20th St., Sifun District, Taichung City 407, Taiwan (R.O.C.) T: 886-4-2310-6451 F:886-4-2310-6460

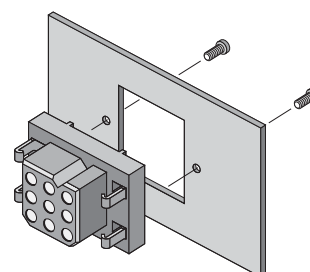
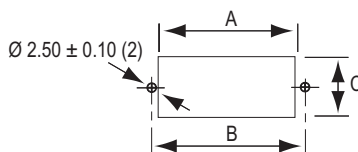
www.andersonpower.com

Anderson Power Products PowerMod® series offers multiple mounting options ranging from no mounting hardware, to snap in brackets, to self tapping screws, as well as clam shell housings. This application note details all 13 sizes, configurations and accessories available.



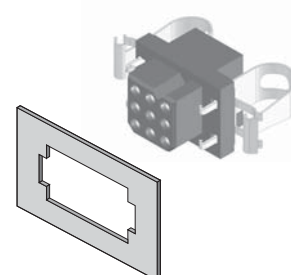
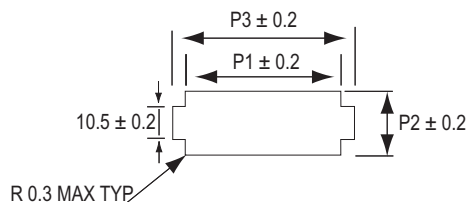
SCREW MOUNTING

Connector	-A-	-B-	-C-
1-03	16.10 (0.634)	22.30 (0.878)	11.00 (0.433)
1-04	21.10 (0.831)	27.30 (1.075)	11.00 (0.433)
1-06	31.10 (1.244)	37.30 (1.469)	11.00 (0.433)
1-08	41.10 (1.618)	47.30 (1.862)	11.00 (0.433)
2-06	16.10 (0.634)	22.30 (0.878)	16.00 (0.630)
2-08	21.10 (0.831)	27.30 (1.075)	16.00 (0.630)
2-12	31.10 (1.244)	37.30 (1.469)	16.00 (0.630)
2-16	41.10 (1.618)	47.30 (1.862)	16.00 (0.630)
3-09	16.10 (0.634)	22.30 (0.878)	21.00 (0.827)
3-12	21.10 (0.831)	27.30 (1.075)	21.00 (0.827)
3-18	31.10 (1.244)	37.30 (1.469)	21.00 (0.827)
3-24	41.10 (1.618)	47.30 (1.862)	21.00 (0.827)
3-30	51.10 (2.012)	57.30 (2.256)	21.00 (0.827)



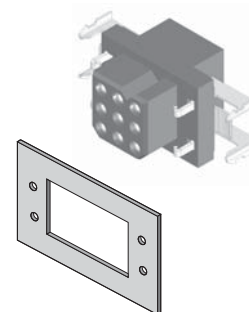
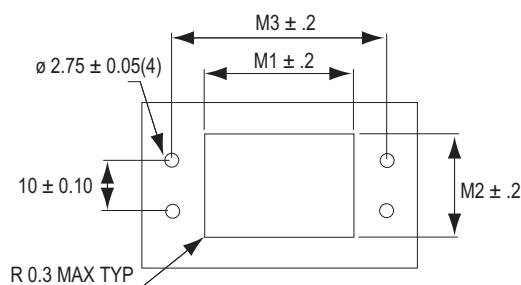
PANEL CLIP CUT-OUT

Connector	-P1-	-P2-	-P3-
1-03	29.7 (1.17)	10.8 (0.43)	40.7 (1.60)
1-04	34.7 (1.37)	10.8 (0.43)	45.7 (1.80)
1-06	44.7 (1.76)	10.8 (0.43)	55.7 (2.19)
1-08	54.7 (2.15)	10.8 (0.43)	65.7 (2.59)
2-06	29.7 (1.17)	15.8 (0.62)	40.7 (1.60)
2-08	34.7 (1.37)	15.8 (0.62)	45.7 (1.80)
2-12	44.7 (1.76)	15.8 (0.62)	55.7 (2.19)
2-16	54.7 (2.15)	15.8 (0.62)	65.7 (2.59)
3-09	29.7 (1.17)	20.8 (0.82)	40.7 (1.60)
3-12	34.7 (1.37)	20.8 (0.82)	45.7 (1.80)
3-18	44.7 (1.76)	20.8 (0.82)	55.7 (2.19)
3-24	54.7 (2.15)	20.8 (0.82)	65.7 (2.59)
3-30	64.7 (2.55)	20.8 (0.82)	75.7 (2.98)



MOUNTING CLIP CUT-OUT

Connector	-M1-	-M2-	-M3-
1-03	29.5 (1.16)	10.5 (0.41)	42.5 (1.67)
1-04	34.5 (1.36)	10.5 (0.41)	47.5 (1.87)
1-06	44.5 (1.75)	10.5 (0.41)	57.5 (2.26)
1-08	54.5 (2.15)	10.5 (0.41)	67.5 (2.66)
2-06	29.5 (1.16)	15.5 (0.61)	42.5 (1.67)
2-08	34.5 (1.36)	15.5 (0.61)	47.5 (1.87)
2-12	44.5 (1.75)	15.5 (0.61)	57.5 (2.26)
2-16	54.5 (2.15)	15.5 (0.61)	67.5 (2.66)
3-09	29.5 (1.16)	20.5 (0.81)	42.5 (1.67)
3-12	34.5 (1.36)	20.5 (0.81)	47.5 (1.87)
3-18	44.5 (1.75)	20.5 (0.81)	57.5 (2.26)
3-24	54.5 (2.15)	20.5 (0.81)	67.5 (2.66)
3-30	64.5 (2.54)	20.5 (0.81)	77.5 (3.05)



HEADQUARTERS: 13 Pratts Junction Road, P.O. Box 579, Sterling, MA 01564 T:978-422-3600 F:978-422-3700

EUROPE: Rathealy Road, Fermoy Co. Cork, Ireland T:353-(0)25-32277 F:353-(0)25-32296

ASIA/PACIFIC: IDEAL Anderson Asia Pacific Ltd., Unit 922-928 Topsail Plaza, 11 On Sum Street, Shatin N.T., Hong Kong T:852-2636-0836 F:852-2635-9036

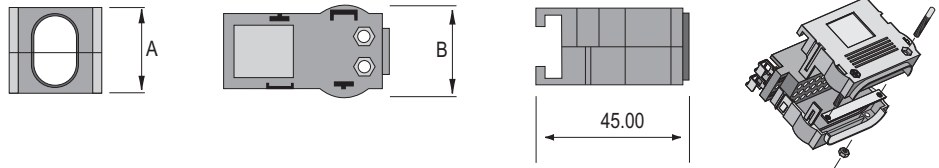
CHINA: IDEAL Anderson Technologies (Shenzhen) Ltd., Block A8 Tantou W. Ind. Par, Songgang Baoan District, Shenzhen, PR. China 51810 T: 86-755-2768-2118 F: 86-755-2768-2218

TAIWAN: IDEAL Anderson Asia Pacific Ltd., Taiwan Branch, 4F-2, No.116, Dadun 20th St., Situn District, Taichung City 407, Taiwan (R.O.C.) T: 886-4-2310-6451 F:886-4-2310-6460

www.andersonpower.com

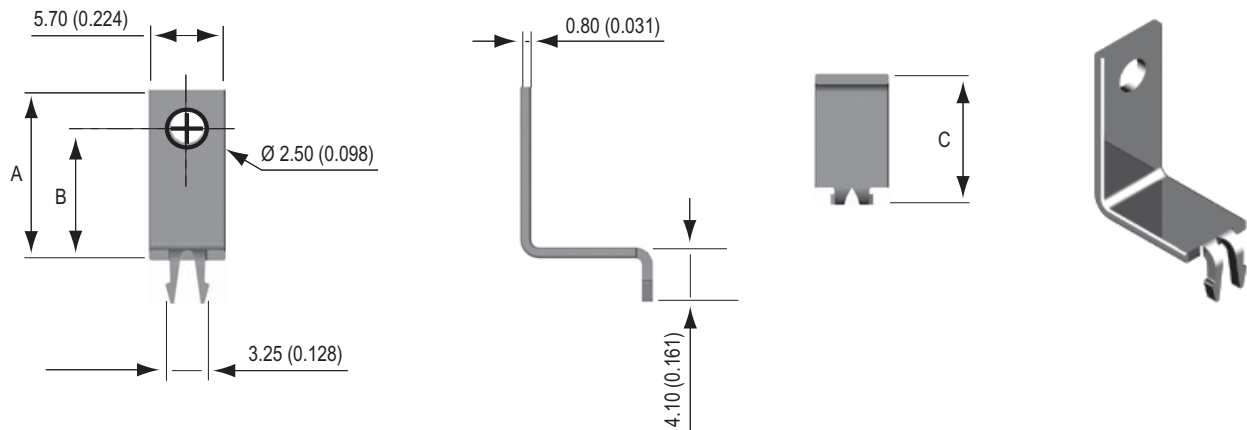
CLAM SHELL HOOD

Hood	-A-	-B-
1-03	16.00 (0.630)	24.00 (0.945)
1-04	16.00 (0.630)	29.00 (1.142)
1-06	16.00 (0.630)	39.00 (1.535)
1-08	16.00 (0.630)	49.00 (1.929)
2-06	21.00 (0.827)	24.00 (0.945)
2-08	21.00 (0.827)	29.00 (1.142)
2-12	21.00 (0.827)	39.00 (1.535)
2-16	21.00 (0.827)	49.00 (1.929)
3-09	26.00 (1.023)	24.00 (0.945)
3-12	26.00 (1.023)	29.00 (1.142)
3-18	26.00 (1.023)	39.00 (1.535)
3-24	26.00 (1.023)	49.00 (1.929)
3-30	26.00 (1.023)	59.00 (2.323)




SNAP-IN BRACKET

	-A-	-B-	-C-
1 Row	8.00 (0.315)	6.20 (0.244)	9.93 (0.391)
2 Rows	10.50 (0.413)	7.70 (0.303)	9.93 (0.391)
3 Rows	12.00 (0.472)	10.20 (0.402)	9.93 (0.391)



ROUND HOLE BRACKET

	-A-	-B-	-C-	-D-
1 Row	8.00 (0.315)	6.20 (0.244)	12.5 (0.492)	9.53 (0.375)
2 Rows	10.50 (0.413)	7.70 (0.303)	12.5 (0.492)	9.53 (0.375)
3 Rows	12.00 (0.472)	10.20 (0.402)	12.5 (0.492)	9.53 (0.375)



File No. E26226

All Data Subject To Change Without Notice

HEADQUARTERS: 13 Pratts Junction Road, P.O. Box 579, Sterling, MA 01564 T:978-422-3600 F:978-422-3700

EUROPE: Rathealy Road, Fermoy Co. Cork, Ireland T:353-(0)25-32277 F:353-(0)25-32296

ASIA/PACIFIC: IDEAL Anderson Asia Pacific Ltd., Unit 922-928 Topsail Plaza, 11 On Sum Street, Shatin N.T., Hong Kong T:852-2636-0836 F:852-2635-9036

CHINA: IDEAL Anderson Technologies (Shenzhen) Ltd., Block A8 Tantou W. Ind. Par, Songgang Baoan District, Shenzhen, PR. China 51810 T: 86-755-2768-2118 F: 86-755-2768-2218

TAIWAN: IDEAL Anderson Asia Pacific Ltd., Taiwan Branch, 4F-2, No.116, Dadun 20th St., Situn District, Taichung City 407, Taiwan (R.O.C.) T: 886-4-2310-6451 F:886-4-2310-6460

www.andersonpower.com

Connector Notes

For customer drawings, assembly instructions and individual data sheets, please visit www.andersonpower.com.

HEADQUARTERS: 13 Pratts Junction Road, P.O. Box 579, Sterling, MA 01564 T:978-422-3600 F:978-422-3700

EUROPE: Rathealy Road, Fermoy Co. Cork, Ireland T:353-(0)25-32277 F:353-(0)25-32296

ASIA/PACIFIC: IDEAL Anderson Asia Pacific Ltd., Unit 922-928 Topsail Plaza, 11 On Sum Street, Shatin N.T., Hong Kong T:852-2636-0836 F:852-2635-9036


CHINA: IDEAL Anderson Technologies (Shenzhen) Ltd., Block A8 Tantou W. Ind. Par, Songgang Baoan District, Shenzhen, PR. China 51810 T: 86-755-2768-2118 F: 86-755-2768-2218

TAIWAN: IDEAL Anderson Asia Pacific Ltd., Taiwan Branch, 4F.-2, No.116, Dadun 20th St., Situn District, Taichung City 407, Taiwan (R.O.C.) T: 886-4-2310-6451 F:886-4-2310-6460


www.andersonpower.com



Standard Power Clip



Dual Pole Power Clip



Rocker Power Clip

FEATURES

- **High 300A current rating**
Small size provides dense power packaging
- **Mates with .125 inches or 3mm flat bus bar blade**
Simplifies construction and lowers cost
- **Hot pluggable contact**
Supports hot swapping on 48 volt DC bus
- **UL and CUR recognized**
Product safety and electrical performance has been verified to the highest standards

PRODUCT RANGE

Materials

Housing: Polyester, UL 94 V-0

Contact Band: Beryllium copper alloy per C17200

Plating gold: 0.4 to 0.6 microns over 2 to 5 microns nickel

Contact Holder: Copper alloy C11000

Plating gold: 0.1 to 0.2 microns

Electrical

Continuous Current Ratings (1):

300 amp maximum, 200 amp @30 °C

Voltage Rating UL & CSA up to 600V (AC/DC)

Hot Plug Ratings(2):

100 amp @48 volts

200 amp @ 42 volts

Mechanical

Forces:

Insertion (lbs) - 10 to 20 maximum

Extraction (lbs) - 5 to 10 minimum

Mating Cycles:

Normal 500

Hot Plug 250

(1) Ratings using nickel plated tab

(2) Ratings using gold plated, solid copper tab

PRODUCT INFORMATION

Anderson Power Products® (APP), a leader in power interconnect solutions, offers the Power Clip® connector as part of the diversified family of electrical power connectors. Designed as a low cost interconnection between two perpendicular power bus bars, the Power Clip® is used in "N+1" rectifier, power supply and switching power supply applications.

The high-performance contact of the Power Clip® provides low-voltage drop and superior amperage carrying capability. Because the clip accepts a solid .125 inches or 3mm thick nickel or gold plated rectangular bus bar tab, there is no need for a mating connector.

The Power Clip® has been evaluated to UL1977 and CSA standard C22.2 No. 182.3-M1987 and is rated for up to 300 amps of continuous service. The product is also UL approved for true hot plug current interruption of 100A at 48V and 200A at 42V using a gold bus bar tab.



US File No. E26226

All Data Subject To Change Without Notice

HEADQUARTERS: 13 Pratts Junction Road, P.O. Box 579, Sterling, MA 01564 T:978-422-3600 F:978-422-3700

EUROPE: Rathealy Road, Fermoy Co. Cork, Ireland T:353-(0)25-32277 F:353-(0)25-32296

ASIA/PACIFIC: IDEAL Anderson Asia Pacific Ltd., Unit 922-928 Topsail Plaza, 11 On Sum Street, Shatin N.T., Hong Kong T:852-2636-0836 F:852-2635-9036

CHINA: IDEAL Anderson Technologies (Shenzhen) Ltd., Block A8 Tantou W. Ind. Par, Songgang Baoan District, Shenzhen, PR. China 51810 T: 86-755-2768-2118 F: 86-755-2768-2218

TAIWAN: IDEAL Anderson Asia Pacific Ltd., Taiwan Branch, 4F.-2, No.116, Dadun 20th St., Situn District, Taichung City 407, Taiwan (R.O.C.) T: 886-4-2310-6451 F:886-4-2310-6460

www.andersonpower.com

The Anderson Power Products Power Clip is designed as a low cost interconnection between two perpendicular power bus bars. The product's high performance contact offers low voltage drop and superior amperage carrying capability. There is no mating connector to the Power Clip as it accepts a solid .125 inches or 3mm thick nickel or gold plated rectangular bus bar tab.

The product is often used in "N+1" rectifier, power supply and switching power supply applications. The Power Clip's design enables the connector to be blind mated in the deepest racks.

The Power Clip is recognized to UL1977 and CSA standard C22.2 and is rated for up to 300 amps continuous service. The product is also UL approved for hot plug current interruption of 100A at 48V and 200A at 42V using a gold plated bus bar tab.

FEATURES

- **High 300A current rating**
Small size provides dense power packaging
- **Mates with .125 inches or 3mm flat bus bar blade**
Simplifies construction and lowers cost
- **Blind mating design**
Allows greater vertical chassis manufacturing tolerances
- **Hot pluggable contact**
Supports hot swapping on 48 volt DC bus
- **UL and CUR recognized**
Product safety and electrical performance has been verified to the highest standards



PRODUCT SPECIFICATIONS

Materials

Housing: Polyester, UL 94 V-0
Contact Band: Beryllium copper alloy per C17200
Plating gold: 0.4 to 0.6 microns over 2 to 5 microns nickel
Contact Holder: Copper alloy C11000
Plating gold: 0.1 to 0.2 microns

Mechanical

Forces:
Insertion - 10 lbs maximum
Extraction - 5 lbs minimum
Mating Cycles:
Normal 500
Hot Plug 250

Electrical

Continuous Current Ratings (1):
300 amp maximum, 200 amp @30 °C
Voltage Rating
UL up to 600V (AC/DC)
CSA up to 600V (AC/DC)
Hot Plug Ratings(2):
100 amp @48 volts
200 amp @ 42 volts

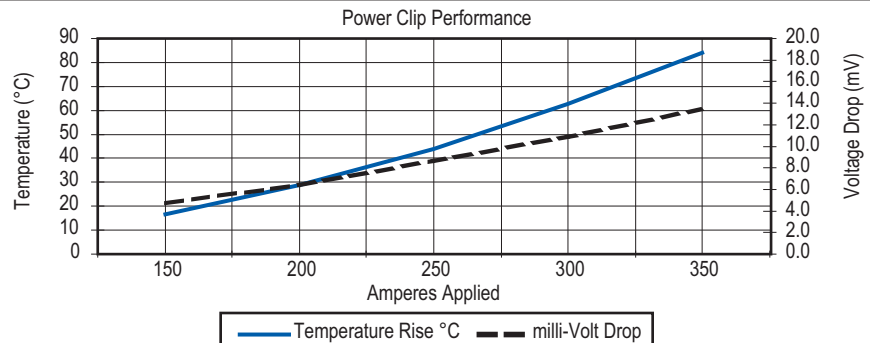
(1) Ratings using nickel plated tab (2) Ratings using gold plated, solid copper tab

ORDERING INFORMATION

Complete Connector

Part Number	Description
PCL01	Power Clip Connector

TEMPERATURE CHART



The graph shows the Power Clip electrical performance in terms of temperature rise and voltage drop at currents from 150A to 350A. The set up for the test consisted of the following:

- Six Power Clips were mounted on a bus bar that was .25 x 1.75 x 6.0 inches in diameter.
- The test samples were connected in series using 1/0 AWG wire attached to a 1" long and .125" thick nickel plated mating blades.

HEADQUARTERS: 13 Pratts Junction Road, P.O. Box 579, Sterling, MA 01564 T:978-422-3600 F:978-422-3700

EUROPE: Rathealy Road, Fermoy Co. Cork, Ireland T:353-(0)25-32277 F:353-(0)25-32296

ASIA/PACIFIC: IDEAL Anderson Asia Pacific Ltd., Unit 922-928 Topsail Plaza, 11 On Sum Street, Shatin N.T., Hong Kong T:852-2636-0836 F:852-2635-9036

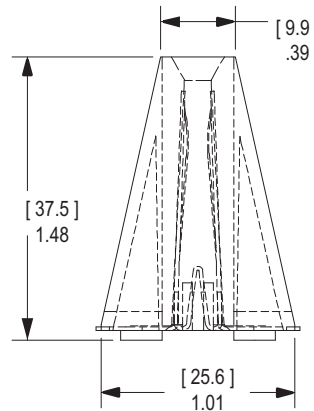
CHINA: IDEAL Anderson Technologies (Shenzhen) Ltd., Block A8 Tantou W. Ind. Par, Songgang Baoan District, Shenzhen, P.R. China 51810 T: 86-755-2768-2118 F: 86-755-2768-2218

TAIWAN: IDEAL Anderson Asia Pacific Ltd., Taiwan Branch, 4F-2, No.116, Dadun 20th St., Situn District, Taichung City 407, Taiwan (R.O.C.) T: 886-4-2310-6451 F:886-4-2310-6460

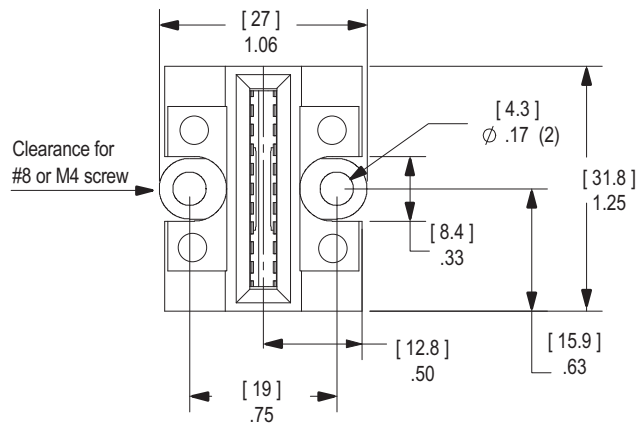
www.andersonpower.com

DIMENSIONS

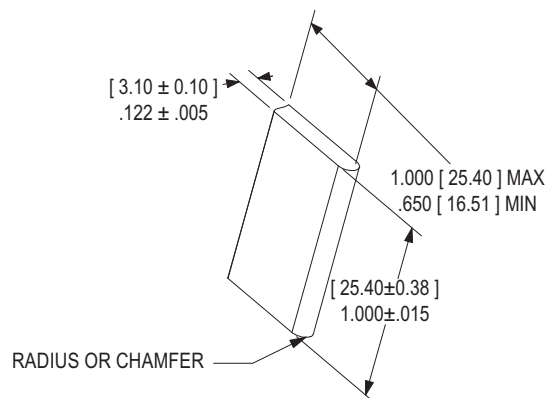
Side View



Top View



Mating Blade



The Anderson Power Products Rocker Power Clip is designed as a low cost interconnection between two perpendicular power bus bars. The product's high performance contact offers low voltage drop and superior amperage carrying capability. There is no mating connector to the Rocker Power Clip as it accepts a solid .125 inches or 3mm thick nickel or gold plated rectangular bus bar tab.


As a result of the Rocker's base, this Power Clip allows for 6 degrees of float, for improved blindmating. The product is often used in "N+1" rectifier, power supply and switching power supply applications. The Rocker Power Clip's design enables the connector to be blind mated in the deepest racks.

The Rocker Power Clip is recognized to UL1977 and CSA standard C22.2 and is rated for up to 300 amps continuous service.

The product is also UL approved for hot plug current interruption of 100A at 48V and 200A at 42V using a gold plated bus bar tab.

FEATURES

- **High 300A current rating**
Small size provides dense power packaging
- **Mates with .125 inches or 3mm flat bus bar blade**
Simplifies construction and lowers cost
- **Blind mating design**
Allows greater vertical chassis manufacturing tolerances
- **Hot pluggable contact**
Supports hot swapping on 48 volt DC bus
- **UL and CUR recognized**
Product safety and electrical performance has been verified to the highest standards



PRODUCT SPECIFICATIONS

Materials

Housing: Polyester, UL 94 V-0
Contact Band: Beryllium copper alloy per C17200
Plating gold: 0.4 to 0.6 microns over 2 to 5 microns nickel
Contact Holder: Copper alloy C11000
Plating gold: 0.1 to 0.2 microns

Mechanical

Forces:
Insertion - 10 lbs maximum
Extraction - 5 lbs minimum
Mating Cycles:
Normal 500
Hot Plug 250

Electrical

Continuous Current Ratings (1):
300 amp maximum, 200 amp @30 °C
Voltage Rating
UL up to 600V (AC/DC)
CSA up to 600V (AC/DC)
Hot Plug Ratings(2):
100 amp @48 volts
200 amp @ 42 volts

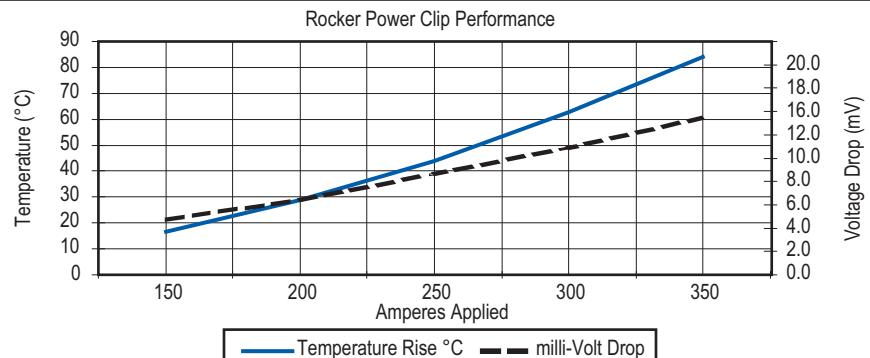
(1) Ratings using nickel plated tab (2) Ratings using gold plated, solid copper tab

ORDERING INFORMATION

Complete Connector

Part Number	Description
PCLO2	Power Clip Connector

TEMPERATURE CHART



The graph shows the Rocker Power Clip electrical performance in terms of temperature rise and voltage drop at currents from 150A to 350A. The set up for the test consisted of the following:

- Six Rocker Power Clips were mounted on a bus bar that was .25 x 1.75 x 6.0 inches in diameter.
- The test samples were connected in series using 1/0 AWG wire attached to a 1" long and .125" thick nickel plated mating blades.

HEADQUARTERS: 13 Pratts Junction Road, P.O. Box 579, Sterling, MA 01564 T:978-422-3600 F:978-422-3700

EUROPE: Rathealy Road, Fermoy Co. Cork, Ireland T:353-(0)25-32277 F:353-(0)25-32296

ASIA/PACIFIC: IDEAL Anderson Asia Pacific Ltd., Unit 922-928 Topsail Plaza, 11 On Sum Street, Shatin N.T., Hong Kong T:852-2636-0836 F:852-2635-9036

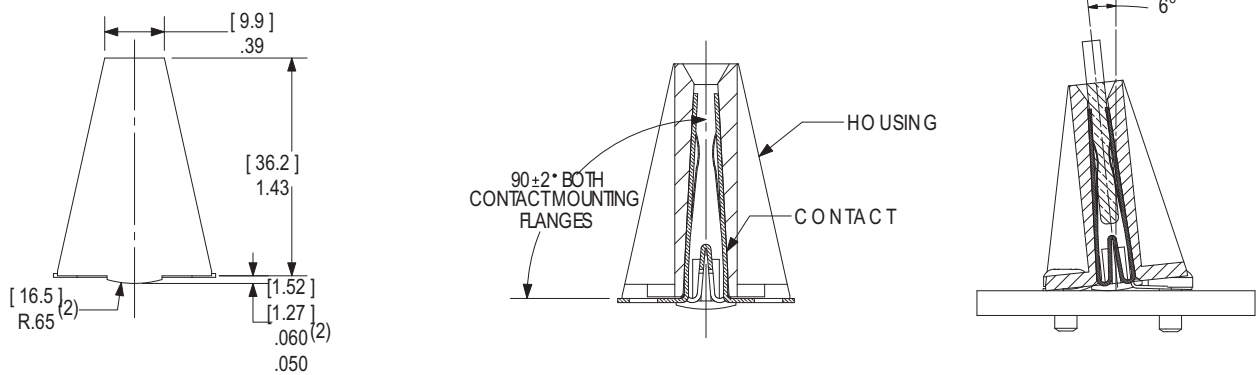
CHINA: IDEAL Anderson Technologies (Shenzhen) Ltd., Block A8 Tantou W. Ind. Par, Songgang Baoan District, Shenzhen, PR. China 51810 T: 86-755-2768-2118 F: 86-755-2768-2218

TAIWAN: IDEAL Anderson Asia Pacific Ltd., Taiwan Branch, 4F.-2, No.116, Dadun 20th St., Situn District, Taichung City 407, Taiwan (R.O.C.) T: 886-4-2310-6451 F:886-4-2310-6460

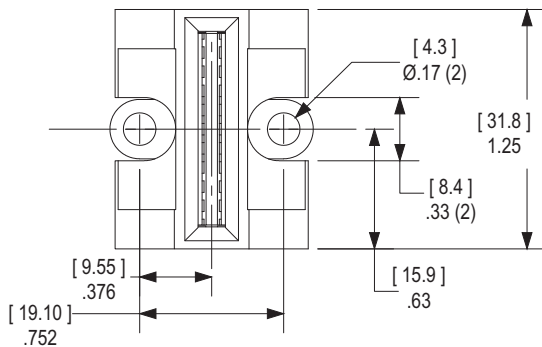
www.andersonpower.com

DIMENSIONS

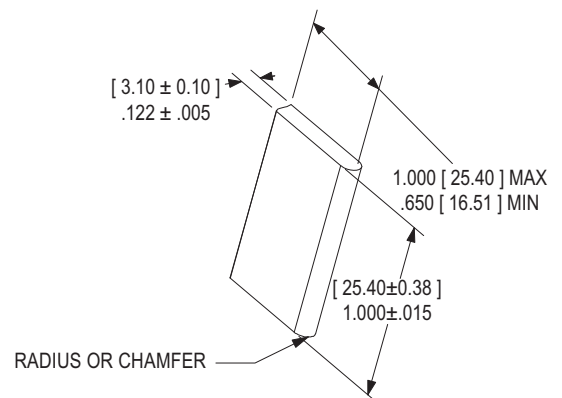
Side View



Top View



Mating Blade



The Anderson Power Products Dual Pole Power Clip is designed as a low cost interconnection between two perpendicular power bus bars. The product's high performance contacts offer low voltage drop and superior amperage carrying capability. There is no mating connector to the Dual Pole Power Clip as it accepts a solid .125 inches or 3mm thick nickel or gold plated rectangular bus bar tab.

The product is often used in "N+1" rectifier, power supply and switching power supply applications. The Dual Pole Power Clip's design enables the connector to be blind mated in the deepest racks.

The Dual Pole design allows for mating to a two pole laminated bus bar or double sided PSB tab. This will allow for feed and return with one single socket.

The Dual Pole Power Clip is recognized to UL1977 and CSA standard C22.2 and is rated for up to 300 amps continuous service.

FEATURES

- **High 300A current rating**
Small size provides dense power packaging
- **Mates with .125 inches or 3mm flat bus bar blade**
Simplifies construction and lowers cost
- **Blind mating design**
Allows greater vertical chassis manufacturing tolerances
- **UL and CUR recognized**
Product safety and electrical performance has been verified to the highest standards



PRODUCT SPECIFICATIONS

Materials

Housing: Polyester, UL94 V-0
Contact Band: Beryllium copper alloy per C17200
Plating gold: 0.4 to 0.6 microns over 2 to 5 microns nickel
Contact Holder: Copper alloy C11000
Plating gold: 0.10 to .02 microns

Electrical

Continuous 300 amp maximum
Current Ratings ⁽¹⁾ 200 amp @ 30 °C
Ratings ⁽²⁾ 200 amp @ 42 volts

Mechanical

Forces Insertion 20 lbs maximum
Extraction 10 lbs minimum

⁽¹⁾ Ratings using nickel plated tab

⁽²⁾ Ratings using gold plated, solid copper tab

ORDERING INFORMATION

Complete Connector

Part Number	Description
PCLO3	Dual Pole Power Clip Connector

HEADQUARTERS: 13 Pratts Junction Road, P.O. Box 579, Sterling, MA 01564 T:978-422-3600 F:978-422-3700

EUROPE: Rathealy Road, Fermoy Co. Cork, Ireland T:353-(0)25-32277 F:353-(0)25-32296

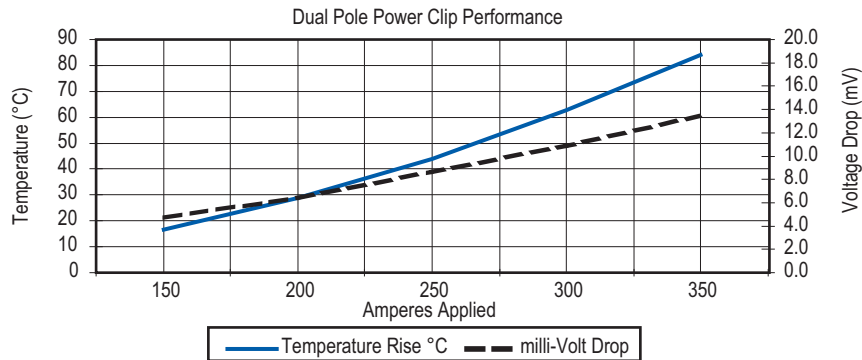
ASIA/PACIFIC: IDEAL Anderson Asia Pacific Ltd., Unit 922-928 Topsail Plaza, 11 On Sum Street, Shatin N.T., Hong Kong T:852-2636-0836 F:852-2635-9036

CHINA: IDEAL Anderson Technologies (Shenzhen) Ltd., Block A8 Tantou W. Ind. Par, Songgang Baoan District, Shenzhen, PR. China 51810 T: 86-755-2768-2118 F: 86-755-2768-2218

TAIWAN: IDEAL Anderson Asia Pacific Ltd., Taiwan Branch, 4F-2, No.116, Dadun 20th St., Situn District, Taichung City 407, Taiwan (R.O.C.) T: 886-4-2310-6451 F:886-4-2310-6460

www.andersonpower.com

TEMPERATURE CHART

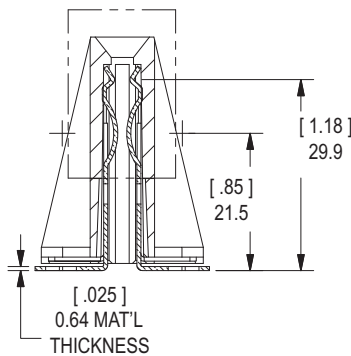


The graph shows the Dual Pole Power Clip electrical performance in terms of temperature rise and voltage drop at currents from 150A to 350A. The set up for the test consisted of the following:

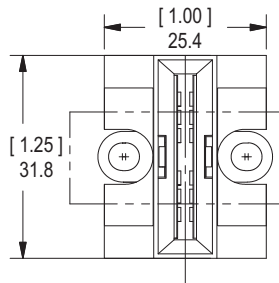
- Six Power Clips were mounted on a bus bar that was .25 x 1.75 x 6.0 inches in diameter.
- The test samples were connected in series using 1/0 AWG wire attached to a 1" long and .125" thick nickel plated mating blades.

DIMENSIONS

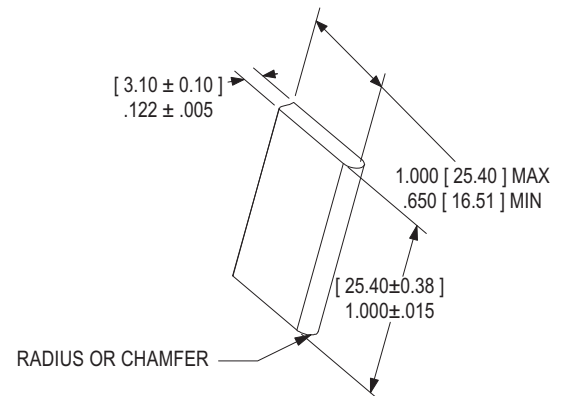
Side View



Top View



Mating Blade



Connector Notes

For customer drawings, assembly instructions and individual data sheets, please visit www.andersonpower.com.

HEADQUARTERS: 13 Pratts Junction Road, P.O. Box 579, Sterling, MA 01564 T:978-422-3600 F:978-422-3700

EUROPE: Rathealy Road, Fermoy Co. Cork, Ireland T:353-(0)25-32277 F:353-(0)25-32296

ASIA/PACIFIC: IDEAL Anderson Asia Pacific Ltd., Unit 922-928 Topsail Plaza, 11 On Sum Street, Shatin N.T., Hong Kong T:852-2636-0836 F:852-2635-9036

CHINA: IDEAL Anderson Technologies (Shenzhen) Ltd., Block A8 Tantou W. Ind. Par, Songgang Baoan District, Shenzhen, PR. China 51810 T: 86-755-2768-2118 F: 86-755-2768-2218

TAIWAN: IDEAL Anderson Asia Pacific Ltd., Taiwan Branch, 4F.-2, No.116, Dadun 20th St., Situn District, Taichung City 407, Taiwan (R.O.C.) T: 886-4-2310-6451 F:886-4-2310-6460

www.andersonpower.com

65 to 250 Amp Filter Connector

Two Pole Male & Female Connector Family

Features

- Available in a variety of capacitance values

ACARA connector offer excellent EMI suppression to very high frequencies

- Field disconnect with positive latch

ACARA mating and un-mating does not require an electrician. The positive latch mechanism keeps connectors mated.

- Polarized housings with user selective key


Housings only mate one-way preventing reverse polarity. The user selective key can be used to prevent mating of similar ACARA connectors with different ratings.

- Reduces assembly cost and components

The ACARA system reduces wire preparation and crimping up to 80%



SPECIFICATIONS

Electrical			Mechanical	
Current Rating UL 1977, UL1283		65 to 250 Amps	Mating Cycles, UL1977, EN61984	500 cycles
	EN61984, EN132400		Hot Plug (CBC), UL1977, EN61984 (65 & 150)	65 amps
Capacitance (65 & 150)		100 to 600 nF	(150 & 250)	150 amps
	(150 & 250)	220 to 2100 nF	Mating/Unmating Force	30 Lbs (134 N) average
Voltage Rating	EN132400	UL 1283	Contact Retention UL 1977	150 Lbs (670 N) minimum
Y2 Capacitors	300 VRMS	250 VRMS	IP Rating EN1984 (65 & 100)	20 unmated (20 mated)
Y4 Capacitors	130 VRMS	130 VRMS	(150 & 250)	10 unmated (20 mated)
Impulse Voltage EN132400	3000 VDC for 2s	1700 VDC for 2s	Materials	
Dielectric Strength	5000 volts		Insulator & Cable Clamp	PBT UL94V-0
Voltage Drop	<10 millivolts		Contacts & Ground Plate	Copper alloy, tin plate
Operating Temperature Range	-25 to 100C		Capacitor	Wound metallized film
Ambient Temperature Range	-25 to 60C		Approvals	
			 E26226	Semko 403269, 403270, 400358, 400363

PRODUCT INFORMATION

Anderson Power Products and Schaffner EMC, leaders in the fields of power interconnect and EMI suppression have partnered to produce the ACARA system of EMI filtered electrical power connectors. ACARA filtered connectors are available in a variety of capacitance values and offer excellent EMI suppression to very high frequencies (6 GHz).

The male filter connector is designed for a fast, error-proof assembly. The female power connector is polarized to the male connector reducing risk of installation error. The optional connector keying further enables the system designer to insure proper site installation.

The ACARA system greatly reduces the number of components and labor required for assembly and installation. The products are certified to all applicable requirements of UL and EN.

All Data Subject To Change Without Notice

HEADQUARTERS: 13 Pratts Junction Road, P.O. Box 579, Sterling, MA 01564 T:978-422-3600 F:978-422-3700

EUROPE: Rathealy Road, Fermoy Co. Cork, Ireland T:353-(0)25-32277 F:353-(0)25-32296

ASIA/PACIFIC: IDEAL Anderson Asia Pacific Ltd., Unit 922-928 Topsail Plaza, 11 On Sum Street, Shatin N.T., Hong Kong T:852-2636-0836 F:852-2635-9036

CHINA: IDEAL Anderson Technologies (Shenzhen) Ltd., Block A8 Tantou W. Ind. Par, Songgang Baoan District, Shenzhen, PR. China 51810 T: 86-755-2768-2118 F: 86-755-2768-2218

TAIWAN: IDEAL Anderson Asia Pacific Ltd., Taiwan Branch, 4F.-2, No.116, Dadun 20th St., Situn District, Taichung City 407, Taiwan (R.O.C.) T: 886-4-2310-6451 F:886-4-2310-6460

www.andersonpower.com

65 to 100 Amp Filter Connector

Two Pole Male & Female Power Connector

Anderson Power Products and Schaffner EMC, leaders in the fields of power interconnect and EMI suppression have partnered to produce the ACARA system of EMI filtered electrical power connectors. ACARA filtered connectors are available in a variety of capacitance values and offers excellent EMI suppression to very high frequencies (6 GHz).

The male filter connector is designed for a fast, error-proof assembly. The female power connector is polarized to the male connector reducing risk of installation error. The optional connector keying further enables the system designer to insure proper site installation.

The ACARA system greatly reduces the number of components and labor required for assembly and installation. The products are certified to all applicable requirements of UL and EN.

FEATURES

- **Available in a variety of capacitance values**

ACARA capacitor/connector offer excellent EMI suppression to very high frequencies

- **Field disconnect with positive latch**

ACARA mating and un-mating does not require an electrician. The positive latch mechanism keeps connectors mated.

- **Polarized housings with user selective key**

Housings only mate one-way preventing reverse polarity. The user selective key can be used to prevent mating of similar ACARA connectors.

- **Reduces assembly cost and components**

The ACARA system reduces wire preparation and crimping up to 80%



PRODUCT SPECIFICATIONS

Electrical

Current Rating	UL 1977, UL1283	65 or 100 Amps
	EN61984, EN132400	
Capacitance		100 to 600 nF
Voltage Rating	EN132400	UL 1283
Y2 Capacitors	300 VRMS	250 VRMS
Y4 Capacitors	130 VRMS	130 VRMS
Impulse Voltage	EN132400	3000 VDC for 2s 1700 VDC for 2s
Dielectric Strength	5000 volts	
Voltage Drop	<10 millivolts	
Operating Temperature Range	-25 to 100C	
Ambient Temperature Range	-25 to 60C	

Mechanical

Mating Cycles, UL1977, EN61984	500 cycles
Hot Plug (CBC), UL1977, EN61984	65 amps
Mating/Unmating Force	30 Lbs (134 N) average
Contact Retention UL 1977	150 Lbs (670 N) minimum
IP Rating EN61984	20

Materials

Insulator & Cable Clamp	PBT UL94 V-0
Contacts & Ground Plate	Copper alloy, tin plate
Capacitor	Wound metallized film

Approvals



Semko 403269, 400363

PRODUCT INFORMATION

Male Filtered Connector

Series	Current	Type	Termination	Capacitance & Voltage Class
AFC	100	-	F	A / B0470
065				B0600 for 600 nF class Y4 capacitor
100				B0470 for 470 nF class Y4 capacitor
-				A0220 for 220 nF class Y2 capacitor
Filter				A0100 for 100 nF class Y2 capacitor
A for Bus Bar Termination B for Threaded Post Termination /				

Female Power Connector

Series	Current	Type	Termination	Wire Size or Length
AFC	100	-	P	C / 2 AWG
065				2 AWG for 2 AWG crimp barrel
100				4 AWG for 4 AWG crimp barrel
-				6 AWG for 6 AWG crimp barrel
Power				M35 for 35mm² crimp barrel
C for Crimp Termination				M25 for 25mm² crimp barrel
E for Wiring Kit				M16 for 16mm² crimp barrel
/				020 for 2 AWG by 2 meter wiring kit 030 for 2 AWG by 3 meter wiring kit 050 for 2 AWG by 5 meter wiring kit

HEADQUARTERS: 13 Pratts Junction Road, P.O. Box 579, Sterling, MA 01564 T:978-422-3600 F:978-422-3700

EUROPE: Rathealy Road, Fermoy Co. Cork, Ireland T:353-(0)25-32277 F:353-(0)25-32296

ASIA/PACIFIC: IDEAL Anderson Asia Pacific Ltd., Unit 922-928 Topsail Plaza, 11 On Sum Street, Shatin N.T., Hong Kong T:852-2636-0836 F:852-2635-9036

CHINA: IDEAL Anderson Technologies (Shenzhen) Ltd., Block A8 Tantou W. Ind. Par, Songgang Baoan District, Shenzhen, PR. China 51810 T: 86-755-2768-2118 F: 86-755-2768-2218

TAIWAN: IDEAL Anderson Asia Pacific Ltd., Taiwan Branch, 4F-2, No.116, Dadun 20th St., Situn District, Taichung City 407, Taiwan (R.O.C.) T: 886-4-2310-6451 F:886-4-2310-6460

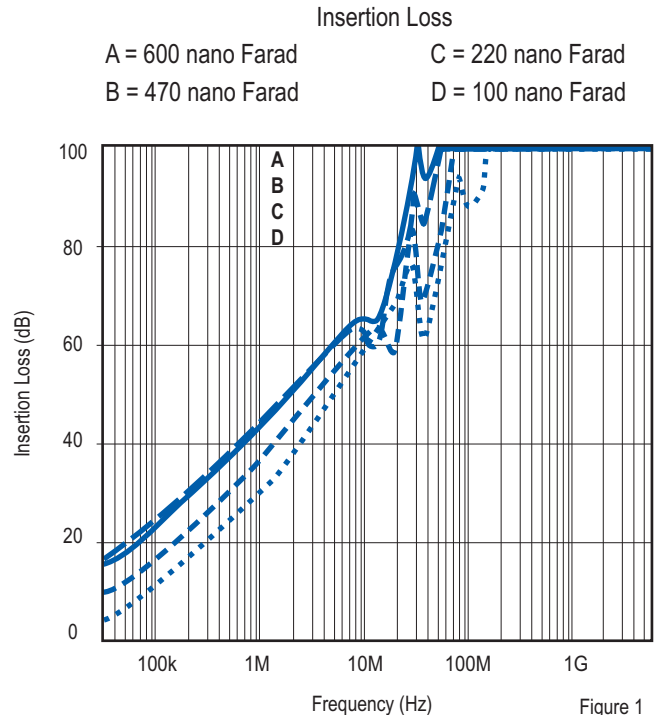
www.andersonpower.com

Two Pole Male Filter & Female Power Connector

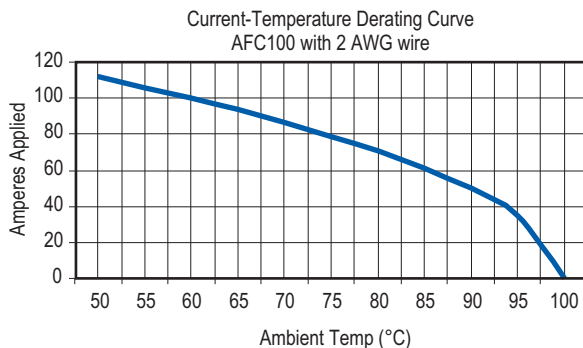
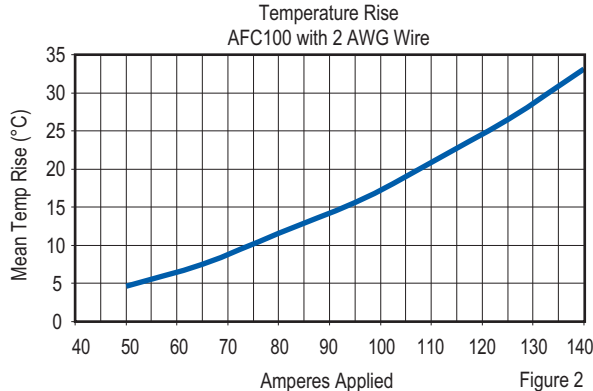
The ACARA male filter connector has a current-carrying conductor passing through the center of each capacitor. This co-axial conductor forms one terminal of the capacitor. The other capacitor terminal is an earthed metal ground-plane which is mounted to the bulkhead plate via the specially designed structural plastic housing and integral EMI gasket. This design feature is common to all ACARA filters and ensures that any radio frequency currents carried on the central conductor are shunted to earth by the capacitor.

Because of the extremely low series inductance resulting from this type of construction, the self-resonant frequency of the ACARA capacitor is very high. Typical frequency response is shown in Figure 1. As frequency increases, the impedance of the feed-through capacitor decreases steadily to provide excellent performance to beyond 6 GHz. Some small resonances can be expected in the performance characteristics of the ACARA capacitor. This is attributable to distributed inductance within the capacitor and can cause its high frequency response to vary slightly from the theoretical.

The ACARA filter connector delivers superior high frequency attenuation, preventing radio frequency emission and protecting sensitive computers, switching and cellular equipment.



TEMPERATURE CHARTS



The ACARA female power connector is designed for safety and performance. The plastic housing is polarized to the male filter connector preventing the installer from reversing polarity which can result in injury to the installer and severe damage to the system. By using the optional 6 position key, the system designer can further restrict connector mating to insure that ACARA connectors of different capacitance or operating voltage can not be mated at field installation. The positive latch and wire strain relief of the ACARA power connector further enhance the safety of the system. The wire strain relief acts as a secondary mechanism to insure contact retention and it prevents creep of the wire insulation jacket which can expose bare conductor and result in electrical shock. The positive latch prevents accidental un-mating but allows for immediate power disconnect for emergency service or repair.

The patent pending ACARA socket contact offers superior electrical performance, hot mating (hot plug), low insertion forces and high mating durability. The socket contact is employs a high conductivity copper alloy and a steel spring. This design provides superior conductivity and precise contact forces. The amperage performance of the ACARA connector versus temperature is shown in figure 2. The precise contact forces of the ACARA socket contact delivers low mating forces and excellent mating durability. The two sacrificial arms of the ACARA socket contact enables hot plug and disconnect for emergency service or repair.

The combined safety, electrical and mechanical performance of the ACARA system is unique among electrical power connectors.

HEADQUARTERS: 13 Pratts Junction Road, P.O. Box 579, Sterling, MA 01564 T:978-422-3600 F:978-422-3700

EUROPE: Rathealy Road, Fermoy Co. Cork, Ireland T:353-(0)25-32277 F:353-(0)25-32296

ASIA/PACIFIC: IDEAL Anderson Asia Pacific Ltd., Unit 922-928 Topsail Plaza, 11 On Sum Street, Shatin N.T., Hong Kong T:852-2636-0836 F:852-2635-9036

CHINA: IDEAL Anderson Technologies (Shenzhen) Ltd., Block A8 Tantou W. Ind. Par, Songgang Baoan District, Shenzhen, PR. China 51810 T: 86-755-2768-2118 F: 86-755-2768-2218

TAIWAN: IDEAL Anderson Asia Pacific Ltd., Taiwan Branch, 4F-2, No.116, Dadun 20th St., Situn District, Taichung City 407, Taiwan (R.O.C.) T: 886-4-2310-6451 F:886-4-2310-6460

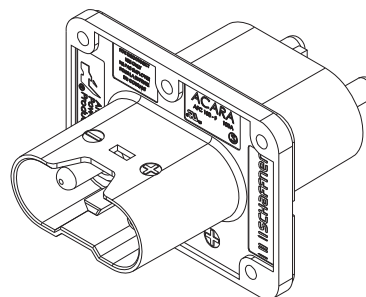
www.andersonpower.com

65 to 100 amp Male Filter Connector

ORDERING INFORMATION

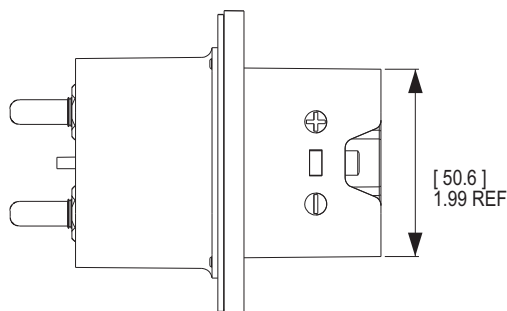
Male Termination - Bus Bar Threaded Termination Bus Bar Contact

Part Number	Part Number	Part Number
AFC065-FA/A0100	AFC065-FB/A0100	2-8486G1
AFC065-FA/A0220	AFC065-FB/A0220	
AFC065-FA/B0470	AFC065-FB/B0470	
AFC065-FA/B0600	AFC065-FB/B0600	
AFC100-FA/A0100	AFC100-FB/A0100	
AFC100-FA/A0220	AFC100-FB/A0220	
AFC100-FA/B0470	AFC100-FB/B0470	
AFC100-FA/B0600	AFC100-FB/B0600	

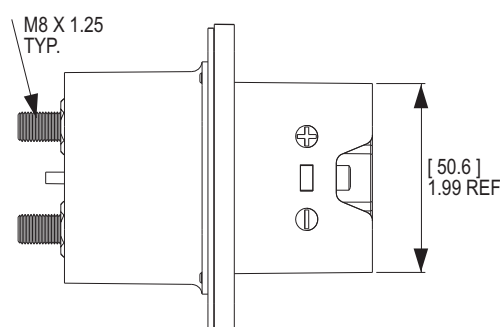


DIMENSIONS

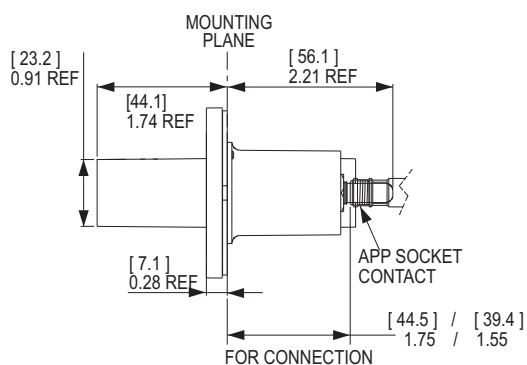
Top View Bus Bar Disconnect



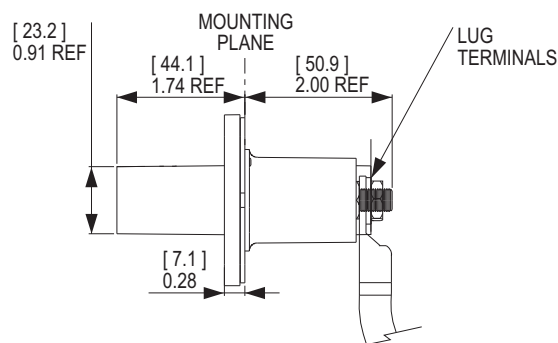
Top View Threaded



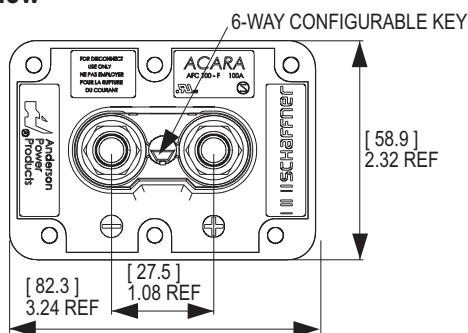
Side View Bus Bar Disconnect



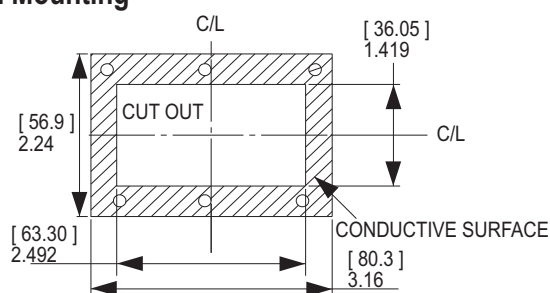
Side View Threaded



Front View



Panel Mounting*



* For detailed dimensions, reference drawing number 3-5846S1 & 3-5846S2

HEADQUARTERS: 13 Pratts Junction Road, P.O. Box 579, Sterling, MA 01564 T:978-422-3600 F:978-422-3700

EUROPE: Rathealy Road, Fermoy Co. Cork, Ireland T:353-(0)25-32277 F:353-(0)25-32296

ASIA/PACIFIC: IDEAL Anderson Asia Pacific Ltd., Unit 922-928 Topsail Plaza, 11 On Sum Street, Shatin N.T., Hong Kong T:852-2636-0836 F:852-2635-9036

CHINA: IDEAL Anderson Technologies (Shenzhen) Ltd., Block A8 Tantou W. Ind. Par, Songgang Baoan District, Shenzhen, PR. China 51810 T: 86-755-2768-2118 F: 86-755-2768-2218

TAIWAN: IDEAL Anderson Asia Pacific Ltd., Taiwan Branch, 4F-2, No.116, Dadun 20th St., Situn District, Taichung City 407, Taiwan (R.O.C.) T: 886-4-2310-6451 F:886-4-2310-6460

www.andersonpower.com

65 to 100 amp Female Power Connector

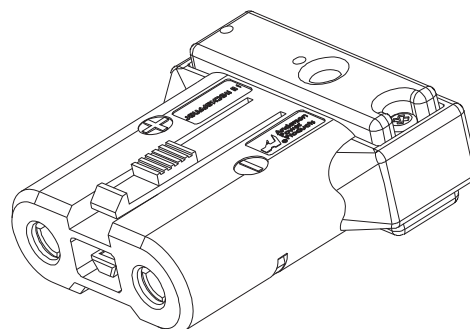
ORDERING INFORMATION

Crimp Termination

Part Number
AFC065-PC/6AWG
AFC065-PC/M16
AFC100-PC/2AWG
AFC100-PC/4AWG
AFC100-PC/M35
AFC100-PC/M25

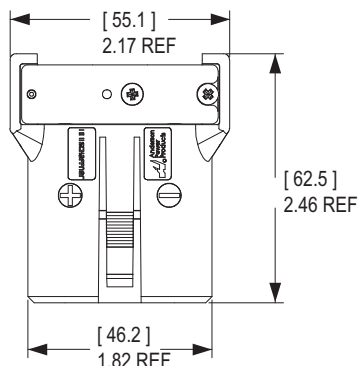
Pre-wired Termination

Part Number
AFC065-PE/020
AFC065-PE/030
AFC065-PE/050
AFC100-PE/020
AFC100-PE/030
AFC100-PE/050

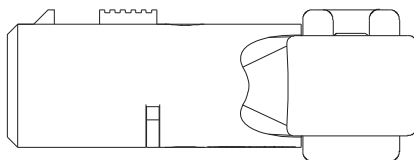


DIMENSIONS

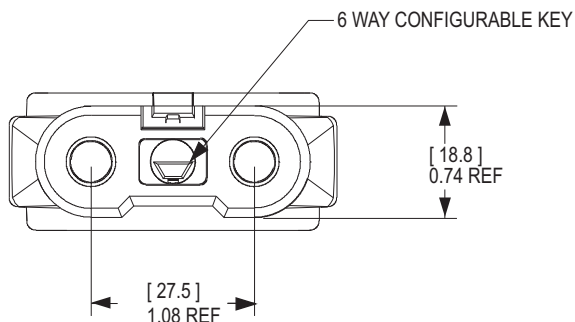
Top View



Side View



Front View



All Data Subject To Change Without Notice

HEADQUARTERS: 13 Pratts Junction Road, P.O. Box 579, Sterling, MA 01564 T:978-422-3600 F:978-422-3700

EUROPE: Rathealy Road, Fermoy Co. Cork, Ireland T:353-(0)25-32277 F:353-(0)25-32296

ASIA/PACIFIC: IDEAL Anderson Asia Pacific Ltd., Unit 922-928 Topsail Plaza, 11 On Sum Street, Shatin N.T., Hong Kong T:852-2636-0836 F:852-2635-9036

CHINA: IDEAL Anderson Technologies (Shenzhen) Ltd., Block A8 Tantou W. Ind. Par, Songgang Baoan District, Shenzhen, PR. China 51810 T: 86-755-2768-2118 F: 86-755-2768-2218

TAIWAN: IDEAL Anderson Asia Pacific Ltd., Taiwan Branch, 4F.-2, No.116, Dadun 20th St., Situn District, Taichung City 407, Taiwan (R.O.C.) T: 886-4-2310-6451 F:886-4-2310-6460

www.andersonpower.com

150 to 250 Amp Filter Connector

Two Pole Male & Female Power Connector

Anderson Power Products and Schaffner EMC, leaders in the fields of power interconnect and EMI suppression have partnered to produce the ACARA system of EMI filtered electrical power connectors. ACARA filtered connectors are available in a variety of capacitance values and offers excellent EMI suppression to very high frequencies (6 GHz).

The male filter connector is designed for a fast, error-proof assembly. The female power connector is polarized to the male connector reducing risk of installation error. The optional connector keying further enables the system designer to insure proper site installation.

The ACARA system greatly reduces the number of components and labor required for assembly and installation. The products are certified to all applicable requirements of UL and EN.

FEATURES

- **Available in a variety of capacitance values**

ACARA capacitor/connector offer excellent EMI suppression to very high frequencies

- **Field disconnect with positive latch**

ACARA mating and un-mating does not require an electrician. The positive latch mechanism keeps connectors mated.

- **Polarized housings with user selective key**



Housings only mate one-way preventing reverse polarity. The user selective key can be used to prevent mating of similar ACARA connectors.

- **Reduces assembly cost and components**

The ACARA system reduces wire preparation and crimping up to 80%



PRODUCT SPECIFICATIONS

Electrical			Mechanical	
Current Rating UL 1977, UL1283	150 or 250 Amps		Mating Cycles, UL1977, EN61984	500 cycles
EN61984, EN132400			Hot Plug (CBC), UL 1977, EN61984	150 amps
Capacitance	220 to 2100 nF		Mating/Unmating Force	30 Lbs (134 N) average
Voltage Rating	EN132400	UL 1283	Contact Retention UL 1977	150 Lbs (670 N) minimum
Y2 Capacitors	300 VRMS	250 VRMS	IP Rating EN61984	10 (20 when mated)
Y4 Capacitors	130 VRMS	130 VRMS	Materials	
Impulse Voltage EN132400	3000 VDC for 2s	1700 VDC for 2s	Insulator & Cable Clamp	PBT UL94 V-0
Dielectric Strength	5000 volts		Contacts & Ground Plate	Copper alloy, tin plate
Voltage Drop	<10 millivolts		Capacitor	Wound metallized film
Operating Temperature Range	-25 to 100C		Approvals	
Ambient Temperature Range	-25 to 60C		  US File No. E26226	
			Semko 403270, 400358	

PRODUCT INFORMATION

Male Filtered Connector

Series	Current	Type	Termination	Capacitance & Voltage Class
AFC	250	-	F	A / B0470
150				B2100 for 2100 nF class Y4 capacitor
250				B1000 for 1000 nF class Y4 capacitor
-				A0470 for 0470 nF class Y2 capacitor
Filter				A0220 for 0220 nF class Y2 capacitor
A for Bus Bar Termination B for Threaded Post Termination /				

Female Power Connector

Series	Current	Type	Termination	Wire Size or Length
AFC	250	-	P	C / 2AWG
150				4/0 for 4/0 crimp barrel
250				2/0 for 2/0 crimp barrel
-				1/0 for 1/0 crimp barrel
Power				M95 for 95mm² crimp barrel
C for Crimp Termination				M70 for 70mm² crimp barrel
E for Wiring Kit				M50 for 50mm² crimp barrel
/				020 for 4/0 by 2 meter wiring kit
				030 for 4/0 by 3 meter wiring kit
				050 for 4/0 by 5 meter wiring kit

HEADQUARTERS: 13 Pratts Junction Road, P.O. Box 579, Sterling, MA 01564 T:978-422-3600 F:978-422-3700

EUROPE: Rathealy Road, Fermoy Co. Cork, Ireland T:353-(0)25-32277 F:353-(0)25-32296

ASIA/PACIFIC: IDEAL Anderson Asia Pacific Ltd., Unit 922-928 Topsail Plaza, 11 On Sum Street, Shatin N.T., Hong Kong T:852-2636-0836 F:852-2635-9036

CHINA: IDEAL Anderson Technologies (Shenzhen) Ltd., Block A8 Tantou W. Ind. Par, Songgang Baoan District, Shenzhen, PR. China 51810 T: 86-755-2768-2118 F: 86-755-2768-2218

TAIWAN: IDEAL Anderson Asia Pacific Ltd., Taiwan Branch, 4F-2, No.116, Dadun 20th St., Situn District, Taichung City 407, Taiwan (R.O.C.) T: 886-4-2310-6451 F:886-4-2310-6460

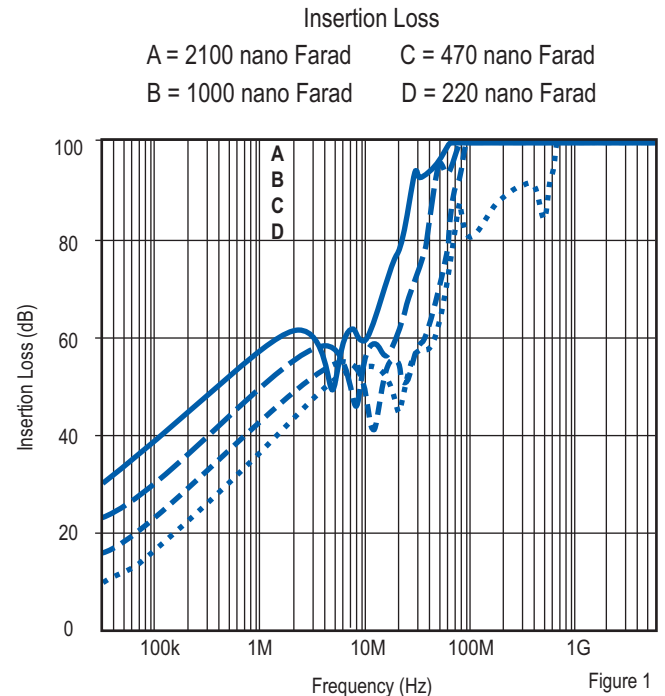
www.andersonpower.com

Two Pole Male Filter & Female Power Connector

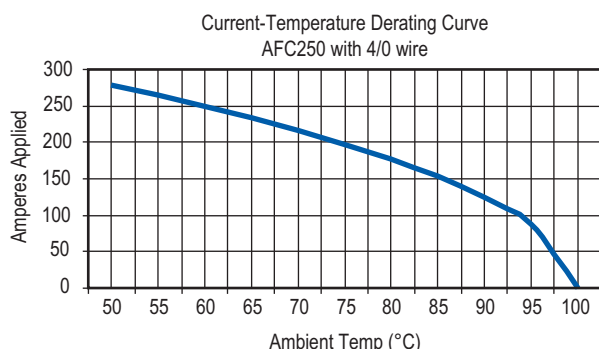
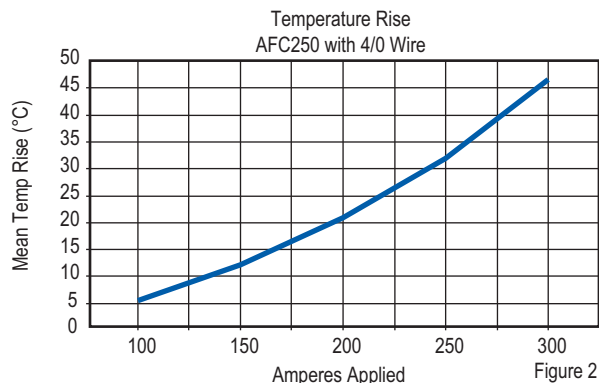
The ACARA male filter connector has a current-carrying conductor passing through the center of each capacitor. This co-axial conductor forms one terminal of the capacitor. The other capacitor terminal is an earthed metal ground-plane which is mounted to the bulkhead plate via the specially designed structural plastic housing and integral EMI gasket. This design feature is common to all ACARA filters and ensures that any radio frequency currents carried on the central conductor are shunted to earth by the capacitor.

Because of the extremely low series inductance resulting from this type of construction, the self-resonant frequency of the ACARA capacitor is very high. Typical frequency response is shown in Figure 1. As frequency increases, the impedance of the feed-through capacitor decreases steadily to provide excellent performance to beyond 6 GHz. Some small resonances can be expected in the performance characteristics of the ACARA capacitor. This is attributable to distributed inductance within the capacitor and can cause its high frequency response to vary slightly from the theoretical.

The ACARA filter connector delivers superior high frequency attenuation, preventing radio frequency emission and protecting sensitive computers, switching and cellular equipment.



TEMPERATURE CHARTS



The ACARA female power connector is designed for safety and performance. The plastic housing is polarized to the male filter connector preventing the installer from reversing polarity which can result in injury to the installer and severe damage to the system. By using the optional 6 position key, the system designer can further restrict connector mating to insure that ACARA connectors of different capacitance or operating voltage can not be mated at field installation. The positive latch and wire strain relief of the ACARA power connector further enhance the safety of the system. The wire strain relief acts as a secondary mechanism to insure contact retention and it prevents creep of the wire insulation jacket which can expose bare conductor and result in electrical shock. The positive latch prevents accidental un-mating but allows for immediate power disconnect for emergency service or repair.

The patent pending ACARA socket contact offers superior electrical performance, hot mating (hot plug), low insertion forces and high mating durability. The socket contact is employs a high conductivity copper alloy and a steel spring. This design provides superior conductivity and precise contact forces. The amperage performance of the ACARA connector versus temperature is shown in figure 2. The precise contact forces of the ACARA socket contact delivers low mating forces and excellent mating durability. The two sacrificial arms of the ACARA socket contact enables hot plug and disconnect for emergency service or repair.

The combined safety, electrical and mechanical performance of the ACARA system is unique among electrical power connectors.

HEADQUARTERS: 13 Pratts Junction Road, P.O. Box 579, Sterling, MA 01564 T:978-422-3600 F:978-422-3700

EUROPE: Rathealy Road, Fermoy Co. Cork, Ireland T:353-(0)25-32277 F:353-(0)25-32296

ASIA/PACIFIC: IDEAL Anderson Asia Pacific Ltd., Unit 922-928 Topsail Plaza, 11 On Sum Street, Shatin N.T., Hong Kong T:852-2636-0836 F:852-2635-9036

CHINA: IDEAL Anderson Technologies (Shenzhen) Ltd., Block A8 Tantou W. Ind. Par, Songgang Baoan District, Shenzhen, PR. China 51810 T: 86-755-2768-2118 F: 86-755-2768-2218

TAIWAN: IDEAL Anderson Asia Pacific Ltd., Taiwan Branch, 4F-2, No.116, Dadun 20th St., Situn District, Taichung City 407, Taiwan (R.O.C.) T: 886-4-2310-6451 F:886-4-2310-6460

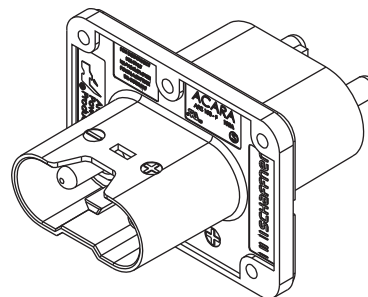
www.andersonpower.com

150 to 250 amp Male Filter Connector

ORDERING INFORMATION

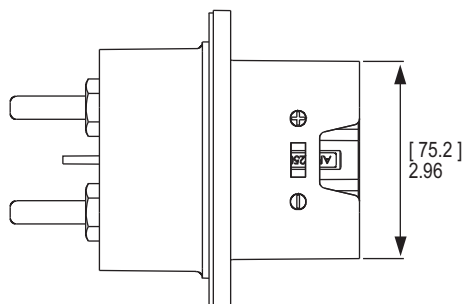
Male Termination - Bus Bar Threaded Termination Bus Bar Contact

Part Number	Part Number	Part Number
AFC150-FA/A0220	AFC150-FB/A0220	2-8486G2
AFC150-FA/A0470	AFC150-FB/A0470	
AFC150-FA/B1000	AFC150-FB/B1000	
AFC150-FA/B2100	AFC150-FB/B2100	
AFC250-FA/A0220	AFC250-FB/A0220	
AFC250-FA/A0470	AFC250-FB/A0470	
AFC250-FA/B1000	AFC250-FB/B1000	
AFC250-FA/B2100	AFC250-FB/B2100	

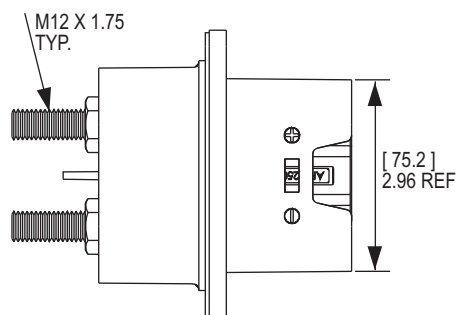


DIMENSIONS

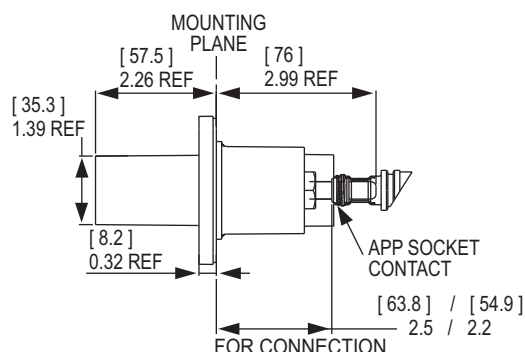
Top View Bus Bar Disconnect



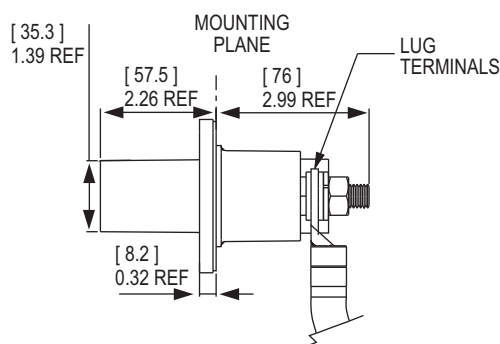
Top View Threaded



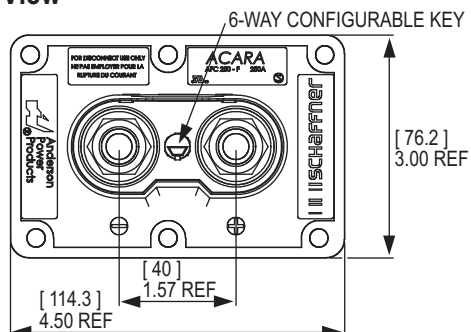
Side View Bus Bar Disconnect



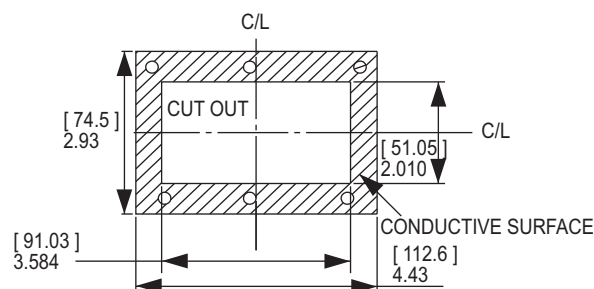
Side View Threaded



Front View



Panel Mounting*



* For detailed dimensions, reference drawing number 3-5849S1 & 3-5849S2

HEADQUARTERS: 13 Pratts Junction Road, P.O. Box 579, Sterling, MA 01564 T:978-422-3600 F:978-422-3700

EUROPE: Rathealy Road, Fermoy Co. Cork, Ireland T:353-(0)25-32277 F:353-(0)25-32296

ASIA/PACIFIC: IDEAL Anderson Asia Pacific Ltd., Unit 922-928 Topsail Plaza, 11 On Sum Street, Shatin N.T., Hong Kong T:852-2636-0836 F:852-2635-9036

CHINA: IDEAL Anderson Technologies (Shenzhen) Ltd., Block A8 Tantou W. Ind. Par, Songgang Baoan District, Shenzhen, PR. China 51810 T: 86-755-2768-2118 F: 86-755-2768-2218

TAIWAN: IDEAL Anderson Asia Pacific Ltd., Taiwan Branch, 4F-2, No.116, Dadun 20th St., Situn District, Taichung City 407, Taiwan (R.O.C.) T: 886-4-2310-6451 F:886-4-2310-6460

www.andersonpower.com

150 to 250 amp Female Power Connector

ORDERING INFORMATION

Crimp Termination

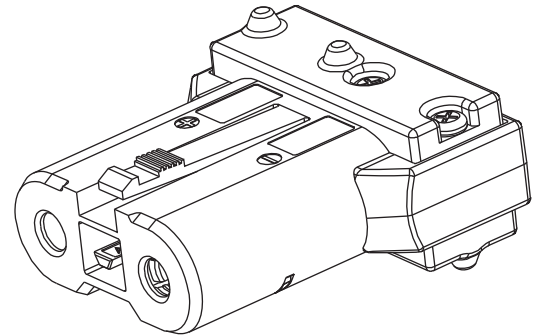
Part Number

AFC150-PC/1/0
AFC150-PC/M50
AFC250-PC/4/0
AFC250-PC/2/0
AFC250-PC/M95
AFC250-PC/M70

Pre-wired Termination

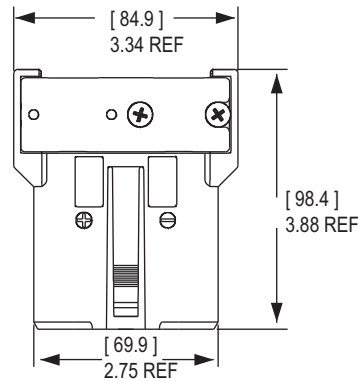
Part Number

AFC150-PE/020
AFC150-PE/030
AFC150-PE/050
AFC250-PE/020
AFC250-PE/030
AFC250-PE/050

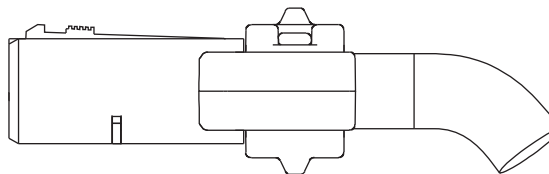


DIMENSIONS

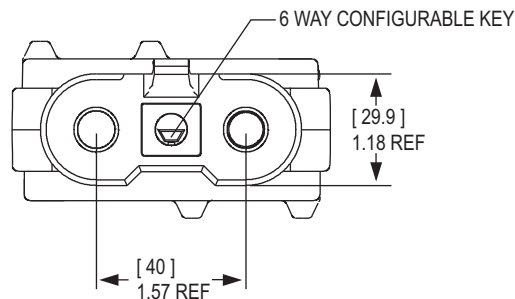
Top View



Side View



Front View



All Data Subject To Change Without Notice

HEADQUARTERS: 13 Pratts Junction Road, P.O. Box 579, Sterling, MA 01564 T:978-422-3600 F:978-422-3700

EUROPE: Rathealy Road, Fermoy Co. Cork, Ireland T:353-(0)25-32277 F:353-(0)25-32296

ASIA/PACIFIC: IDEAL Anderson Asia Pacific Ltd., Unit 922-928 Topsail Plaza, 11 On Sum Street, Shatin N.T., Hong Kong T:852-2636-0836 F:852-2635-9036

CHINA: IDEAL Anderson Technologies (Shenzhen) Ltd., Block A8 Tantou W. Ind. Par, Songgang Baoan District, Shenzhen, PR. China 51810 T: 86-755-2768-2118 F: 86-755-2768-2218

TAIWAN: IDEAL Anderson Asia Pacific Ltd., Taiwan Branch, 4F-2, No.116, Dadun 20th St., Situn District, Taichung City 407, Taiwan (R.O.C.) T: 886-4-2310-6451 F:886-4-2310-6460

www.andersonpower.com

CONVERSION CHART FOR AMERICAN WIRE GAUGE TO METRIC SYSTEM

AWG Size	Metric mm ²	Circ. Mils	Equivalent Circ.Mils	Approximate Wire Diameter in.	Approximate Wire Diameter mm
-	0.5	-	937	0.032	0.81
20	-	1020	-	0.036	0.91
-	0.75	-	1480	0.039	0.99
18	-	1620	-	0.046	1.16
-	1	-	1974	0.051	1.30
16	-	2580	-	0.051	1.29
-	1.5	-	2960	0.063	1.60
14	-	4110	-	0.073	1.84
-	2.5	-	4934	0.081	2.06
12	-	6530	-	0.092	2.32
-	4	-	7894	0.102	2.59
10	-	10380	-	0.116	2.93
-	6	-	11840	0.126	3.21
8	-	16510	-	0.146	3.70
-	10	-	19740	0.162	4.12
6	-	26240	-	0.184	4.66
-	16	-	31580	0.204	5.18
4	-	41740	-	0.232	5.88
-	25	-	49340	0.260	6.60
2	-	66360	-	0.292	7.42
-	35	-	69070	0.305	7.75
1	-	83690	-	0.332	9.43
-	50	-	98680	0.365	9.27

AWG Size	Metric mm ²	Circ. Mils	Equivalent Circ.Mils	Approximate Wire Diameter in.	Approximate Wire Diameter mm
1/0	-	106mcm*	-	0.373	9.46
2/0	-	133mcm*	-	0.419	10.60
-	70	-	138.1mcm	0.430	10.90
3/0	-	168mcm*	-	0.471	12.00
-	95	-	187.5mcm	0.504	12.80
4/0	-	212mcm*	-	0.528	13.40
-	120	-	237.8mcm	0.567	14.40
-	-	250mcm	-	0.575	14.60
-	150	-	300mcm	0.630	16.00
-	-	350mcm	-	0.681	17.30
-	185	-	365.1mcm	0.700	17.80
-	-	400mcm	-	0.728	18.50
-	240	-	473.6mcm	0.801	20.30
-	-	500mcm	-	0.814	20.70
-	300	-	592.1mcm	0.891	22.60
-	-	600mcm	-	0.893	22.70
-	-	700mcm	-	0.964	24.50
-	-	750mcm	-	0.999	25.40
-	400	-	789.4mcm	1.026	26.10
-	-	800mcm	-	1.032	26.20
-	500	-	986.8mcm	1.152	29.30
-	-	1000mcm	-	1.153	29.30
-	625	-	1233.7mcm	1.287	32.70

* Rounded for simplicity

All Data Subject To Change Without Notice

HEADQUARTERS: 13 Pratts Junction Road, P.O. Box 579, Sterling, MA 01564 T:978-422-3600 F:978-422-3700

EUROPE: Rathealy Road, Fermoy Co. Cork, Ireland T:353-(0)25-32277 F:353-(0)25-32296

ASIA/PACIFIC: IDEAL Anderson Asia Pacific Ltd., Unit 922-928 Topsail Plaza, 11 On Sum Street, Shatin N.T., Hong Kong T:852-2636-0836 F:852-2635-9036

CHINA: IDEAL Anderson Technologies (Shenzhen) Ltd., Block A8 Tantou W. Ind. Par, Songgang Baoan District, Shenzhen, PR. China 51810 T: 86-755-2768-2118 F: 86-755-2768-2218

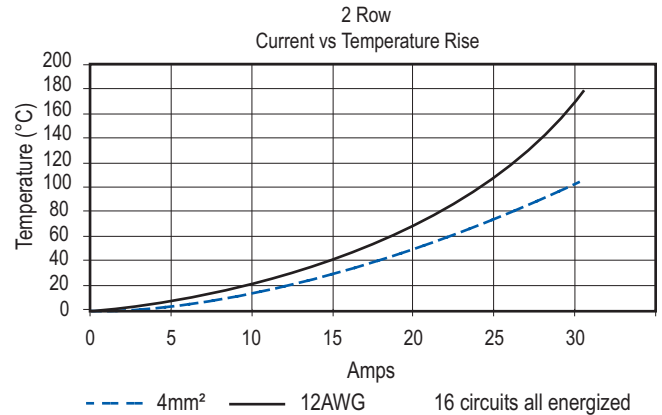
TAIWAN: IDEAL Anderson Asia Pacific Ltd., Taiwan Branch, 4F-2, No.116, Dadun 20th St., Situn District, Taichung City 407, Taiwan (R.O.C.) T: 886-4-2310-6451 F:886-4-2310-6460

www.andersonpower.com

TEMPERATURE RISE & TEMPERATURE DE-RATING

A) Reading the Chart

Temperature rise charts show the associated heat rise as a result of applied current to the connector. Heat rise is expressed as a $T^{\circ}\text{C}$. $T_{\text{ambient}} - T_{\text{(maximum w/ applied current)}} = T$. The chart on the right shows the heat rise curve for the PM216XXX connector. Separate curves are shown for #12 AWG and 4mm² wire. Interpreting the curves, if 30 amps is applied continuously to the connector, the heat rise will be 160°C for #12, 85°C for 4mm² wire.

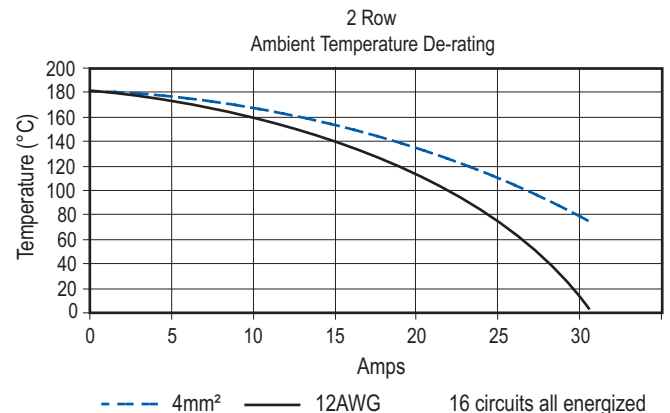


B) Ambients and Maximum Operating Temperature

Connector devices are rated or derated by the wiring configuration and the environment. Factors to be considered are the wire enclosure characteristics, connector housing and wire insulation characteristics, the number of wires in an enclosed area such as a raceway, and the ambient operating temperatures. The housing and wire insulation limits are specified by UL and are the limiting factor in determining the suitability of an application. The following guidelines should be met: $T^{\circ}\text{C (ambient)} + T^{\circ}\text{C (at applied current)} < T^{\circ}\text{C (connector)}$ and $T^{\circ}\text{C (wire insulation)}$ where $T^{\circ}\text{C (connector)} = \text{temperature limit of the connector housing}$ and $T^{\circ}\text{C (wire insulation)} = \text{the temperature limit of the wire insulation}$.

The connector housing and wire insulation operating temperature limits are specified by the manufacturer and often recognized by safety agencies; UL, CSA, TUV, Etc. These limits often determine the suitability of connector and wire selection for an application. To determine suitability of an application the operating temperature limits of both the connector housing and the wire insulation should be less than the sum of the ambient temperature, $T^{\circ}\text{C ambient} + T^{\circ}\text{C ratings}$, operating temperature ratings for connector and wire.

This calculation can be determined for individual connectors and wire sizes and expressed as a Temperature De-rating Chart (shown at right). Interpreting the curves, using a 12AWG wire in a 60°C ambient condition the maximum applied current for the connector would be 28 amps. This is the maximum allowable current for the connector in the conditions of this application. Further de-rating may be desirable to meet temperature limitations of the wire insulation or temperature limitations of the greater electronic systems.



All Data Subject To Change Without Notice

HEADQUARTERS: 13 Pratts Junction Road, P.O. Box 579, Sterling, MA 01564 T:978-422-3600 F:978-422-3700

EUROPE: Rathealy Road, Fermoy Co. Cork, Ireland T:353-(0)25-32277 F:353-(0)25-32296

ASIA/PACIFIC: IDEAL Anderson Asia Pacific Ltd., Unit 922-928 Topsail Plaza, 11 On Sum Street, Shatin N.T., Hong Kong T:852-2636-0836 F:852-2635-9036

CHINA: IDEAL Anderson Technologies (Shenzhen) Ltd., Block A8 Tantou W. Ind. Par, Songgang Baoan District, Shenzhen, PR. China 51810 T: 86-755-2768-2118 F: 86-755-2768-2218

TAIWAN: IDEAL Anderson Asia Pacific Ltd., Taiwan Branch, 4F-2, No.116, Dadun 20th St., Situn District, Taichung City 407, Taiwan (R.O.C.) T: 886-4-2310-6451 F:886-4-2310-6460

www.andersonpower.com

Applicator

A semi-automatic termination machine consisting of an upper and lower half that is used to crimp contacts onto wire. Used in conjunction with an electrical/mechanical press.

AWG

American Wire Gauge. A standard system for designating wire diameters.

Contact Resistance

The electrical resistance of metallic surfaces at their interface in the contact area under specified conditions when carrying a specified test current.

Contact Retention

Minimum axial load in either direction which a contact must withstand while remaining firmly fixed in its normal position within a housing.

Crimp Retention

The axial load which a contact can withstand without separation from the wire.

Crimp Termination

A connection in which a metal sleeve is secured to a conductor by mechanically deforming the sleeve with presses or automated crimping machines, eliminating the need for solder. Suitable for all wire types.

Cycle Controlled

To determine if repetitive on/off conditions result in degrading the contact system which may lead to failures such as “thermal run away”.

Dielectric Strength (Withstanding Voltage)

The highest potential difference (voltage) that an insulation material of given thickness can withstand for a specified time without occurrence of electrical breakdown through its bulk.

Finger Proof

A connector intended for usage external to the end equipment shall have live parts protected against exposure to contact by persons when assembled, installed, and mated as intended, as determined by UL Articulated probe.

Flammability

The measure of a material's ability to support combustion. Often tested per UL94.

Heat Rise

Temperature rise associated with the electrical load applied to a mated connection.

Hot Plug

Live connector insertion/extractions in battery pack installations.

Insulation Resistance

Ratio of applied voltage to the total current between the two electrodes in contact with a specific insulation.

Locator

Device for positioning contacts into crimping dies.

Make First/Break Last (Sequencing)

Protective measure against excess currents, short circuits, and ground faults by contacts used to interrupt the fault current flow before connector mating.

Operating Temperature Range

Connector temperature rating established by materials used – plastic, finish, and the base metal. Applying an electrical load will result in a temperature rise that is additive to the operating ambient.

Polarization

A technique of eliminating symmetry so that parts may only be mated one way.

Pulse (Surge) Current

Highest instantaneous current that will run through a system.

Strain Relief

A means of termination or installation that reduces the transfer of mechanical stress from the conductor.

Termination

Means of joining contacts to a conductor.

PART NUMBER	PAGE	PART NUMBER	PAGE	PART NUMBER	PAGE	PART NUMBER	PAGE	PART NUMBER	PAGE
035LDAP	44, 48	AFC150-FA/B1000	94	PM103FRAOOO	54	PM106FRALOO	54	PM16P1620B30	56, 64, 72
035LDAS	44, 49	AFC150-FA/B2100	94	PM103FRAOSB	54	PM106FRALSB	54	PM16P1620C30	56, 64, 72
035LDBP	44, 48	AFC150-FB/A0220	94	PM103MBALOO	59	PM106FRAOHB	54	PM16P1620S30	56, 64, 72
035LDBS	44, 49	AFC150-FB/A0470	94	PM103MBALSP	59	PM106FRAOOO	54	PM16P2024A30	56, 64, 72
035LDLCP	44, 48	AFC150-FB/B1000	94	PM103MBALST	59	PM106FRAOSB	54	PM16P2024B30	56, 64, 72
035LDLCS	44, 49	AFC150-FB/B2100	94	PM103MBAOOO	59	PM106MBALOO	59	PM16P2024C30	56, 64, 72
075MPF	46, 48	AFC150-PC/1/0	95	PM103MBAOSP	59	PM106MBALSP	59	PM16P2024S30	56, 64, 72
075MSF	46, 49	AFC150-PC/M50	95	PM103MBAOST	59	PM106MBALST	59	PM16S12S32	52, 60, 68
075MSP	46, 49	AFC150-PE/020	95	PM103MOOLCH	57	PM106MBAOOO	59	PM16S1416S32	52, 60, 68
100G1	45	AFC150-PE/030	95	PM103MOOLMC	57	PM106MBAOSP	59	PM16S1620S32	52, 60, 68
100G2	47	AFC150-PE/050	95	PM103MOOLOO	57	PM106MBAOST	59	PM16S2024S32	52, 60, 68
1303G8	25, 27, 29, 31, 33, 35, 37, 39, 41	AFC250-FA/A0220	94	PM103MOOLPC	57	PM106MOOLCH	57	PM206FBALOO	63
1304G19	5, 7, 9, 11, 13, 15, 17, 19, 21	AFC250-FA/A0470	94	PM103MOOLSC	57	PM106MOOLMC	57	PM206FBALSP	63
1304G22	29, 31, 37	AFC250-FA/B1000	94	PM103MRALHB	58	PM106MOOLOO	57	PM206FBALST	63
1304G23	25, 27, 31, 33, 35, 39, 41	AFC250-FA/B2100	94	PM103MRALOO	58	PM106MOOLPC	57	PM206FBAOOO	63
1304G24	29, 31, 37	AFC250-FB/A0220	94	PM103MRALSB	58	PM106MOOLSC	57	PM206FBAOSP	63
1304G25	25, 27, 31, 33, 35, 39, 41	AFC250-FB/A0470	94	PM103MRAOHB	58	PM106MRALHB	58	PM206FBAOST	63
1322G1	25, 27, 29, 31, 33, 35, 37, 39, 41	AFC250-FB/B1000	94	PM103MRAOOO	58	PM106MRALOO	58	PM206FOOLCH	61
1322G10	5, 7, 9, 11, 13, 15, 17, 19, 21	AFC250-FB/B2100	94	PM103MRAOSB	58	PM106MRALSB	58	PM206FOOLMC	61
1322G11	5, 7, 9, 11, 13, 15, 17, 19, 21	AFC250-PC/2/0	95	PM104FBALOO	55	PM106MRAOHB	58	PM206FOOLOO	61
1322G13	25, 27, 29, 31, 33, 35, 37, 39, 41	AFC250-PC/4/0	95	PM104FBALSP	55	PM106MRAOOO	58	PM206FOOLPC	61
1322G14	25, 27, 29, 31, 33, 35, 37, 39, 41	AFC250-PC/M70	95	PM104FBALST	55	PM106MRAOSB	58	PM206FOOLSC	61
1322G3	25, 27, 29, 31, 33, 35, 37, 39, 41	AFC250-PC/M95	95	PM104FBAOOO	55	PM108FBALOO	55	PM206FRALHB	62
1322G7	5, 7, 9, 11, 13, 15, 17, 19, 21	AFC250-PE/020	95	PM104FBAOSP	55	PM108FBALSP	55	PM206FRALOO	62
1322G8	5, 7, 9, 11, 13, 15, 17, 19, 21	AFC250-PE/030	95	PM104FBAOST	55	PM108FBALST	55	PM206FRALSB	62
1322G9	5, 7, 9, 11, 13, 15, 17, 19, 21	AFC250-PE/050	95	PM104FOOLCH	53	PM108FBAOOO	55	PM206FRAOHB	62
1368	25, 27, 29, 31, 33, 35, 37, 39, 41	FMS6-32	44, 46, 49	PM104FOOLMC	53	PM108FBAOSP	55	PM206FRAOOO	62
1370	5, 7, 9, 11, 13, 15, 17, 19, 21, 25,	FMS8-32	44, 46, 49	PM104FOOLOO	53	PM108FBAOST	55	PM206FRAOSB	62
	27, 29, 31, 33, 35, 37, 39, 41	FMSM4-07	44, 46, 49	PM104FOOLPC	53	PM108FOOLCH	53	PM206MBALOO	67
1387G2	5, 7, 9, 11, 13, 15, 17, 19, 21, 25,	PC08FSN	46	PM104FOOLSC	53	PM108FOOLMC	53	PM206MBALSP	67
	27, 29, 31, 33, 35, 37, 39, 41	PC08SSN	46, 48	PM104FRALHB	54	PM108FOOLOO	53	PM206MBALST	67
1387G3	5, 7, 9, 11, 13, 15, 17, 19, 21, 25,	PC12FGH	44, 46	PM104FRALOO	54	PM108FOOLPC	53	PM206MBAOOO	67
	27, 29, 31, 33, 35, 37, 39, 41	PC12FSN	44, 46, 48	PM104FRALSB	54	PM108FOOLSC	53	PM206MBAOSP	67
2-8486G1	90	PC12LGH	44, 46	PM104FRAOHB	54	PM108FRALHB	54	PM206MBAOST	67
2-8486G2	94	PC12LSN	44, 46, 48	PM104FRAOOO	54	PM108FRALOO	54	PM206MOOLCH	65
AFC065-FA/A0100	90	PC12SGH	44, 46	PM104FRAOSB	54	PM108FRALSB	54	PM206MOOLMC	65
AFC065-FA/A0220	90	PC12SSN	44, 46, 48	PM104MBALOO	59	PM108FRAOHB	54	PM206MOOLOO	65
AFC065-FA/B0470	90	PC16FSN	44, 48	PM104MBALSP	59	PM108FRAOOO	54	PM206MOOLPC	65
AFC065-FA/B0600	90	PC16LSN	44, 48	PM104MBALST	59	PM108FRAOSB	54	PM206MOOLSC	65
AFC065-FB/A0100	90	PC16SSN	44, 48	PM104MBAOOO	59	PM108MBAALOO	59	PM206MRALHB	66
AFC065-FB/A0220	90	PC20FGN	44, 46, 48	PM104MBAOSP	59	PM108MBALSP	59	PM206MRALOO	66
AFC065-FB/B0470	90	PC20LGN	44, 46, 48	PM104MBAOST	59	PM108MBALST	59	PM206MRALSB	66
AFC065-FB/B0600	90	PC20SGN	44, 46, 48	PM104MOOLCH	57	PM108MBAOOO	59	PM206MRAOHB	66
AFC065-PC/6AWG	91	PCL01	80	PM104MOOLMC	57	PM108MBAOSP	59	PM206MRAOOO	66
AFC065-PC/M16	91	PCL02	82	PM104MOOLOO	57	PM108MBAOST	59	PM206MRAOSB	66
AFC065-PE/020	91	PCL03	84	PM104MOOLPC	57	PM108MOOLCH	57	PM206FBALOO	63
AFC065-PE/030	91	PM1000G1	45, 47, 52, 56, 60, 64, 68, 72	PM104MOOLSC	57	PM108MOOLMC	57	PM206FBALSP	63
AFC065-PE/050	91	PM1001G1	45, 47, 52, 56, 60, 64, 68, 72	PM104MRALHB	58	PM108MOOLOO	57	PM206FBALST	63
AFC100-FA/A0100	90	PM1002G1	52, 56, 60, 64, 68, 72	PM104MRALOO	58	PM108MOOLPC	57	PM206FBAOOO	63
AFC100-FA/A0220	90	PM1003G1	52, 56, 60, 64, 68, 72	PM104MRALSB	58	PM108MOOLSC	57	PM206FBAOSP	63
AFC100-FA/B0470	90	PM103FBALOO	55	PM104MRAOHB	58	PM108MRALHB	58	PM206FBAOST	63
AFC100-FA/B0600	90	PM103FBALSP	55	PM104MRAOOO	58	PM108MRALOO	58	PM206FOOLCH	61
AFC100-FB/A0100	90	PM103FBALST	55	PM104MRAOSB	58	PM108MRALSB	58	PM206FOOLMC	61
AFC100-FB/A0220	90	PM103FBAOOO	55	PM106FBALOO	55	PM108MRAOHB	58	PM206FOOLOO	61
AFC100-FB/B0470	90	PM103FBAOSP	55	PM106FBALSP	55	PM108MRAOOO	58	PM206FOOLPC	61
AFC100-FB/B0600	90	PM103FBAOST	55	PM106FBALST	55	PM108MRAOSB	58	PM206FOOLSC	61
AFC100-PC/2AWG	91	PM103FOOLCH	53	PM106FBAOOO	55	PM16P12A30	56, 64, 72	PM206FRALHB	62
AFC100-PC/4AWG	91	PM103FOOLMC	53	PM106FBAOSP	55	PM16P12B30	56, 64, 72	PM206FRALOO	62
AFC100-PC/M25	91	PM103FOOLOO	53	PM106FBAOST	55	PM16P12C30	56, 64, 72	PM206FRALSB	62
AFC100-PC/M35	91	PM103FOOLPC	53	PM106FOOLCH	53	PM16P12S30	56, 64, 72	PM206FRAOHB	62
AFC100-PE/020	91	PM103FOOLSC	53	PM106FOOLMC	53	PM16P1416A30	56, 64, 72	PM206FRAOOO	62
AFC100-PE/030	91	PM103FRALHB	54	PM106FOOLOO	53	PM16P1416B30	56, 64, 72	PM206FRAOSB	62
AFC100-PE/050	91	PM103FRALOO	54	PM106FOOLPC	53	PM16P1416C30	56, 64, 72	PM206MBALOO	67
AFC150-FA/A0220	94	PM103FRALSB	54	PM106FOOLSC	53	PM16P1416S30	56, 64, 72	PM206MBALSP	67
AFC150-FA/A0470	94	PM103FRAOHB	54	PM106FRALHB	53	PM16P1620A30	56, 64, 72	PM206MBALST	67

All Data Subject To Change Without Notice

HEADQUARTERS: 13 Pratts Junction Road, P.O. Box 579, Sterling, MA 01564 T:978-422-3600 F:978-422-3700

EUROPE: Rathealy Road, Fermoy Co. Cork, Ireland T:353-(0)25-32277 F:353-(0)25-32296

ASIA/PACIFIC: IDEAL Anderson Asia Pacific Ltd., Unit 922-928 Topsail Plaza, 11 On Sum Street, Shatin N.T., Hong Kong T:852-2636-0836 F:852-2635-9036

CHINA: IDEAL Anderson Technologies (Shenzhen) Ltd., Block A8 Tantou W. Ind. Par, Songgang Baoan District, Shenzhen, PR. China 51810 T: 86-755-2768-2118 F: 86-755-2768-2218

TAIWAN: IDEAL Anderson Asia Pacific Ltd., Taiwan Branch, 4F-2, No.116, Dadun 20th St., Sitan District, Taichung City 407, Taiwan (R.O.C.) T: 886-4-2310-6451 F:886-4-2310-6460

www.andersonpower.com

Part Number Index

PART NUMBER	PAGE	PART NUMBER	PAGE	PART NUMBER	PAGE	PART NUMBER	PAGE	PART NUMBER	PAGE	PART NUMBER	PAGE
PM208MBAOOO	67	PM216MBALOO	67	PM312FRAOHB	70	PM324FRALHB	70	PMHAPAF14	20	PP20FGN	44, 46, 48
PM208MBAOSP	67	PM216MBALSP	67	PM312FRAOOO	70	PM324FRALOO	70	PMHAPAFMH	18, 20	PP20LGN	44, 46, 48
PM208MBAOST	67	PM216MBALST	67	PM312FRAOSB	70	PM324FRALSB	70	PMHPAM01	4	PP20SGN	44, 46, 48
PM208MOOLCH	65	PM216MBAOOO	67	PM312MBALOO	75	PM324FRAOHB	70	PMHPAM02	4	PS08FSN	46
PM208MOOLMC	65	PM216MBAOSP	67	PM312MBALSP	75	PM324FRAOOO	70	PMHPAM11	12	PS08SSN	46
PM208MOOLOO	65	PM216MBAOST	67	PM312MBALST	75	PM324FRAOSB	70	PMHPAM12	12	PS12FGH	46
PM208MOOLPC	65	PM216MOOLCH	65	PM312MBAOOO	75	PM324MBALOO	75	PMHPAM14	18	PS12FSN	46, 48
PM208MOOLSC	65	PM216MOOLMC	65	PM312MBAOSP	75	PM324MBALSP	75	PMHPAM15	18	PS12LGH	46
PM208MRALHB	66	PM216MOOLOO	65	PM312MBAOST	75	PM324MBALST	75	PMHPAP01	4, 12, 18	PS12LSN	46, 48
PM208MRALOO	66	PM216MOOLPC	65	PM312MOOLCH	73	PM324MBAOOO	75	PMHPAP02	4, 12, 18	PS12SGH	46
PM208MRALSB	66	PM216MOOLSC	65	PM312MOOLMC	73	PM324MBAOSP	75	PMHPAP03	4, 12, 18	PS12SSN	46, 48
PM212FBAOHB	66	PM216MRALHB	66	PM312MOOLOO	73	PM324MBAOST	75	PMHPAP04	4, 12, 18	PS16FSN	44, 48
PM208MRAOOO	66	PM216MRALOO	66	PM312MOOLPC	73	PM324MOOLCH	73	PMHPAP05	4, 12, 18	PS16LSN	44, 48
PM208MRAOSB	66	PM216MRALSB	66	PM312MOOLSC	73	PM324MOOLMC	73	PMHPAP06	10	PS16SSN	44, 48
PM212FBALOO	63	PM216MRAOHB	66	PM312MRALHB	74	PM324MOOLOO	73	PMHPAS01	6, 14, 20	PS20FGN	44, 46, 48
PM212FBALSP	63	PM216MRAOOO	66	PM312MRALOO	74	PM324MOOLPC	73	PMHPAS02	6, 14, 20	PS20LGN	44, 46, 48
PM212FBALST	63	PM216MRAOSB	66	PM312MRALSB	74	PM324MOOLSC	73	PMHPAS03	6, 14, 20	PS20SGN	44, 46, 48
PM212FBAOOO	63	PM309FBALOO	71	PM312MRAOHB	74	PM324MRALHB	74	PMHPAS04	6, 14, 20	SC08-SN	46, 49
PM212FBAOSP	63	PM309FBALSP	71	PM312MRAOOO	74	PM324MRALOO	74	PMHPAS05	6, 14, 20	SC12-GH	44, 49
PM212FBAOST	63	PM309FBALST	71	PM312MRAOSB	74	PM324MRALSB	74	PMHPAS06	8, 16	SC12-SN	44, 46, 49
PM212FOOLCH	61	PM309FBAOOO	71	PM318FBALOO	71	PM324MRAOHB	74	PMHPAS07	8, 16	SC16-SN	44, 49
PM212FOOLMC	61	PM309FBAOSP	71	PM318FBALSP	71	PM324MRAOOO	74	PMHPAS08	8, 16	SC20-GN	44, 46, 49
PM212FOOLOO	61	PM309FBAOST	71	PM318FBALST	71	PM324MRAOSB	74	PMHPAS09	8, 16	SP08-SN	46, 49
PM212FOOLPC	61	PM309FOOLCH	69	PM318FBAOOO	71	PM330FBALOO	71	PMHPAS10	8, 16	SP12-GH	44, 49
PM212FOOLSC	61	PM309FOOLMC	69	PM318FBAOSP	71	PM330FBALSP	71	PMHPBC01	24, 26	SP12-SN	44, 46, 49
PM212FRALHB	62	PM309FOOLOO	69	PM318FBAOST	71	PM330FBALST	71	PMHPBC02	32, 34	SP16-SN	44, 49
PM212FRALOO	62	PM309FOOLPC	69	PM318FOOLCH	69	PM330FBAOOO	71	PMHPBF01	26	SP20-GN	44, 46, 49
PM212FRALSB	62	PM309FOOLSC	69	PM318FOOLMC	69	PM330FBAOSP	71	PMHPBF02	26	SS08-SN	46, 49
PM212FRAOHB	62	PM309FRALHB	70	PM318FOOLOO	69	PM330FBAOST	71	PMHPBF03	28	SS12-GH	49
PM212FRAOOO	62	PM309FRALOO	70	PM318FOOLPC	69	PM330FOOLCH	69	PMHPBF11	34	SS12-SN	44, 46, 49
PM212FRAOSB	62	PM309FRALSB	70	PM318FOOLSC	69	PM330FOOLMC	69	PMHPBF12	34	SS16-SN	44, 49
PM212MBALOO	67	PM309FRAOHB	70	PM318FRALHB	70	PM330FOOLOO	69	PMHPBF13	36	SS20-GN	46, 49
PM212MBALSP	67	PM309FRAOOO	70	PM318FRALOO	70	PM330FOOLPC	69	PMHPBF14	40	SS20-SN	44
PM212MBALST	67	PM309FRAOSB	70	PM318FRALSB	70	PM330FOOLSC	69	PMHPBFMH	38, 40		
PM212MBAOOO	67	PM309MBALOO	75	PM318FRAOHB	70	PM330FRALHB	70	PMHPBM01	24		
PM212MBAOSP	67	PM309MBALSP	75	PM318FRAOOO	70	PM330FRALOO	70	PMHPBM02	24		
PM212MBAOST	67	PM309MBALST	75	PM318FRAOSB	70	PM330FRALSB	70	PMHPBM11	32		
PM212MOOLCH	65	PM309MBAOOO	75	PM318MBALOO	75	PM330FRAOHB	70	PMHPBM12	32		
PM212MOOLMC	65	PM309MBAOSP	75	PM318MBALSP	75	PM330FRAOOO	70	PMHPBM14	38		
PM212MOOLOO	65	PM309MBAOST	75	PM318MBALST	75	PM330FRAOSB	70	PMHPBM15	38		
PM212MOOLPC	65	PM309MOOLCH	73	PM318MBAOOO	75	PM330MBALOO	75	PMHPBP01	24, 32, 38		
PM212MOOLSC	65	PM309MOOLMC	73	PM318MBAOSP	75	PM330MBALSP	75	PMHPBP02	24, 32, 38		
PM212MRALHB	66	PM309MOOLOO	73	PM318MBAOST	75	PM330MBALST	75	PMHPBP03	24, 32, 38		
PM212MRALOO	66	PM309MOOLPC	73	PM318MOOLCH	73	PM330MBAOOO	75	PMHPBP04	24, 32, 38		
PM212MRALSB	66	PM309MOOLSC	73	PM318MOOLMC	73	PM330MBAOSP	75	PMHPBP06	30		
PM212MRAOHB	66	PM309MRALHB	74	PM318MOOLOO	73	PM330MBAOST	75	PMHPBS01	26, 34, 40		
PM212MRAOOO	66	PM309MRALOO	74	PM318MOOLPC	73	PM330MOOLCH	73	PMHPBS02	26, 34, 40		
PM212MRAOSB	66	PM309MRALSB	74	PM318MOOLSC	73	PM330MOOLMC	73	PMHPBS03	26, 34, 40		
PM216FBALOO	63	PM309MRAOHB	74	PM318MRALHB	74	PM330MOOLOO	73	PMHPBS04	26, 34, 40		
PM216FBALSP	63	PM309MRAOOO	74	PM318MRALOO	74	PM330MOOLPC	73	PMHPBS06	28, 36		
PM216FBALST	63	PM309MRAOSB	74	PM318MRALSB	74	PM330MOOLSC	73	PMHPBS07	28, 36		
PM216FBAOOO	63	PM312FBALOO	71	PM318MRAOHB	74	PM330MRALHB	74	PMHPBS08	28, 36		
PM216FBAOSP	63	PM312FBALSP	71	PM318MRAOOO	74	PM330MRALOO	74	PMHPBS09	28, 36		
PM216FBAOST	63	PM312FBALST	71	PM318MRAOSB	74	PM330MRALSB	74	PP08FSN	46		
PM216FOOLCH	61	PM312FBAOOO	71	PM324FBALOO	71	PM330MRAOHB	74	PP08SSN	46, 48		
PM216FOOLMC	61	PM312FBAOSP	71	PM324FBALSP	71	PM330MRAOOO	74	PP12FGH	44, 46		
PM216FOOLOO	61	PM312FBAOST	71	PM324FBALST	71	PM330MRAOSB	74	PP12FSN	44, 46		
PM216FOOLPC	61	PM312FOOLCH	69	PM324FBAOOO	71	PMHPAC01	4, 6	PP12LFN	48		
PM216FOOLSC	61	PM312FOOLMC	69	PM324FBAOSP	71	PMHPAC02	12, 14	PP12LGH	44, 46		
PM216FRAAHB	62	PM312FOOLOO	69	PM324FBAOST	71	PMHPAF01	6	PP12LSN	44, 46, 48		
PM216FRALHB	62	PM312FOOLPC	69	PM324FOOLCH	69	PMHPAF02	6	PP12SGH	44, 46		
PM216FRALOO	62	PM312FOOLSC	69	PM324FOOLMC	69	PMHPAF03	8	PP12SSN	44, 46, 48		
PM216FRALSB	62	PM312FRALHB	70	PM324FOOLOO	69	PMHPAF11	14	PP16 LSN	44, 48		
PM216FRAOOO	62	PM312FRALOO	70	PM324FOOLPC	69	PMHPAF12	14	PP16FSN	44, 48		
PM216FRAOSB	62	PM312FRALSB	70	PM324FOOLSC	69	PMHPAF13	16	PP16SSN	44, 48		

All Data Subject To Change Without Notice

HEADQUARTERS: 13 Pratts Junction Road, P.O. Box 579, Sterling, MA 01564 T:978-422-3600 F:978-422-3700

EUROPE: Rathealy Road, Fermoy Co. Cork, Ireland T:353-(0)25-32277 F:353-(0)25-32296

ASIA/PACIFIC: IDEAL Anderson Asia Pacific Ltd., Unit 922-928 Topsail Plaza, 11 On Sum Street, Shatin N.T., Hong Kong T:852-2636-0836 F:852-2635-9036

CHINA: IDEAL Anderson Technologies (Shenzhen) Ltd., Block A8 Tantou W. Ind. Par, Songgang Baoan District, Shenzhen, PR. China 51810 T: 86-755-2768-2118 F: 86-755-2768-2218

TAIWAN: IDEAL Anderson Asia Pacific Ltd., Taiwan Branch, 4F-2, No.116, Dadun 20th St., Situn District, Taichung City 407, Taiwan (R.O.C.) T: 886-4-2310-6451 F:886-4-2310-6460

www.andersonpower.com



For information on additional product lines, please contact your local APP customer service department.



Powerpole® Connectors



EBC / DIN Connectors



Multipole Connectors



Power Pak Connectors

HEADQUARTERS: 13 Pratts Junction Road, P.O. Box 579, Sterling, MA 01564 T:978-422-3600 F:978-422-3700

EUROPE: Rathely Road, Fermoy Co. Cork, Ireland T:353-(0)25-32277 F:353-(0)25-32296

ASIA/PACIFIC: IDEAL Anderson Asia Pacific Ltd., Unit 922-928 Topsail Plaza, 11 On Sum Street, Shatin N.T., Hong Kong T:852-2636-0836 F:852-2635-9036

CHINA: IDEAL Anderson Technologies (Shenzhen) Ltd., Block A8 Tantou W. Ind. Par, Songgang Baoan District, Shenzhen, P.R. China 51810 T: 86-755-2768-2118 F: 86-755-2768-2218

TAIWAN: IDEAL Anderson Asia Pacific Ltd., Taiwan Branch, 4F.-2, No.116, Dadun 20th St., Situn District, Taichung City 407, Taiwan (R.O.C.) T: 886-4-2310-6451 F:886-4-2310-6460

www.andersonpower.com



Компания «ЭлектроПласт» предлагает заключение долгосрочных отношений при поставках импортных электронных компонентов на взаимовыгодных условиях!

Наши преимущества:

- Оперативные поставки широкого спектра электронных компонентов отечественного и импортного производства напрямую от производителей и с крупнейших мировых складов;
- Поставка более 17-ти миллионов наименований электронных компонентов;
- Поставка сложных, дефицитных, либо снятых с производства позиций;
- Оперативные сроки поставки под заказ (от 5 рабочих дней);
- Экспресс доставка в любую точку России;
- Техническая поддержка проекта, помощь в подборе аналогов, поставка прототипов;
- Система менеджмента качества сертифицирована по Международному стандарту ISO 9001;
- Лицензия ФСБ на осуществление работ с использованием сведений, составляющих государственную тайну;
- Поставка специализированных компонентов (Xilinx, Altera, Analog Devices, Intersil, Interpoint, Microsemi, Aeroflex, Peregrine, Syfer, Eurofarad, Texas Instrument, Miteq, Cobham, E2V, MA-COM, Hittite, Mini-Circuits, General Dynamics и др.);

Помимо этого, одним из направлений компании «ЭлектроПласт» является направление «Источники питания». Мы предлагаем Вам помощь Конструкторского отдела:

- Подбор оптимального решения, техническое обоснование при выборе компонента;
- Подбор аналогов;
- Консультации по применению компонента;
- Поставка образцов и прототипов;
- Техническая поддержка проекта;
- Защита от снятия компонента с производства.



Как с нами связаться

Телефон: 8 (812) 309 58 32 (многоканальный)

Факс: 8 (812) 320-02-42

Электронная почта: org@eplast1.ru

Адрес: 198099, г. Санкт-Петербург, ул. Калинина, дом 2, корпус 4, литера А.