

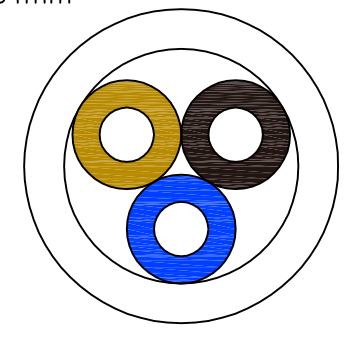
THIS DRAWING IS UNPUBLISHED. RELEASED FOR PUBLICATION -,- .
 © COPYRIGHT - By - ALL RIGHTS RESERVED.

LOC	DIST	REVISIONS					
		P	LTR	DESCRIPTION	DATE	DWN	APVD
H	-	A		INITIAL RELEASE	07APR2014	YC	BvH


UNSHIELDED

3, 4 and 5 pos PUR & PVC

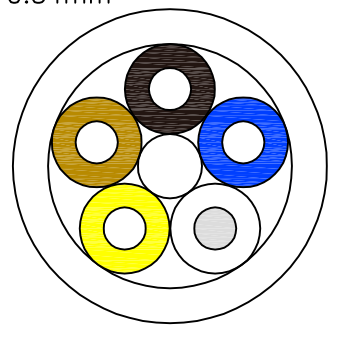
3x 0.34mm²



4x 0.34mm²

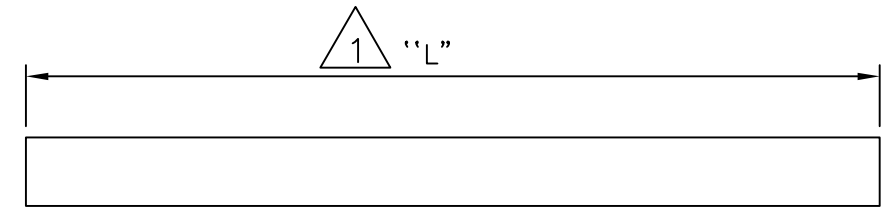
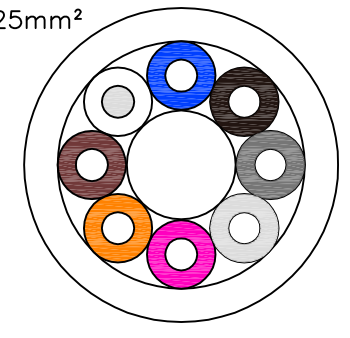


5x 0.34mm²



8 Pos PUR ONLY

8x 0.25mm²



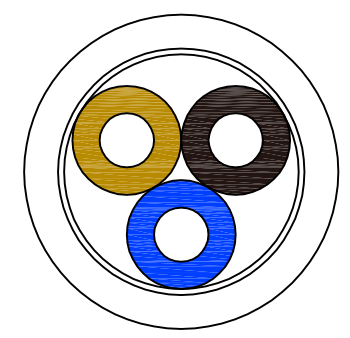
1 NOTE: Length "L" to be determined by online configurator

PVC	5	0.34	22	Grey	5x0.34mm ² PVC CABLE SHIELDED	3-2273231-3
	4	0.34	22	Grey	4x0.34mm ² PVC CABLE SHIELDED	3-2273231-2
	3	0.34	22	Grey	3x0.34mm ² PVC CABLE SHIELDED	3-2273231-1
PUR	8	0.25	24	Grey	8x0.25mm ² PUR CABLE SHIELDED	2-2273231-4
	5	0.34	22	Grey	5x0.34mm ² PUR CABLE SHIELDED	2-2273231-3
	4	0.34	22	Grey	4x0.34mm ² PUR CABLE SHIELDED	2-2273231-2
	3	0.34	22	Grey	3x0.34mm ² PUR CABLE SHIELDED	2-2273231-1
SHIELDED						
PVC	5	0.34	22	Black	5x0.34mm ² PVC CABLE UNSHIELDED	1-2273231-3
	4	0.34	22	Black	4x0.34mm ² PVC CABLE UNSHIELDED	1-2273231-2
	3	0.34	22	Black	3x0.34mm ² PVC CABLE UNSHIELDED	1-2273231-1
PUR	8	0.25	24	Grey	8x0.25mm ² PUR CABLE UNSHIELDED	2273231-4
	5	0.34	22	Black	5x0.34mm ² PUR CABLE UNSHIELDED	2273231-3
	4	0.34	22	Black	4x0.34mm ² PUR CABLE UNSHIELDED	2273231-2
	3	0.34	22	Black	3x0.34mm ² PUR CABLE UNSHIELDED	2273231-1
UNSHIELDED						
	#cond	mm ²	AWG	JACKET COLOR	DESCRIPTION	TEPN

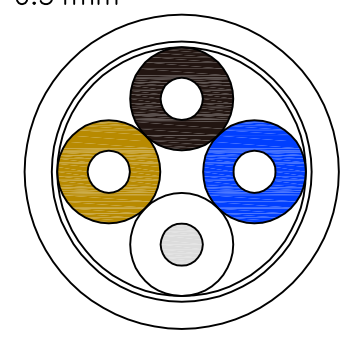
SHIELDED

3, 4 and 5 pos PUR & PVC

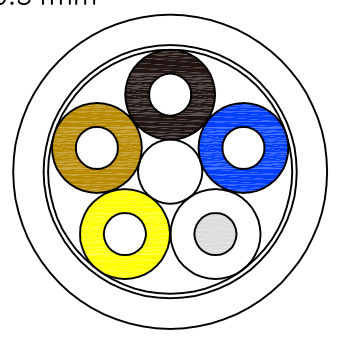
3x 0.34mm²



4x 0.34mm²

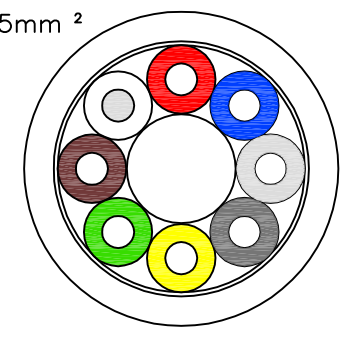


5x 0.34mm²



8 Pos PUR ONLY

8x 0.25mm²



THIS DRAWING IS A CONTROLLED DOCUMENT.

DIMENSIONS: mm	TOLERANCES UNLESS OTHERWISE SPECIFIED: 0 PLC ± - 1 PLC ± - 2 PLC ± - 3 PLC ± - 4 PLC ± - ANGLES ± -	DWN YATHISH C 07APR2014	TE Connectivity NAME M8 M12 BULK CABLE TYPES
		CHK B.VELDHOVEN 15APR2014	
		APVD A.VAN ZANDVOORT 15APR2014	
		PRODUCT SPEC	
MATERIAL	FINISH	APPLICATION SPEC	RESTRICTED TO
-	-	WEIGHT	A3 00779 C=2273231
CUSTOMER DRAWING			SCALE NTS SHEET 1 of 5 REV A

THIS DRAWING IS UNPUBLISHED. RELEASED FOR PUBLICATION -.- .
 © COPYRIGHT - By - ALL RIGHTS RESERVED.

LOC	DIST	REVISIONS			
P	LTR	DESCRIPTION	DATE	DWN	APVD
H	-	SEE SHEET 1	-	-	-

Unshielded PUR

2273231-1

PUR CABLE	
No./diameter of wires	3 x 0.34 mm ²
Wire isolation	PP (br, wh, bk)
C-track properties	5 million
Jacket	PUR (UL/CSA)
Outer diameter	approx. 4.3 mm
Bend radius (moving)	10 x outer diameter
Temperature range (fixed)	-40...+80 °C
Temperature range (mobile)	-25...+80 °C

2273231-4


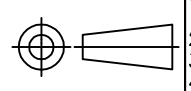
PUR CABLE	
No./diameter of wires	8 x 0.25 mm ²
Wire isolation	PP (br, wh, bl, bk, gr, pk, vi, or)
C-track properties	2 million
Jacket	PUR (UL/CSA)
Outer diameter	approx. 6.0 mm
Bend radius (moving)	10 x outer diameter
Temperature range (fixed)	-40...+80 °C
Temperature range (mobile)	-20...+80 °C

2273231-2

PUR CABLE	
No./diameter of wires	4 x 0.34 mm ²
Wire isolation	PP (br, wh, bl, bk)
C-track properties	5 million
Jacket	PUR (UL/CSA)
Outer diameter	approx. 4.7 mm
Bend radius (moving)	10 x outer diameter
Temperature range (fixed)	-40...+80 °C
Temperature range (mobile)	-25...+80 °C

2273231-3

PUR CABLE	
No./diameter of wires	5 x 0.34 mm ²
Wire isolation	PP (br, wh, bl, bk, gnye)
C-track properties	yes
Jacket	PUR (UL/CSA)
Outer diameter	approx. 5.0 mm
Bend radius (moving)	10 x outer diameter
Temperature range (fixed)	-50...+80 °C
Temperature range (mobile)	-25...+80 °C

THIS DRAWING IS A CONTROLLED DOCUMENT.		DWN YATHISH C 07APR2014	 TE Connectivity	
DIMENSIONS: mm		CHK B.VELDHOVEN 15APR2014		
TOLERANCES UNLESS OTHERWISE SPECIFIED:		APVD A.VAN ZANDVOORT 15APR2014	NAME M8 M12 BULK CABLE TYPES	
		PRODUCT SPEC -	RESTRICTED TO -	
MATERIAL -		FINISH -	APPLICATION SPEC -	SIZE A3
		WEIGHT -	CAGE CODE 00779	DRAWING NO C=2273231
CUSTOMER DRAWING			SCALE NTS	SHEET 2 of 5
			REV A	

THIS DRAWING IS UNPUBLISHED.

RELEASED FOR PUBLICATION

-, -

ALL RIGHTS RESERVED.

© COPYRIGHT - By -

LOC	DIST	REVISIONS					
		P	LTR	DESCRIPTION	DATE	DWN	APVD
H	-	-	-	SEE SHEET 1	-	-	-

Unshielded PVC

1-2273231-1


PVC CABLE	
No./diameter of wires	3 x 0.34 mm ²
Wire isolation	PVC (br, bl, bk)
C-track properties	n.a.
Jacket	PVC (UL/CSA)
Outer diameter	approx. 4.6 mm
Bend radius (moving)	10 x outer diameter
Temperature range (fixed)	-30...+80 °C
Temperature range (mobile)	-5...+80 °C

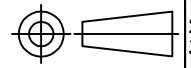
1-2273231-2

PVC CABLE	
No./diameter of wires	4 x 0.34 mm ²
Wire isolation	PVC (br, wh, bl, bk)
C-track properties	n.a.
Jacket	PVC (UL/CSA)
Outer diameter	approx. 5.0 mm
Bend radius (moving)	10 x outer diameter
Temperature range (fixed)	-30...+80 °C
Temperature range (mobile)	-5...+80 °C

1-2273231-3

PVC CABLE	
No./diameter of wires	5 x 0.34 mm ²
Wire isolation	PP (br, wh, bl, bk, gnye)
C-track properties	n.a.
Jacket	PVC (UL/CSA)
Outer diameter	approx. 5.2 mm
Bend radius (moving)	10 x outer diameter
Temperature range (fixed)	-30...+80 °C
Temperature range (mobile)	-5...+80 °C

THIS DRAWING IS A CONTROLLED DOCUMENT.		DWN	YATHISH C	07APR2014	 TE Connectivity				
		CHK	B.VELDHOVEN	15APR2014					
		APVD	A.VAN ZANDVOORT	15APR2014					
		PRODUCT SPEC							
		APPLICATION SPEC			M8 M12 BULK CABLE TYPES				
		SIZE	A3	CAGE CODE	00779	DRAWING NO	C=2273231	RESTRICTED TO	-
		CUSTOMER DRAWING		SCALE	NTS	SHEET	3 of 5	REV	A

DIMENSIONS:	TOLERANCES UNLESS OTHERWISE SPECIFIED:
mm	
	0 PLC ± -
	1 PLC ± -
	2 PLC ± -
	3 PLC ± -
	4 PLC ± -
	ANGLES ± -

MATERIAL	FINISH	WEIGHT
-	-	-

THIS DRAWING IS UNPUBLISHED. RELEASED FOR PUBLICATION -.-
 © COPYRIGHT - By - ALL RIGHTS RESERVED.

LOC	DIST	REVISIONS					
		P	LTR	DESCRIPTION	DATE	DWN	APVD
H	-	-	-	SEE SHEET 1	-	-	-

Shielded PUR

2-2273231-1

PUR CABLE	
No./diameter of wires	3 x 0.34 mm ²
Wire isolation	PVC (br, wh, bk)
C-track properties	
Jacket	PUR/PVC (UL/CSA)
Outer diameter	approx. 5.9 mm
Bend radius (moving)	15 x outer diameter
Temperature range (fixed)	-30...+80 °C
Temperature range (mobile)	-5...+70 °C

2-2273231-4


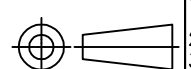
PUR CABLE	
No./diameter of wires	8 x 0.25 mm ²
Wire isolation	PP (br, wh, bl, bk, gr, pk, vi, or)
C-track properties	2 million
Jacket	PUR (UL/CSA)
Outer diameter	approx. 7.0 mm
Bend radius (moving)	10 x outer diameter
Temperature range (fixed)	-40...+80 °C
Temperature range (mobile)	-20...+80 °C

2-2273231-2

PUR CABLE	
No./diameter of wires	4 x 0.34 mm ²
Wire isolation	PVC (br, wh, bl, bk)
C-track properties	
Jacket	PUR/PVC (UL/CSA)
Outer diameter	approx. 5.9 mm
Bend radius (moving)	15 x outer diameter
Temperature range (fixed)	-30...+80 °C
Temperature range (mobile)	-5...+70 °C

2-2273231-3

PUR CABLE	
No./diameter of wires	5 x 0.34 mm ²
Wire isolation	PVC (br, wh, bl, bk, gnye)
C-track properties	
Jacket	PUR/PVC (UL/CSA)
Outer diameter	approx. 5.9 mm
Bend radius (moving)	15 x outer diameter
Temperature range (fixed)	-40...+80 °C
Temperature range (mobile)	-5...+70 °C

THIS DRAWING IS A CONTROLLED DOCUMENT.		DWN	YATHISH C	07APR2014	 TE Connectivity			
DIMENSIONS: mm		CHK	B.VELDHOVEN	15APR2014				
		APVD	A.VAN ZANDVOORT	15APR2014				
TOLERANCES UNLESS OTHERWISE SPECIFIED:		NAME		M8 M12 BULK CABLE TYPES				
0 PLC ± - 1 PLC ± - 2 PLC ± - 3 PLC ± - 4 PLC ± - ANGLES ± -		PRODUCT SPEC						
MATERIAL		APPLICATION SPEC			SIZE	CAGE CODE	DRAWING NO	RESTRICTED TO
FINISH		WEIGHT			A3	00779	C=2273231	-
		CUSTOMER DRAWING		SCALE	NTS		SHEET	4 of 5
								REV
								A

THIS DRAWING IS UNPUBLISHED.

RELEASED FOR PUBLICATION

-, -

ALL RIGHTS RESERVED.

© COPYRIGHT - By -

LOC	DIST	REVISIONS					
		P	LTR	DESCRIPTION	DATE	DWN	APVD
H	-	-	-	SEE SHEET 1	-	-	-

Shielded PVC

3-2273231-1


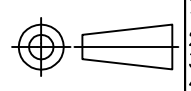
PVC CABLE	
No./diameter of wires	3 x 0.34 mm ²
Wire isolation	PVC (br, bl, bk)
C-track properties	n.a.
Jacket	PVC (UL/CSA)
Outer diameter	approx. 5.9 mm
Bend radius (moving)	15 x outer diameter
Temperature range (fixed)	-40...+80 °C
Temperature range (mobile)	-5...+80 °C

3-2273231-2

PVC CABLE	
No./diameter of wires	4 x 0.34 mm ²
Wire isolation	PVC (br, wh, bl, bk)
C-track properties	n.a.
Jacket	PVC (UL/CSA)
Outer diameter	approx. 5.9 mm
Bend radius (moving)	15 x outer diameter
Temperature range (fixed)	-30...+80 °C
Temperature range (mobile)	-5...+70 °C

3-2273231-3

PVC CABLE	
No./diameter of wires	5 x 0.34 mm ²
Wire isolation	PVC (br, wh, bl, bk, gnye)
C-track properties	n.a.
Jacket	PUR (UL/CSA)
Outer diameter	approx. 5.9 mm
Bend radius (moving)	15 x outer diameter
Temperature range (fixed)	-30...+80 °C
Temperature range (mobile)	-5...+70 °C

THIS DRAWING IS A CONTROLLED DOCUMENT.		DWN YATHISH C 07APR2014	 TE Connectivity	
		CHK B.VELDHOVEN 15APR2014		
		APVD A.VAN ZANDVOORT 15APR2014	NAME M8 M12 BULK CABLE TYPES	
DIMENSIONS: mm		TOLERANCES UNLESS OTHERWISE SPECIFIED:		RESTRICTED TO
		0 PLC ± -		SIZE A3
		1 PLC ± -		
MATERIAL -		2 PLC ± -		CAGE CODE 00779
		3 PLC ± -		
FINISH -		4 PLC ± -		DRAWING NO C=2273231
		ANGLES ± -		
		WEIGHT -		SHEET 5 of 5
		CUSTOMER DRAWING		
		SCALE NTS		



Компания «ЭлектроПласт» предлагает заключение долгосрочных отношений при поставках импортных электронных компонентов на взаимовыгодных условиях!

Наши преимущества:

- Оперативные поставки широкого спектра электронных компонентов отечественного и импортного производства напрямую от производителей и с крупнейших мировых складов;
- Поставка более 17-ти миллионов наименований электронных компонентов;
- Поставка сложных, дефицитных, либо снятых с производства позиций;
- Оперативные сроки поставки под заказ (от 5 рабочих дней);
- Экспресс доставка в любую точку России;
- Техническая поддержка проекта, помощь в подборе аналогов, поставка прототипов;
- Система менеджмента качества сертифицирована по Международному стандарту ISO 9001;
- Лицензия ФСБ на осуществление работ с использованием сведений, составляющих государственную тайну;
- Поставка специализированных компонентов (Xilinx, Altera, Analog Devices, Intersil, Interpoint, Microsemi, Aeroflex, Peregrine, Syfer, Eurofarad, Texas Instrument, Miteq, Cobham, E2V, MA-COM, Hittite, Mini-Circuits, General Dynamics и др.);

Помимо этого, одним из направлений компании «ЭлектроПласт» является направление «Источники питания». Мы предлагаем Вам помощь Конструкторского отдела:

- Подбор оптимального решения, техническое обоснование при выборе компонента;
- Подбор аналогов;
- Консультации по применению компонента;
- Поставка образцов и прототипов;
- Техническая поддержка проекта;
- Защита от снятия компонента с производства.



Как с нами связаться

Телефон: 8 (812) 309 58 32 (многоканальный)

Факс: 8 (812) 320-02-42

Электронная почта: org@eplast1.ru

Адрес: 198099, г. Санкт-Петербург, ул. Калинина, дом 2, корпус 4, литера А.