



FEATURES AND BENEFITS

Meets UL/EN/IEC60601-1-2, 4Th Edition For EMC*

Desktop Style Package

Approved To En/IEC/UL60601-1, 3rd Edition With Isolation Levels Which Satisfy The 2 MOPP Requirements

Meets EN55011/CISPR11, FCC Part 15.109 Class B Conducted & Radiated Emissions, With 6db Margin

Meets DoE Efficiency Level VI Requirements
No Load Input Power
Average Efficiency

E-Cap Life Of >7 Years

Up To 60W Of AC-DC Power

3 Year Warranty

Universal Input 90-264Vac Input Range

IP22 Rated Enclosure



MODEL SELECTION

Model Number	Volts	Output Current	Output Power	Ripple & Noise ¹	Line Regulation	Load Regulation	Output Connector	Output Cable	Input Configuration
ME60A0551F01	5.0V	7.00A	35W	75mV pk-pk	±1%	±5%	6 pin Molex Type2 2.5 x 5.5 x 9.5mm Straight Barrel Type, center positive	1150mm, #18AWG 9V:1150mm 18AWG All others: 1500mm, #18AWG	Class I Desktop, IEC60320 C14 Receptacle
ME60A0903F01	9.0V	6.00A	56W	90mV pk-pk	±1%	±5%			
ME60A1203F01	12.0V	5.00A	60W	120mV pk-pk	±1%	±5%			
ME60A1503F01	15.0V	4.00A	60W	150mV pk-pk	±1%	±5%			
ME60A1803F01	18.0V	3.30A	60W	180mV pk-pk	±1%	±5%			
ME60A2403F01	24.0V	2.70A	60W	240mV pk-pk	±1%	±5%			
ME60A4803F01	48.0V	1.35A	60W	480mV pk-pk	±1%	±5%			
ME60A0551N01	5.0V	7.00A	35W	75mV pk-pk	±1%	±5%	6 pin Molex Type2 2.5 x 5.5 x 9.5mm Straight Barrel Type, center positive	1150mm, #18AWG 9V:1150mm 18AWG All others: 1500mm, #18AWG	Class II Desktop, IEC60320 C8 Receptacle
ME60A0903N01	9.0V	6.00A	56W	90mV pk-pk	±1%	±5%			
ME60A1203N01	12.0V	5.00A	60W	120mV pk-pk	±1%	±5%			
ME60A1503N01	15.0V	4.00A	60W	150mV pk-pk	±1%	±5%			
ME60A1803N01	18.0V	3.30A	60W	180mV pk-pk	±1%	±5%			
ME60A2403N01	24.0V	2.70A	60W	240mV pk-pk	±1%	±5%			
ME60A4803N01	48.0V	1.35A	60W	480mV pk-pk	±1%	±5%			
ME60A0551Q01	5.0V	7.00A	35W	75mV pk-pk	±1%	±5%	6 pin Molex Type2 2.5 x 5.5 x 9.5mm Straight Barrel Type, center positive	1150mm, #18AWG 9V:1150mm 18AWG All others: 1500mm, #18AWG	Class II Desktop, IEC60320 C18 Receptacle
ME60A0903Q01	9.0V	6.00A	56W	90mV pk-pk	±1%	±5%			
ME60A1203Q01	12.0V	5.00A	60W	120mV pk-pk	±1%	±5%			
ME60A1503Q01	15.0V	4.00A	60W	150mV pk-pk	±1%	±5%			
ME60A1803Q01	18.0V	3.30A	60W	180mV pk-pk	±1%	±5%			
ME60A2403Q01	24.0V	2.70A	60W	240mV pk-pk	±1%	±5%			
ME60A4803Q01	48.0V	1.35A	60W	480mV pk-pk	±1%	±5%			



Notes:

1. Measured at the output connector, with noise probe directly across output and load terminated with 0.1 μ F ceramic and 10 μ F low ESR capacitors. For 5V models, values listed are typical, 100mV pk-pk maximum
2. Molex p/n 39-01-2060 or equivalent. See outline drawing for pinout information
3. For Input Class I models: For AC GND connected to output common (-), insert a "B" in the part number where the "A" is located (TE60B1203F01)
4. All specifications are typical at nominal input, full load, at 25°C ambient unless noted

INPUT

AC Input	100-240Vac, \pm 10%, 47-63Hz, 1 \emptyset
Input Current	100Vac: 1.5A, 240Vac: 0.7A
Inrush Current	264Vac, cold start: will not exceed 40A
Input Fuses	F1, F2: 2A, 250Vac fuses (line & neutral lines) provided on all models
Earth Leakage Current	<500 μ A@264Vac, 60Hz, NC <1mA@264Vac, 60Hz, SFC
Efficiency	>88%, typical
Common Mode Noise	High Frequency (100kHz-20MHz): <40mA pk-pk
No Load Input Power	<0.210W (meets DoE Efficiency Level VI Requirements)

ENVIRONMENT

Operating Temperature	-20°C to +70°C. See curve for derating
Relative Humidity	5% to 95%, non-condensing
Weight	400g
Dimensions	W: 2.67" x L: 4.25" x H: 1.29" W: 67.9mm x L: 108mm x H: 32.7mm
Altitude	Operating: to 5000m. Non-operating: -500 to 40,000 ft.
Storage Temperature	-40°C to +85°C
Vibration	Operating: 0.003g/Hz, 1.5grms overall, 3 axes, 10 min/axis, 1-500Hz. Non-Oper.: random waveform, 3 minutes per axis, 3 axes and Sine waveform, Vib. frequency/acceleration: 10-500Hz/1g, sweep rate of 1 octave / minutes, Vibration time of 10 sweeps / axes, 3 axes
Shock	Operating: Half-sine, 20gpk, 10mS, 3 axes, 6 shocks total Non-Operating: Half-sine waveform, impact acceleration of 100G, Pulse duration of 6 mS, Number of shocks: 3 for each of the three axis

OUTPUT

Output Voltage	See models chart on pg 1
Output Power	60W continuous – See models chart for specific voltage model ratings
Turn On Time	Less than 1 sec @115Vac, full load
Hold-up Time	20mS min., at full Load, 100Vac input
Ripple and Noise	See models chart on pg 1

EMI/EMC COMPLIANCE

Conducted Emissions	EN55011/CISPR11 Class B, FCC Part 15.107, Class B: 6db margin typ, at 115 and 230Vac
Radiated Emissions	EN55011/CISPR11 Class B, FCC Part 15.109, Class B: 3db margin typ, at 115 and 230Vac
Electro-Static Discharge (ESD) Immunity on Power ports	EN55024/IEC61000-4-2, Level 4: +/- 8kV contact, +/- 15kV air, Criteria A IEC60601-1-2, 4th Edition, Table 4
Flicker Test	EN61000-3-3

SAFETY

Safety Standards	EN/IEC/UL60601-1, 3rd edition
Drop Test	1.4m from table top to wooden platform, 4 faces

All specifications are typical at nominal input, full load, at 25°C ambient unless noted. Consult factory for information regarding testing for or usage under special environments.

RELIABILITY

MTBF	>250,000 hours, full load, 110 & 220Vac input, 25°C amb., per Telcordia 332 Issue 6
------	---



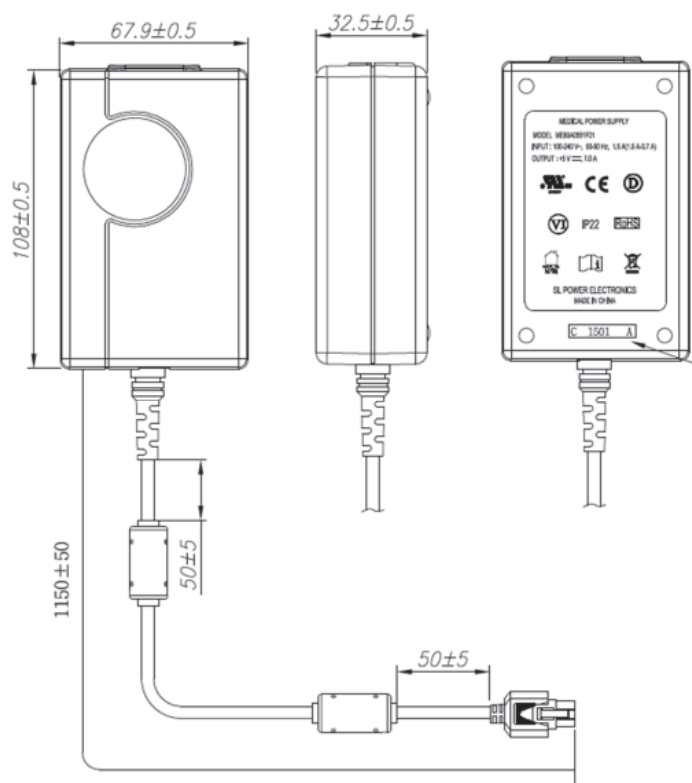
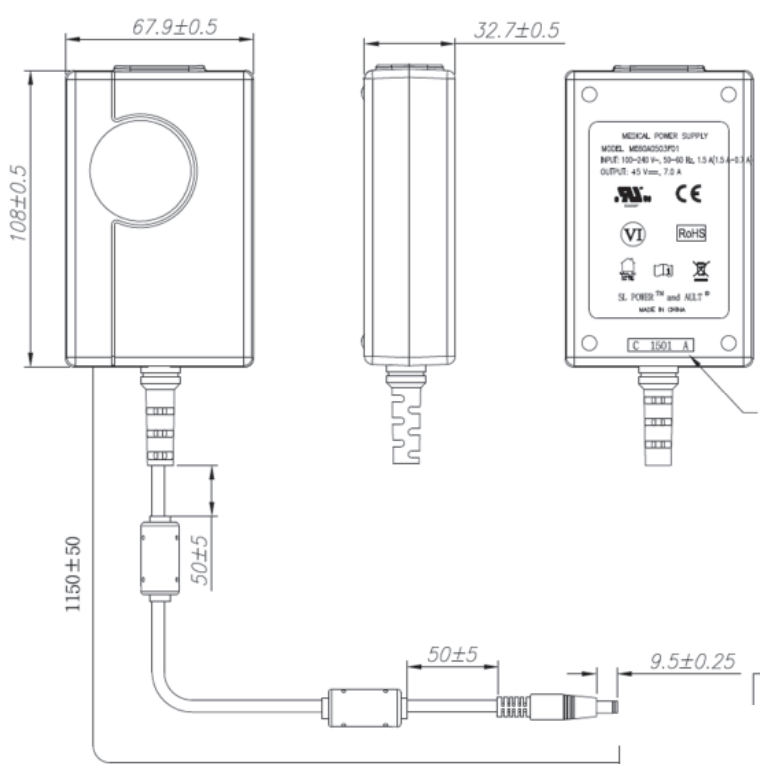
PROTECTION

Overvoltage Protection	130 to 150% of output voltage (max. 60V on 48V model), hiccup mode
Short Circuit Protection	Hiccup Mode, auto recovery
Overtemperature Protection	Will shutdown upon an overtemperature condition, auto-recovery
Overload Protection	130 to 180% of rating, Hiccup Mode

ISOLATION

Isolation	Input-Output: 2 MOPP Input-Ground: 1 MOPP Output-Ground: 1 MOPP
-----------	---

MECHANICAL DRAWINGS



See Note 3: 9V through 48V Models: 2.5 x 5.5 x 9.5mm or equiv. Barrel Connector, center positive²

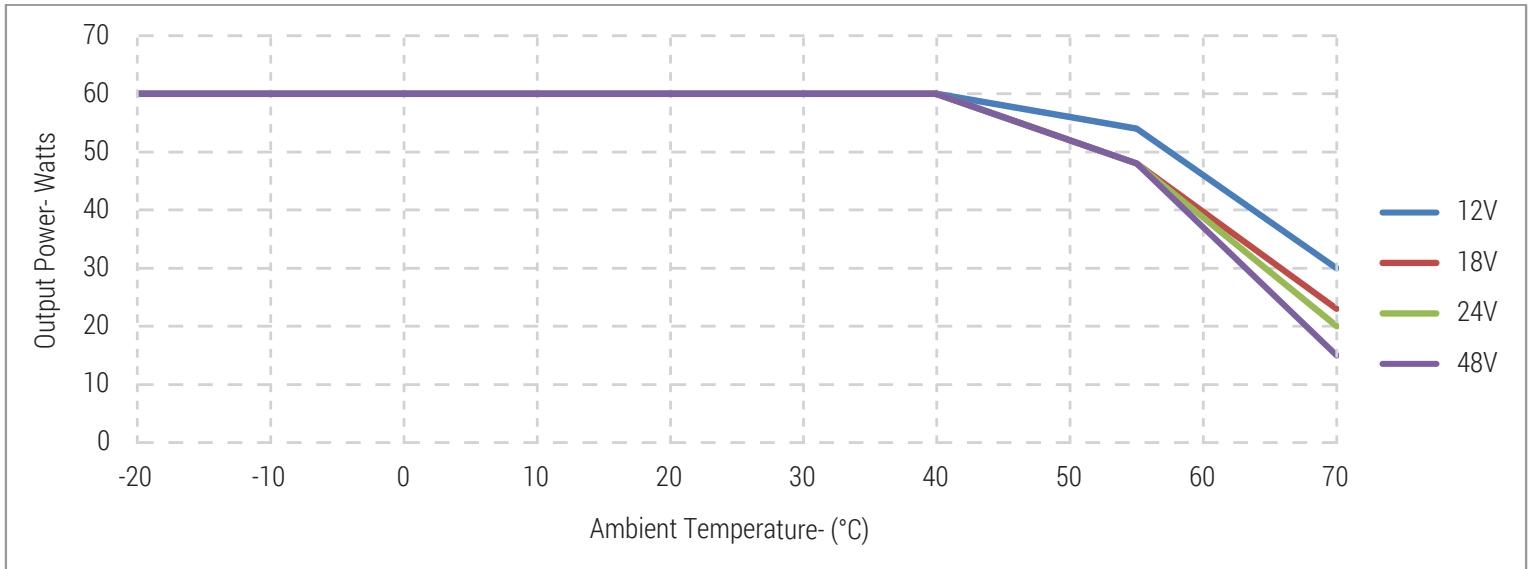
5V Models: Output Connector: 6 pin Molex 39-01-2060 or equiv. Pins 1, 4 = (+), pins 3, 6 = (-), pins 2, 5 = NC²

Notes:

1. All dimensions in mm.
2. Other options are available.
3. Cable length on 12V through 48V models is 1500mm, nominal.
4. The unit should not be covered or enclosed to protect against excessive case temperature rise.



DERATING CHART





CONNECTOR INFORMATION

Standard models include a 2.5 x 5.5 x 9.5mm straight barrel type connector (Ault #3), center positive (6-pin Molex type - #51 – on 5V models)
Other standard options are listed below. The “03” in the standard model number is replaced by the applicable digits below:

Connector No.	Description	Connector No.	Description
02	2.1 x 5.5 x 9.5 mm straight barrel plug - Center positive	45	2.5 x 5.5 x 9.5 mm straight barrel plug, locking - Center positive
03	2.1 x 5.5 x 9.5 mm straight barrel plug - Center positive (Standard models)	48	3 pin Snap n Lock, Kycon Kpp - 3P or equivalent (Pin 1 = (+); pin 2 = (-))
12	5 pin DIN - 180 male connector (Pins 3, 5 = (+); pins 1, 2, 4 = (-))	49	4 pin Snap n Lock, Kycon Kpp - 4P or equivalent (Pins 1, 3 = (+); pins 2, 4 = (-); pins 5, 6 = NC)
22	6 pin DIN male connector (Pins 1, 2 = (+); pins 4, 5 = (-))	51	6 pin Minifit - Molex 39-01-2060 or equivalent (Pins 1, 4 = (+); pins 3, 6 = (-))
23	8 pin DIN male connector (Pins 3, 7 = (+); pins 1, 4, 6, 8 = (-); shell = FG)	65	Stripped and Tinned Leads
32	9 pin “D” type, female (Pins 8 = (+); pins 5 = (-); all others = NC)	70	2.1 x 5.5 x 11mm right angle barrel plug (high retention) - Center positive
33	2.5 x 5.5 x 12.5 mm straight barrel plug - Center positive	71	2.5 x 5.5 x 11mm right angle barrel plug (high retention) - Center positive
40	2.1 x 5.5 x 9.5 mm right angle barrel plug (High retention) - Center positive	72	2.1 x 5.5 x 9.5 mm straight barrel plug (High retention, no spark) - Center positive
41	2.5 x 5.5 x 9.5 mm right angle barrel plug (High retention) - Center positive	73	2.5 x 5.5 x 9.5 mm straight barrel plug (High retention, no spark) - Center positive
42	2.1 x 5.5 x 11 mm straight barrel plug (High retention) - Center positive	74	EIAJ#5 style connector - Central positive
43	2.5 x 5.5 x 11 mm straight barrel plug (High retention) - Center positive	99	Micro USB
44	2.1 x 5.5 x 9.5 mm straight barrel plug, locking - Center positive		

These are the most common standard connectors. SL Power has the capability to incorporate any non-standard output connector. All output connectors are limited by wattage range and application type. The SL Power applications team is available to provide professional support and can be contacted here: info@slpower.com.



Компания «ЭлектроПласт» предлагает заключение долгосрочных отношений при поставках импортных электронных компонентов на взаимовыгодных условиях!

Наши преимущества:

- Оперативные поставки широкого спектра электронных компонентов отечественного и импортного производства напрямую от производителей и с крупнейших мировых складов;
- Поставка более 17-ти миллионов наименований электронных компонентов;
- Поставка сложных, дефицитных, либо снятых с производства позиций;
- Оперативные сроки поставки под заказ (от 5 рабочих дней);
- Экспресс доставка в любую точку России;
- Техническая поддержка проекта, помощь в подборе аналогов, поставка прототипов;
- Система менеджмента качества сертифицирована по Международному стандарту ISO 9001;
- Лицензия ФСБ на осуществление работ с использованием сведений, составляющих государственную тайну;
- Поставка специализированных компонентов (Xilinx, Altera, Analog Devices, Intersil, Interpoint, Microsemi, Aeroflex, Peregrine, Syfer, Eurofarad, Texas Instrument, Miteq, Cobham, E2V, MA-COM, Hittite, Mini-Circuits, General Dynamics и др.);

Помимо этого, одним из направлений компании «ЭлектроПласт» является направление «Источники питания». Мы предлагаем Вам помощь Конструкторского отдела:

- Подбор оптимального решения, техническое обоснование при выборе компонента;
- Подбор аналогов;
- Консультации по применению компонента;
- Поставка образцов и прототипов;
- Техническая поддержка проекта;
- Защита от снятия компонента с производства.



Как с нами связаться

Телефон: 8 (812) 309 58 32 (многоканальный)

Факс: 8 (812) 320-02-42

Электронная почта: org@eplast1.ru

Адрес: 198099, г. Санкт-Петербург, ул. Калинина, дом 2, корпус 4, литера А.