



VSOP98260 for IR Code Learning Applications



ESD

- To maximize the sensitivity, the TIA input pin has only HBM class 1B ESD protection! Care should be taken never to touch or otherwise expose this pin to an adverse ESD source.

FEATURES

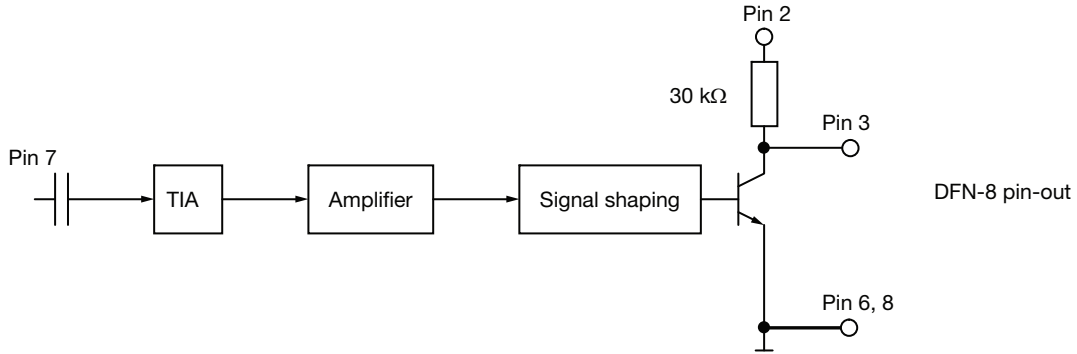
- Supply voltage: 2.0 V to 3.6 V
- Supply current: 0.6 mA to 0.9 mA
- Carrier-out-function: carrier frequency from 20 kHz to 60 kHz and burst length accurately correspond to the input signal
- Small outline package 2 mm x 2 mm DFN-8 package
- Can be used with either a pphotodiode or an IR emitter used as a detector
- AC coupled input is insensitive to DC photocurrents

There is a wide interest in universal remote controls, which can be used to diminish the “clutter” of remote controls typically present in a modern living room setting. Training the universal remote to send the correct code to each of possibly many appliances in any media setting is not a simple task. Usually, the manufacturer of the universal remote control owns a database of literally thousands of brand-model combinations, and the corresponding remote control code base for each model. The universal remote must know the modulation frequency and pulse patterns represented in the code base in order to correctly transmit a valid command to the appliance via a key press. Training the universal remote requires the user to identify his appliances in the data base, and then by some means load the universal remote with the correct code base for each appliance. While some users may have little difficulty with this set-up routine, others may be challenged. Also, even the largest data bases inevitably lack some models present in the field, the number of which is mind boggling. There exists therefore a need for universal remotes to learn their codes directly from the user. Assuming the precondition that the user still possesses the original remote controls for his appliances, these remotes can be used as a “teacher” for a code learning circuit on the universal remote. The process is simple. An application program guides the user to position his appliance remote near an infrared sensitive component on the universal remote, and then asks the user to press a specific key. This causes the appliance remote to transmit an infrared code, which is received in the universal remote and stored in memory. The universal remote now knows it must also transmit this exact same code when the corresponding command is requested (e.g. “1”, “2”, ... “channel up”, “volume up” etc.). This process is repeated for each key which must be learned.

Infrared remote controls transmit their signals via an infrared LED. The simplest and least expensive code learning technique devised to date uses this same infrared LED as both the code transmitter and the code detector for receiving signals from the appliance remote. IR LEDs are not very efficient detectors. Fortunately, for code learning we want to use an inefficient detector to eliminate any spurious signals present in the room. The much stronger signal from the appliance remote, which is held close to the detector, will be enough to capture a clean signal.

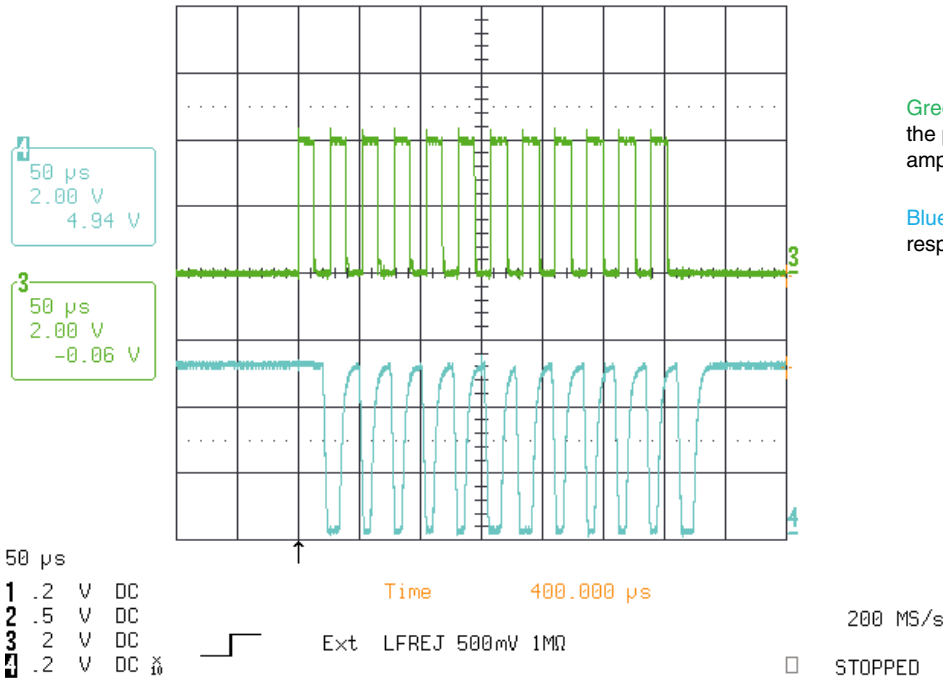
VSOP98260 for IR Code Learning Applications

BLOCK DIAGRAM (simplified)



TYPICAL OUTPUT WAVEFORM

13-Oct-11
9:55:23

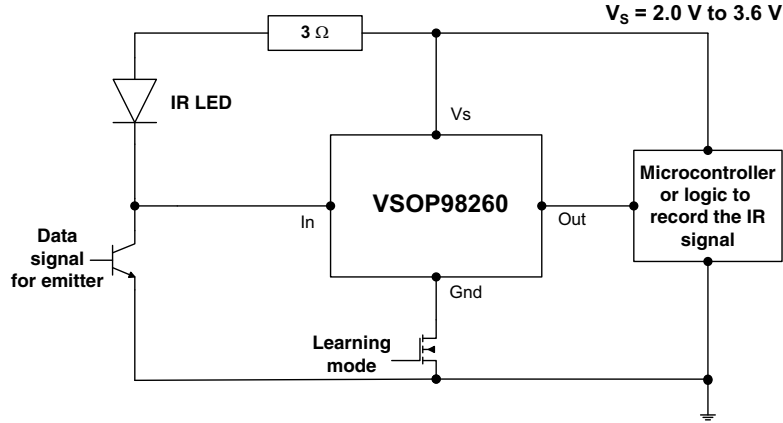


Green waveform: optical input signal to the photodiode that is connected to the amplifier circuit.

Blue waveform: output of the amplifier circuit, response to the optical signal above.

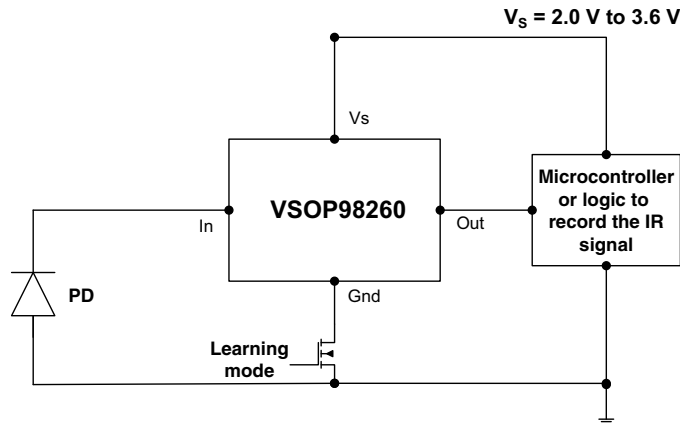
VSOP98260 for IR Code Learning Applications

APPLICATION CIRCUIT USING A FORWARD BIASED EMITTER AS A DETECTOR



DETECTOR (IR LED forward polarity)	SENSITIVITY (mW/m ²)	RANGE (m if I _e = 100 mW/sr)
TSAL6400	100	1
VSLB5308	120	0.9
VSMB2948SL	600	0.4

APPLICATION CIRCUIT USING A REVERSE BIASED PHOTO-DIODE AS A DETECTOR



DETECTOR	SENSITIVITY (mW/m ²)	RANGE (m if I _e = 100 mW/sr)
PD in reverse polarity	10	3

APPLICATION NOTE



Компания «ЭлектроПласт» предлагает заключение долгосрочных отношений при поставках импортных электронных компонентов на взаимовыгодных условиях!

Наши преимущества:

- Оперативные поставки широкого спектра электронных компонентов отечественного и импортного производства напрямую от производителей и с крупнейших мировых складов;
- Поставка более 17-ти миллионов наименований электронных компонентов;
- Поставка сложных, дефицитных, либо снятых с производства позиций;
- Оперативные сроки поставки под заказ (от 5 рабочих дней);
- Экспресс доставка в любую точку России;
- Техническая поддержка проекта, помощь в подборе аналогов, поставка прототипов;
- Система менеджмента качества сертифицирована по Международному стандарту ISO 9001;
- Лицензия ФСБ на осуществление работ с использованием сведений, составляющих государственную тайну;
- Поставка специализированных компонентов (Xilinx, Altera, Analog Devices, Intersil, Interpoint, Microsemi, Aeroflex, Peregrine, Syfer, Eurofarad, Texas Instrument, Miteq, Cobham, E2V, MA-COM, Hittite, Mini-Circuits, General Dynamics и др.);

Помимо этого, одним из направлений компании «ЭлектроПласт» является направление «Источники питания». Мы предлагаем Вам помощь Конструкторского отдела:

- Подбор оптимального решения, техническое обоснование при выборе компонента;
- Подбор аналогов;
- Консультации по применению компонента;
- Поставка образцов и прототипов;
- Техническая поддержка проекта;
- Защита от снятия компонента с производства.



Как с нами связаться

Телефон: 8 (812) 309 58 32 (многоканальный)

Факс: 8 (812) 320-02-42

Электронная почта: org@eplast1.ru

Адрес: 198099, г. Санкт-Петербург, ул. Калинина, дом 2, корпус 4, литера А.