

Automotive Motor Control Solutions

3-phase Sensorless BLDC Motor Control Reference Design using Kinetis KEA128

Target Automotive Applications

- Heating, ventilation and air conditioning (HVAC)
- Engine cooling fan
- Electric pumps, motor control and auxiliaries
- Transmission and gearbox
- Doors, window lift and seat control

KEA128BLDCRD Reference Design Features

- 32-bit KEA128 MCU
- MC33937A FET pre-driver
- MC33903D system basis chip
- Sensorless control using back-EMF zero-crossing detection
- DC-bus overvoltage, undervoltage, and overcurrent fault detection
- Application built using the Automotive Math and Motor Control Library Set functions
- FreeMASTER tool for instrumentation/visualization
- Integrated Motor Control Application Tuning (MCAT) tool
- LIN & CAN connectivity support
- OpenSDA debug interface


Overview

The KEA128BLDCRD motor control reference design based on the Kinetis KEA128 32-bit ARM® Cortex®-M0+ automotive MCU represents an example of a 3-phase sensorless brushless DC (BLDC) motor control solution using six-step commutation process, including closed-loop speed control and dynamic motor current limitation.

The overall hardware solution consists of the KEA128 MCU, MC33903 system basis chip, and MC33937A 3-phase field effect transistor pre-driver. This Freescale integrated circuit ecosystem represents a BLDC motor control solution for the 12 V automotive systems.

The motor control application is built upon the algorithm building blocks provided by the Automotive Math and Motor Control Library Set for ARM Cortex-M0+. These include 16-bit and 32-bit fixed point arithmetic based elemental mathematical functions, PI controllers, and digital filters.

Motor Control Reference Design Hardware



Application data visualization and control is provided by the FreeMASTER run-time debugging tool. Integrated Motor Control Application Tuning (MCAT) tool allows run-time tuning of the application parameters.

KEA128 Features

- 32-bit ARM Cortex-M0+ CPU core with frequency up to 48 MHz
- 128 KB of flash, 16 KB of SRAM
- One MSCAN and three UARTs with LIN support
- One 12-bit SAR ADC with 16 channels and external trigger control
- 6-channel 16-bit FlexTimer with complementary PWM, dead time insertion, and fault protection
- Two 2-channel 16-bit FlexTimers

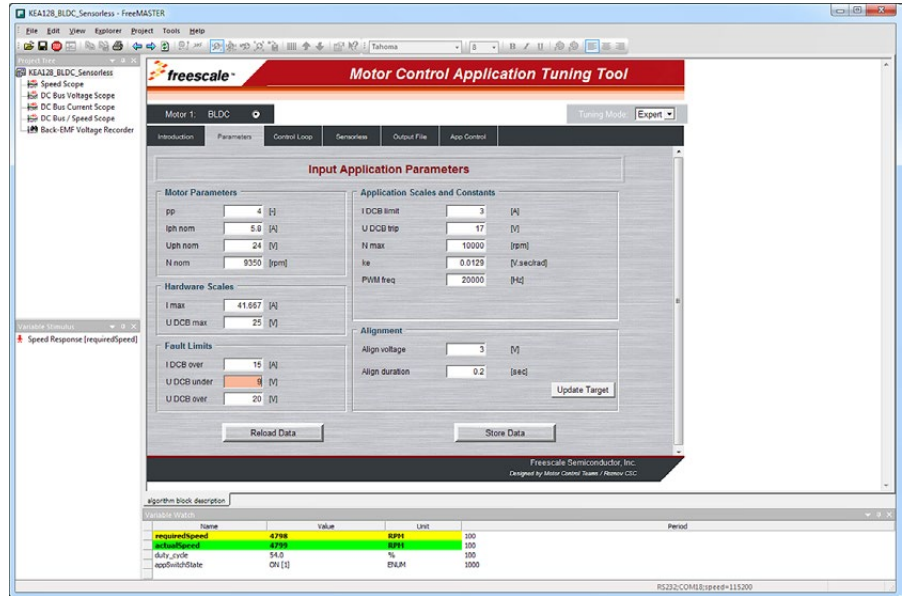
MC33937A Features

- Fully specified from 8.0 to 40 V (covers 12 and 24 V automotive systems)
- Extended operating range from 6.0 to 58 V (covers 12 and 24 V systems)
- Greater than 1.0 A gate drive capability with protection
- Protection against reverse charge injection from C_{GD} and C_{GS} capacitances of external FETs
- SPI programmable dead time
- Includes a charge pump to support full FET drive at low battery voltages
- Simultaneous output capability enabled via safe SPI command
- Integrated current-sense amplifier with overcurrent comparator

MC33903 Features

- 5 or 3.3 V voltage regulator with current, temperature and voltage protection
- One CAN and up to two LIN transceivers
- Advanced SPI, MCU, ECU power supply and critical pin diagnostics and monitoring
- Extremely low quiescent current in low power modes

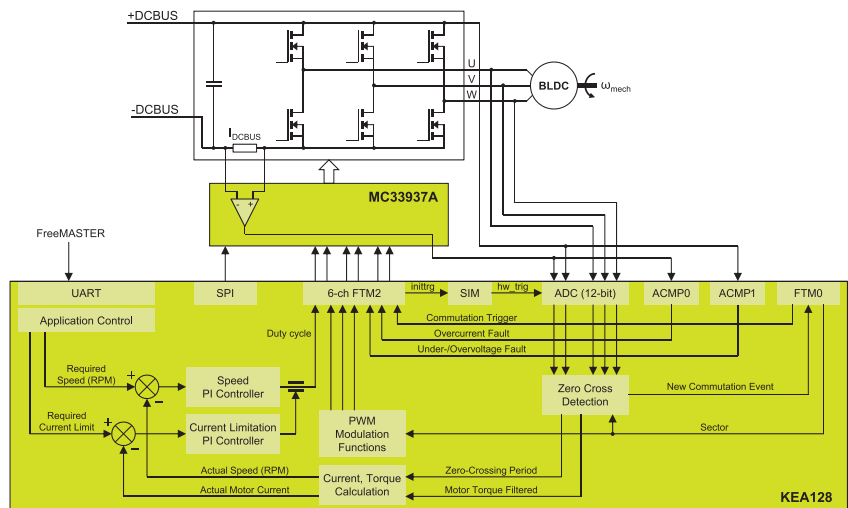
FreeMASTER Project Page with MCAT GUI



Software Tools

Name	Web link
Automotive Math and Motor Control Library Set	freescale.com/AutoMCLib
FreeMASTER	freescale.com/FREEMASTER
Motor Control Application Tuning (MCAT) Tool	freescale.com/MCAT
CodeWarrior for Microcontrollers 10.6	freescale.com/CodeWarrior

Six-step Commutation BLDC Motor Control Algorithm Concept



For current information please visit freescale.com/KEA128BLDCRD



Freescale, the Freescale logo and Kinetis are trademarks of Freescale Semiconductor, Inc., Reg. U.S. Pat. & Tm. Off. All other product or service names are the property of their respective owners. ARM and Cortex are registered trademarks of ARM Limited (or its subsidiaries) in the EU and/or elsewhere. All rights reserved. © 2014 Freescale Semiconductor, Inc.

Doc Number: KEA128BLDCRDFS REV 0



Компания «ЭлектроПласт» предлагает заключение долгосрочных отношений при поставках импортных электронных компонентов на взаимовыгодных условиях!

Наши преимущества:

- Оперативные поставки широкого спектра электронных компонентов отечественного и импортного производства напрямую от производителей и с крупнейших мировых складов;
- Поставка более 17-ти миллионов наименований электронных компонентов;
- Поставка сложных, дефицитных, либо снятых с производства позиций;
- Оперативные сроки поставки под заказ (от 5 рабочих дней);
- Экспресс доставка в любую точку России;
- Техническая поддержка проекта, помощь в подборе аналогов, поставка прототипов;
- Система менеджмента качества сертифицирована по Международному стандарту ISO 9001;
- Лицензия ФСБ на осуществление работ с использованием сведений, составляющих государственную тайну;
- Поставка специализированных компонентов (Xilinx, Altera, Analog Devices, Intersil, Interpoint, Microsemi, Aeroflex, Peregrine, Syfer, Eurofarad, Texas Instrument, Miteq, Cobham, E2V, MA-COM, Hittite, Mini-Circuits, General Dynamics и др.);

Помимо этого, одним из направлений компании «ЭлектроПласт» является направление «Источники питания». Мы предлагаем Вам помощь Конструкторского отдела:

- Подбор оптимального решения, техническое обоснование при выборе компонента;
- Подбор аналогов;
- Консультации по применению компонента;
- Поставка образцов и прототипов;
- Техническая поддержка проекта;
- Защита от снятия компонента с производства.



Как с нами связаться

Телефон: 8 (812) 309 58 32 (многоканальный)

Факс: 8 (812) 320-02-42

Электронная почта: org@eplast1.ru

Адрес: 198099, г. Санкт-Петербург, ул. Калинина, дом 2, корпус 4, литера А.