

Features

- ◆ Highest power density 25W converter!
Ultra compact design: 1.0" x 1.0" x 0.4"
- ◆ Shielded metal case with isolated baseplate
- ◆ Ultra wide 4 : 1 input voltage ranges
- ◆ Very high efficiency up to 90%
- ◆ Output voltage adjustable
- ◆ Remote On/Off control
- ◆ Operating temp. range -40°C to +80°C and up to +85°C with heat-sink
- ◆ I/O isolation voltage 1500 VDC
- ◆ 3-year product warranty



The THL 25WI series is the latest generation of dc-dc converter modules with highest power density. The product achieves 25 Watt output power and comes in a metal case with small dimensions of only 1.0"x 1.0"x 0.4".

All models have a wide 4:1 input voltage range and precisely regulated output voltages. High efficiency of up to 90% makes this product very reliable and applicable in temperature ranges of up to +80°C or up to +85°C with optional mounted heat sink. Typical applications are in mobile equipments, instrumentation, distributed power architectures in communication and industrial electronics and everywhere where space on the PCB is critical.

Models

Order code	Input voltage range	Output voltage	Output current max.	Efficiency typ.
THL 25-2410WI	9 – 36 VDC (24 VDC nominal)	3.3 VDC	6000 mA	87 %
THL 25-2411WI		5.0 VDC	5000 mA	89 %
THL 25-2412WI		12 VDC	2090 mA	89 %
THL 25-2413WI		15 VDC	1670 mA	90 %
THL 25-2422WI		±12 VDC	±1040 mA	89 %
THL 25-2423WI		±15 VDC	±840 mA	89 %
THL 25-4810WI		18 – 75 VDC (48 VDC nominal)	3.3 VDC	6000 mA
THL 25-4811WI	5.0 VDC		5000 mA	90 %
THL 25-4812WI	12 VDC		2090 mA	90 %
THL 25-4813WI	15 VDC		1670 mA	90 %
THL 25-4822WI	±12 VDC		±1040 mA	89 %
THL 25-4823WI	±15 VDC		±840 mA	89 %

Input Specifications

Input current at no load (at nominal input voltage)	24 Vin models: 85 mA typ. 48 Vin models: 45 mA typ.
Recommended input fuse (slow blow)	24 Vin models: 2500 mA 48 Vin models: 1250 mA
Start-up voltage	24 Vin models: 9 VDC (or lower) 48 Vin models: 18 VDC (or lower)
Surge voltage (0.1 sec. max.)	24 Vin models: 50 V max. 48 Vin models: 100 V max.
Reflected input ripple current	24 Vin models: 50 mAp-p typ. 48 Vin models: 30 mAp-p typ.
Conducted noise (input)	EN 55022 class A with external L/C EN 55022 class B with external filter see application note
ESD (electrostatic discharge)	EN 61000-4-2, air ± 8 kV, contact ± 6 kV, perf. criteria A
Radiated immunity	EN 61000-4-3, 10 V/m, perf. criteria A
Fast transient / surge (with external input capacitor)	EN 61000-4-4, ± 2 kV, perf. criteria A EN 61000-4-5, ± 1 kV perf. criteria A external input capacitor: Nippon chemi-con KY 220 μ F, 100 V, ESR 48 mOhm
Conducted immunity	EN 61000-4-6, 10 Vrms, perf. criteria A

Output Specifications

Voltage set accuracy	± 1 %
Output voltage adj. range	± 10 % for single output models only. Trim up via resistor between Trim and -Vout Trim down via resistor between Trim and +Vout resistor values see application note
Regulation	<ul style="list-style-type: none"> - Input variation (Vmin – Vmax) 0.2 % max. - Load variation single output models: 0.2 % max. (0 – 100 % load) dual output models: 1.0 % max. (0 – 100 % balanced load) -Cross regulation dual output models: 5.0 % max. (25 – 100 % asymmetrical load)
Minimum load	not required
Start up time	30 ms
Ripple and noise (20 MHz bandwidth)	3.3 & 5.0 VDC models: 100 mVp-p typ. 12 & 15 VDC models: 150 mVp-p typ.
Temperature coefficient	± 0.02 %/K
Output current limitation	at 150 % of Iout max., hiccup
Short circuit protection	indefinite, hiccup automatic recovery
Over voltage protection	shutdown at +20% of nominal output
Transient recovery time	250 μ s typ. (25% load step change)
Transient response deviation	± 5 % max. (25% load step change)
Max. capacitive load	<ul style="list-style-type: none"> 3.3 VDC models: 10'300 μF 5 VDC models: 6'800 μF 12 VDC models: 1'200 μF 15 VDC models: 750 μF ± 12 VDC models: 680 μF (each output) ± 15 VDC models: 380 μF (each output)

General Specifications

Temperature ranges	<ul style="list-style-type: none"> - Operating (natural convection 20 LFM) - Operating with heat sink (natural convection 20 LFM) - Case temperature - Storage 	<ul style="list-style-type: none"> -40°C to +80°C (with derating) -40°C to +85°C (with derating) +105°C max. -50°C to +125°C
Load derating (natural convection 20 LFM, typical values over series)	<ul style="list-style-type: none"> - without heat sink - with heat sink 	<ul style="list-style-type: none"> 2.0 %/K above +55°C 2.5 %/K above +65°C see application note for particular models
Thermal impedance	<ul style="list-style-type: none"> - Natural convection - Natural convection with heat sink 	<ul style="list-style-type: none"> 17.6°C/W 14.8°C/W
Humidity (non condensing)		95 % rel H max.
Reliability, calculated MTBF (MIL-HDBK-217F, at +25°C, ground benign)		>315'000 h
Isolation voltage (60sec.)	- Input/Output	1500 VDC
Isolation capacitance	- Input/Output	2000 pF max.
Isolation resistance	- Input/Output (500 VDC)	>1000 MOhm
Remote On/Off	<ul style="list-style-type: none"> - On: - Off: - Off idle current: 	<ul style="list-style-type: none"> 3.5 ... 15 VDC or open circuit 0 ... 1.2 VDC or short circuit pin 6 and pin 2 3 mA typ.
Switching frequency (fixed)		285 kHz typ. (pulse width modulation PWM)
Altitude during operation		4'000 m max. (13'123 ft) approved
Safety standards (designed to meet)		UL/cUL 60950-1, IEC/EN 60950-1
Safety approvals	<ul style="list-style-type: none"> - CSA certificate of compliance - CB test certificate - Certification documents 	<ul style="list-style-type: none"> CAN/CSA-C22.2 No 60950-1-07, Am 1:2011 ANSI/UL Std No 60950-1, 2nd Ed, AM 1:2011 IEC 60950-1:2005 2nd Ed, Am 1:2009 www.tracopower.com/overview/thl25wi
Environmental compliance	<ul style="list-style-type: none"> - Reach - RoHS 	<ul style="list-style-type: none"> www.tracopower.com/overview/thl25wi RoHS directive 2011/65/EU

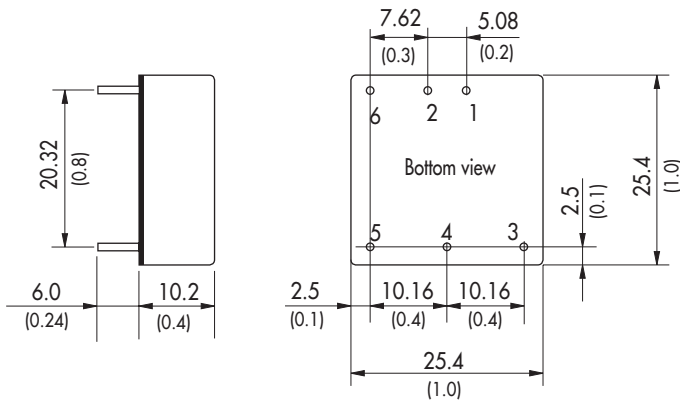
Physical Specifications

Casing material	aluminium alloy, black anodized coating
Baseplate	non conductive FR4
Potting material	epoxy (UL 94V-0 rated)
Pin material	copper alloy with gold plated subplate
Weight	16.5 g (0.58 oz)
Soldering temperature	max. 260°C / 10sec.

Application note : www.tracopower.com/products/thl25wi-application.pdf

All specifications valid at nominal input voltage, full load and +25°C after warm-up time unless otherwise stated.

Outline Dimensions



Pin-Out		
Pin	Single	Dual
1	+Vin (Vcc)	+Vin (Vcc)
2	-Vin (GND)	-Vin (GND)
3	+Vout	+Vout
4	Trim	Common
5	-Vout	-Vout
6	Remote On/Off	

Dimensions in [mm], () = Inch
 Pin diameter \varnothing 1.0 (0.04)
 Pin pitch tolerances: ± 0.25 (± 0.01)
 Tolerances: ± 0.5 (± 0.02)

Heat-Sink (optional)

Order code: THL-HS1

(cont.: heat-sink, thermal pad, 2 clamps)

Material: Aluminum

Finish: Anodic treatment (black)

Weight: 4 g (0.14 oz) without converter

Thermal impedance after assembling: 15.8 K/W

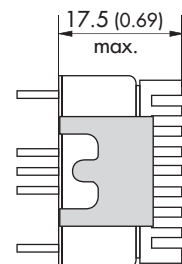
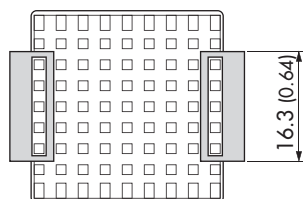
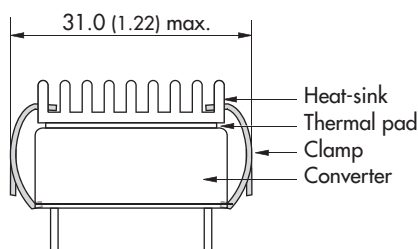


Note:

The product label on converter has to be removed before mounting the heat-sink.

For volume orders converters will be supplied with mounted heat-sink. Please contact factory for quotation.

Separate heat-sinks are only available for prototypes and small quantity orders.



Specifications can be changed without notice! Make sure you are using the latest documentation, downloadable at www.tracopower.com



Компания «ЭлектроПласт» предлагает заключение долгосрочных отношений при поставках импортных электронных компонентов на взаимовыгодных условиях!

Наши преимущества:

- Оперативные поставки широкого спектра электронных компонентов отечественного и импортного производства напрямую от производителей и с крупнейших мировых складов;
- Поставка более 17-ти миллионов наименований электронных компонентов;
- Поставка сложных, дефицитных, либо снятых с производства позиций;
- Оперативные сроки поставки под заказ (от 5 рабочих дней);
- Экспресс доставка в любую точку России;
- Техническая поддержка проекта, помощь в подборе аналогов, поставка прототипов;
- Система менеджмента качества сертифицирована по Международному стандарту ISO 9001;
- Лицензия ФСБ на осуществление работ с использованием сведений, составляющих государственную тайну;
- Поставка специализированных компонентов (Xilinx, Altera, Analog Devices, Intersil, Interpoint, Microsemi, Aeroflex, Peregrine, Syfer, Eurofarad, Texas Instrument, Miteq, Cobham, E2V, MA-COM, Hittite, Mini-Circuits, General Dynamics и др.);

Помимо этого, одним из направлений компании «ЭлектроПласт» является направление «Источники питания». Мы предлагаем Вам помощь Конструкторского отдела:

- Подбор оптимального решения, техническое обоснование при выборе компонента;
- Подбор аналогов;
- Консультации по применению компонента;
- Поставка образцов и прототипов;
- Техническая поддержка проекта;
- Защита от снятия компонента с производства.



Как с нами связаться

Телефон: 8 (812) 309 58 32 (многоканальный)

Факс: 8 (812) 320-02-42

Электронная почта: org@eplast1.ru

Адрес: 198099, г. Санкт-Петербург, ул. Калинина, дом 2, корпус 4, литера А.