

## THERMAL INTERFACE MATERIAL PART NUMBER GUIDE

All of the heat sinks shown in this catalog are available with any of the following thermal tape and interface materials, pre-applied at the factory. Use the “T” series, thermally enhanced, pressure sensitive adhesives to attach the heat sink to the electronic package and provide a good thermal link to the heat sink. The “S” series interface materials have adhesives on only one side, for pre-attachment to the heat sink, and provide superior thermal performance. Specify these materials in applications where the heat sink will be fixed to the electronic package by some mechanical means other than a tape. Please note that none of these materials are for use in applications requiring electrical isolation from the electronic device. All options other than -T1 and -T4 are RoHS compliant.

Note: To obtain the estimated thermal resistance of the interface material in your application, divide the thermal impedance value by the area of the pad in square inches. For example, a 2” x 2” piece of T4 has a resistance of  $1.10 \text{ C-in}^2/\text{W} \div 4 \text{ in}^2 = 0.275 \text{ C/W}$

### “T” SERIES THERMALLY ENHANCED PRESSURE SENSITIVE ADHESIVES

| Suffix | Manufacturer Product | Thermal Impedance C-in <sup>2</sup> /W | Thickness, Inches | Package Surface, Comments                           |
|--------|----------------------|--|-------------------|---|
| -T1    | Chomerics, T405      | 0.47                                   | 0.006             | Metal/ceramic; aluminum carrier                     |
| -T1E   | Chomerics, T405R     | 0.47                                   | 0.006             | RoHS-compliant version of -T1                       |
| -T3    | Chomerics, T412      | 0.25                                   | 0.009             | Metal/ceramic; very good performance and conformity |
| -T4    | Chomerics, T410      | 1.10                                   | 0.007             | Plastic   |
| -T4E   | Chomerics, T410R     | 1.10                                   | 0.007             | RoHS-compliant version of -T4                       |
| -T5    | Chomerics, T411      | 1.00                                   | 0.011             | Plastic; conforms to out-of-flat packages           |
| -T6    | 3M, 8810             | 0.88                                   | 0.010             | Metal/ceramic; very good adhesion and conformity    |
| -T7    | Bergquist, BP 108    | 1.28                                   | 0.008             | Metal/ceramic; electrically insulating              |

### “S” SERIES THERMAL INTERFACE PADS

| Suffix | Manufacturer Product | Thermal Impedance C-in <sup>2</sup> /W | Thickness, Inches | Package Surface, Comments                   |
|--------|----------------------|--|-------------------|---|
| -S4    | Berquist Softface    | 0.06                                   | 0.005             | All surfaces; requires mechanical fasteners |

## ORDERING INFORMATION

Once you have chosen heat sink and thermal interface material that meets your thermal & mechanical requirements it is easy to designate the part number. Simply add the interface material suffix referenced on the chart above to the base part number for the heat sink. The base part number already includes information regarding its size and finish.

Example:


To order the 658 Series heat sink at .350” tall with the T5 thermal interface material, specify part number:

658-35AB - T5

From Catalog Page ??

From Table on Page ??

## HEAT SINKS FOR BGAs, SUPER BGAs, PBGAs, and FPBGAs



### 624 SERIES *Omnidirectional Pin Fin Heat Sink for BGAs*

| Standard P/N | Base Dimensions in. Sq. | Fin Height "A" in. (mm) | Typical Applications | Weight lbs. (grams) |
|--------------|-------------------------|-------------------------|----------------------|---------------------|
| 624-25AB     | .827 (21)               | .250 (6.4)              | 21mm BGA             | .009 (4.09)         |
| 624-35AB     | .827 (21)               | .350 (8.9)              | 21mm BGA             | .011 (4.99)         |
| 624-45AB     | .827 (21)               | .450 (11.4)             | 21mm BGA             | .015 (6.81)         |
| 624-60AB     | .827 (21)               | .600 (15.2)             | 21mm BGA             | .026 (11.80)        |

Material: Aluminum, Black Anodized

The 624 Series is an omnidirectional pin fin heat sink for both natural and forced-convection applications.

Applications include network routers and switches, high-resolution printers, digital cameras, consumer video games, digital video disks (DVD) and global positioning systems (GPS).

#### PRODUCT FEATURES

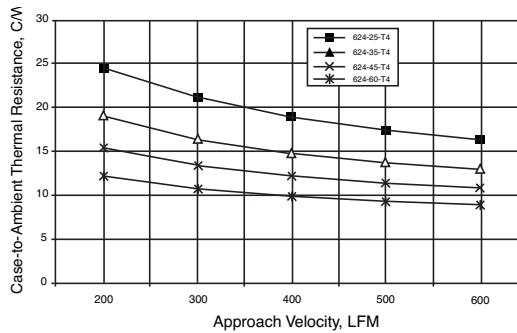
- Available in four standard heights, .25 inch, .35 inch, .45 inch, and .60 inch.
- Available with pressure sensitive adhesives for quick and easy mounting. See Page 3

#### MECHANICAL DIMENSIONS




#### 624 SERIES

#### 624 THERMAL PERFORMANCE



Dimensions: in.



### 625 SERIES *Omnidirectional Pin Fin Heat Sink for BGAs*

| Standard P/N | Base Dimensions in. Sq. | Fin Height "A" in. (mm) | Typical Applications | Weight lbs. (grams) |
|--------------|-------------------------|-------------------------|----------------------|---------------------|
| 625-25AB     | .984 (25)               | 0.250 (6.4)             | 25 mm BGA            | .012 (5.45)         |
| 625-35AB     | .984 (25)               | 0.350 (8.9)             | 25 mm BGA            | .014 (6.36)         |
| 625-45AB     | .984 (25)               | 0.450 (11.4)            | 25 mm BGA            | .018 (8.17)         |
| 625-60AB     | .984 (25)               | 0.600 (15.2)            | 25 mm BGA            | .030 (13.62)        |

Material: Aluminum, Black Anodized

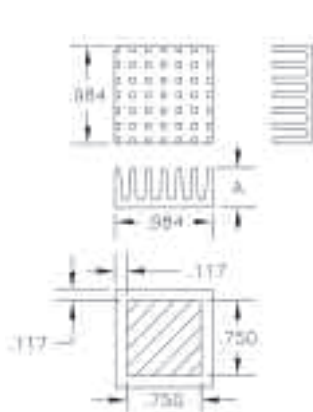
The 625 Series is an omnidirectional pin fin heat sink for both natural and forced-convection applications.

Applications include network routers and switches, high-resolution printers, digital cameras, consumer video games, digital video disks (DVD) and global positioning systems (GPS).

#### PRODUCT FEATURES

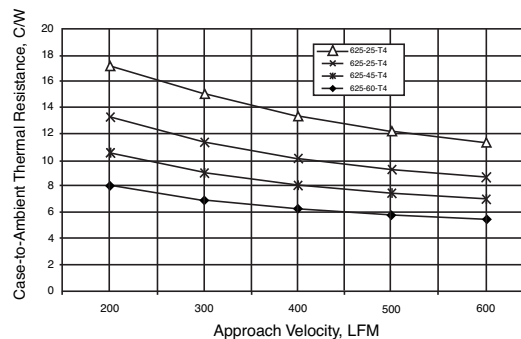
- Available in four standard heights, .25 inch, .35 inch, .45 inch, and .60 inch.
- Available with pressure sensitive adhesives for quick and easy mounting. See Page 3

#### MECHANICAL DIMENSIONS



#### 625 SERIES

#### 625 THERMAL PERFORMANCE



Dimensions: in.

## HEAT SINKS FOR BGAs, SUPER BGAs, PBGAs, and FPBGAs

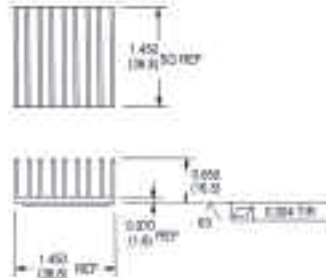


### 659 SERIES Unidirectional Fin Heat Sink for BGAs

| Standard P/N | Base Dimensions in. (mm) | Height in. (mm) | Typical Application | Heat Sink Finish | Weight lbs. (grams) |
|--------------|--------------------------|-----------------|---------------------|------------------|---------------------|
| 659-65AB     | 1.45 (36.8) sq           | 0.650 (16.5)    | 37mm BGA            | Black Anodized   | 0.050 (22.68)       |

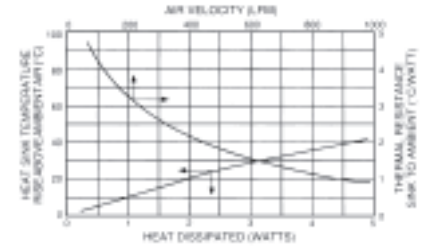
Notes: 1. Optional factory preapplied pressure-sensitive adhesive. See Page 3

#### MECHANICAL DIMENSIONS



Dimensions: in. (mm)

#### NATURAL AND FORCED CONVECTION CHARACTERISTICS

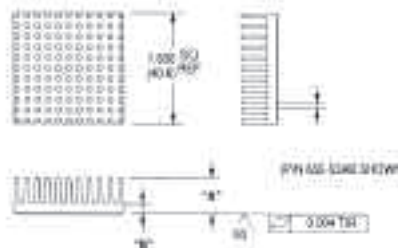


### 655 SERIES Omnidirectional Pin Fin Heat Sink for BGAs and PowerPC™

| Standard P/N | Base Dimensions in. (mm) | Dimension "A" in. (mm) | Dimension "B" in. (mm) | Typical Applications | Heat Sink Finish | Weight lbs. (grams) |
|--------------|--------------------------|------------------------|------------------------|----------------------|------------------|---------------------|
| 655-26AB     | 1.600 (40.6) sq          | 0.260 (6.6)            | 0.125 (3.2)            | 40mm BGA             | Black Anodized   | 0.038 (17.01)       |
| 655-53AB     | 1.600 (40.6) sq          | 0.525 (13.3)           | 0.145 (3.7)            | 40mm BGA             | Black Anodized   | 0.050 (22.68)       |


Notes: 1. Optional factory preapplied pressure-sensitive adhesive. See Page 3

#### MECHANICAL DIMENSIONS



Dimensions: in. (mm)

#### NATURAL AND FORCED CONVECTION CHARACTERISTICS




### 658 SERIES Omnidirectional Pin Fin Heat Sink for BGAs and PowerPC™

| Standard P/N | Base Dimensions in. (mm) | Dimension "A" in. (mm) | Typical Applications | Heat Sink Finish | Weight lbs. (grams) |
|--------------|--------------------------|------------------------|----------------------|------------------|---------------------|
| 658-25AB     | 1.100 (27.9) sq          | 0.250 (6.4)            | 27mm BGA             | Black Anodized   | 0.013 (5.67)        |
| 658-35AB     | 1.100 (27.9) sq          | 0.350 (8.9)            | 27mm BGA             | Black Anodized   | 0.015 (6.70)        |
| 658-45AB     | 1.100 (27.9) sq          | 0.450 (11.4)           | 27mm BGA             | Black Anodized   | 0.019 (8.50)        |
| 658-60AB     | 1.100 (27.9) sq          | 0.600 (15.2)           | 27mm BGA             | Black Anodized   | 0.031 (14.17)       |

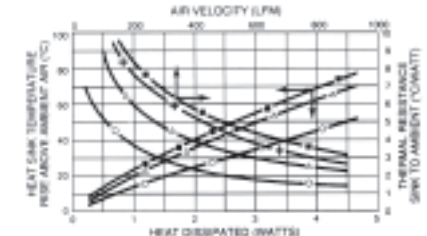
Notes: 1. Optional factory preapplied pressure-sensitive adhesive. See Page 3

#### MECHANICAL DIMENSIONS




Dimensions: in. (mm)

#### NATURAL AND FORCED CONVECTION CHARACTERISTICS



KEY: ■ 658-25AB +658-35AB △ 658-45AB ○ 658-60AB

## HEAT SINKS FOR BGAs, SUPER BGAs, PBGAs, and FPBGAs

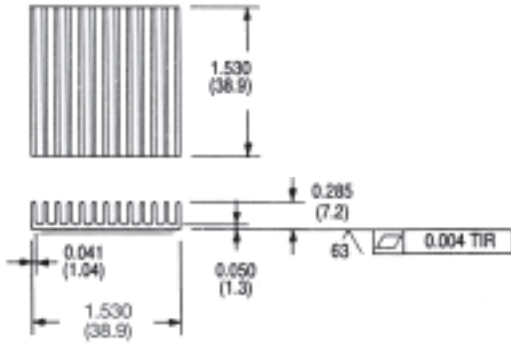


### 660 SERIES Unidirectional Fin Heat Sink for BGAs

| Standard P/N | Base Dimensions in. (mm) | Height in. (mm) | Typical Application | Heat Sink Finish | Weight lbs. (grams) |
|--------------|--------------------------|-----------------|---------------------|------------------|---------------------|
| 660-29AB     | 1.530SQ. (38.9)SQ.       | 0.285 (7.2)     | 37mm BGA            | Black Anodized   | 0.031 (14.17)       |

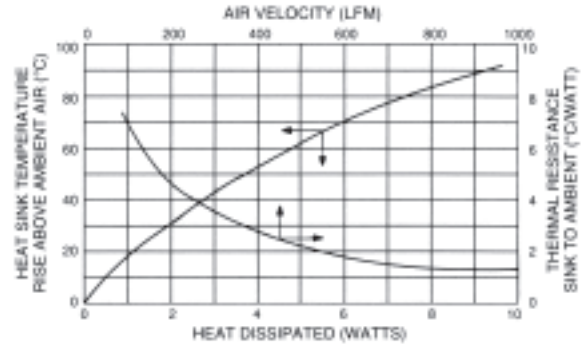
Notes: 1. Optional factory preapplied pressure-sensitive adhesive. See Page 3

#### MECHANICAL DIMENSIONS



Dimensions: in. (mm)

#### NATURAL AND FORCED CONVECTION CHARACTERISTICS



### 642 SERIES Unidirectional Fin Heat Sink for BGAs

| Standard P/N | Base Dimensions in. Sq. | Fin Height "A" in. (mm) | Typical Applications | Weight lbs. (grams) |
|--------------|-------------------------|-------------------------|----------------------|---------------------|
| 642-25AB     | 1.378 (35)              | .250 (6.4)              | 35 mm BGA            | .022 (9.99)         |
| 642-35AB     | 1.378 (35)              | .350 (8.9)              | 35 mm BGA            | .027 (12.26)        |
| 642-45AB     | 1.378 (35)              | .450 (11.4)             | 35 mm BGA            | .031 (14.07)        |
| 642-60AB     | 1.378 (35)              | .600 (15.2)             | 35 mm BGA            | .039 (17.71)        |

Material: Aluminum, Black Anodized

The 642 Series is an unidirectional pin fin heat sink for both natural and forced-convection applications.

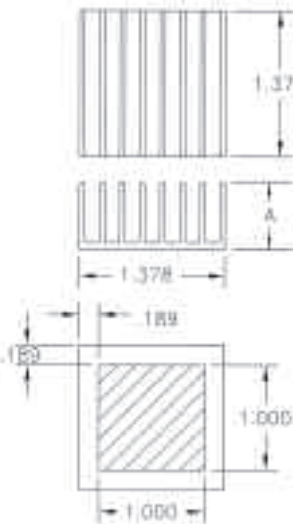
Applications include network routers and switches, high-resolution printers, digital cameras, consumer video games, digital video disks (DVD) and global positioning systems (GPS).

#### PRODUCT FEATURES

- Available in four standard heights, .25 inch, .35 inch, .45 inch, and .60 inch.
- Available with pressure sensitive adhesives for quick and easy mounting. See Page 3

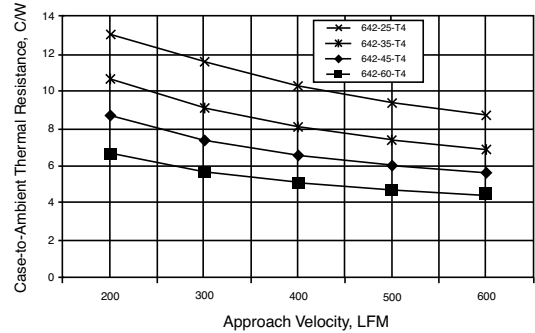
#### MECHANICAL DIMENSIONS

#### 642 SERIES




Dimensions: in. (mm)

#### 642 THERMAL PERFORMANCE



Performance shown is with T4 thermal adhesive applied.

## HEAT SINKS FOR BGAs, SUPER BGAs, PBGAs, and FPBGAs



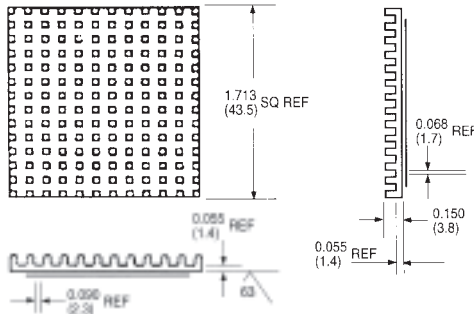
### 662 SERIES Omnidirectional Pin Fin Heat Sink for Limited Height BGAs

| Standard P/N | Base Dimensions in. (mm) | Height in. (mm) | Typical Applications | Heat Sink Finish | Weight lbs. (grams) |
|--------------|--------------------------|-----------------|----------------------|------------------|---------------------|
| 662-15AG     | 1.713 (43.5) sq          | 0.150 (3.8)     | 45mm BGA             | Gold Iridite     | 0.019 (8.50)        |
| 662-15AB     | 1.713 (43.5) sq          | 0.150 (3.8)     | 45mm BGA             | Black Anodized   | 0.019 (8.50)        |

Notes: 1. Optional factory preapplied pressure-sensitive adhesive. See Page 3

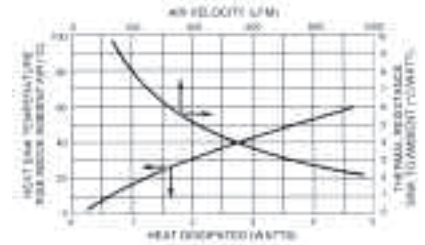
#### MECHANICAL DIMENSIONS

12 x 14 PINS



Dimensions: in. (mm)

#### NATURAL AND FORCED CONVECTION CHARACTERISTICS



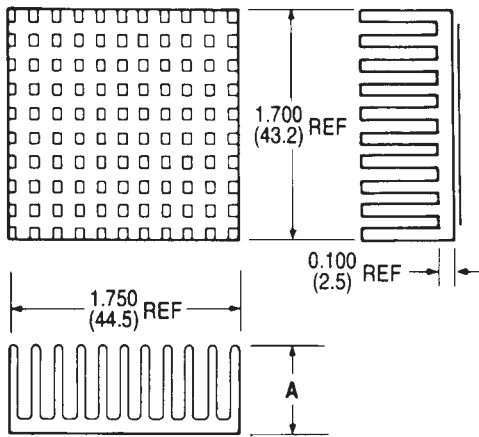
### 628 SERIES Omnidirectional Pin Fin Heat Sink for BGAs

| Standard P/N | Base Dimensions in. (mm)    | Dimensions "A" in. (mm) | Typical Applications | Heat Sink Finish | Weight lbs. (grams) |
|--------------|-----------------------------|-------------------------|----------------------|------------------|---------------------|
| 628-20AB     | 1.750 (44.5) x 1.700 (43.2) | 0.200 (5.1)             | 45mm BGA             | Black Anodized   | 0.031 (14.17)       |
| 628-25AB     | 1.750 (44.5) x 1.700 (43.2) | 0.250 (6.4)             | 45mm BGA             | Black Anodized   | 0.038 (17.01)       |
| 628-35AB     | 1.750 (44.5) x 1.700 (43.2) | 0.350 (8.9)             | 45mm BGA             | Black Anodized   | 0.044 (19.84)       |
| 628-40AB     | 1.750 (44.5) x 1.700 (43.2) | 0.400 (10.2)            | 45mm BGA             | Black Anodized   | 0.050 (22.68)       |
| 628-65AB     | 1.750 (44.5) x 1.700 (43.2) | 0.650 (16.5)            | 45mm BGA             | Black Anodized   | 0.056 (25.51)       |

Notes: 1. Optional factory preapplied pressure-sensitive adhesive. See Page 3

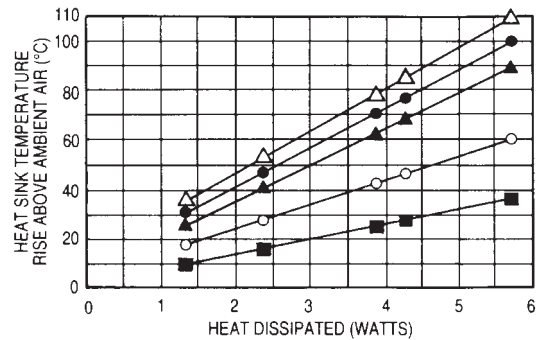
#### MECHANICAL DIMENSIONS

11 x 10 PINS

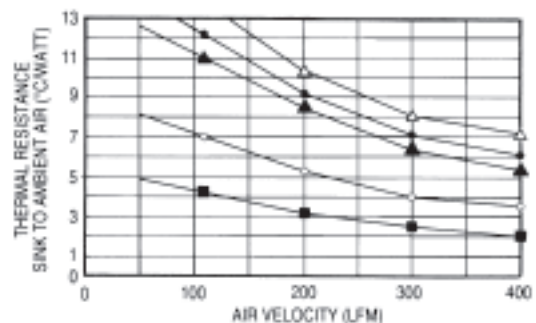


Dimensions: in. (mm)

#### NATURAL CONVECTION CHARACTERISTICS




#### FORCED CONVECTION CHARACTERISTICS



KEY:  $\Delta$  628-20AB  $\bullet$  628-25AB  $\blacktriangle$  628-35AB  $\circ$  628-40AB  $\blacksquare$  628-65AB

## HEAT SINKS FOR BGAs, SUPER BGAs, PBGAs, and FPBGAs



### 630 SERIES Omnidirectional Pin Fin Heat Sink for BGAs

| Standard P/N | Base Dimensions in. Sq. | Fin Height "A" in. (mm) | Typical Applications | Weight lbs. (grams) |
|--------------|-------------------------|-------------------------|----------------------|---------------------|
| 630-25AB     | 1.378 (35)              | .250 (6.4)              | 35mm BGA             | .009 (4.09)         |
| 630-35AB     | 1.378 (35)              | .350 (8.9)              | 35mm BGA             | .011 (4.99)         |
| 630-45AB     | 1.378 (35)              | .450 (11.4)             | 35mm BGA             | .015 (6.81)         |
| 630-60AB     | 1.378 (35)              | .600 (15.2)             | 35mm BGA             | .026 (11.80)        |

Material: Aluminum, Black Anodized

The 630 Series is an omnidirectional pin fin heat sink for both natural and forced-convection applications.

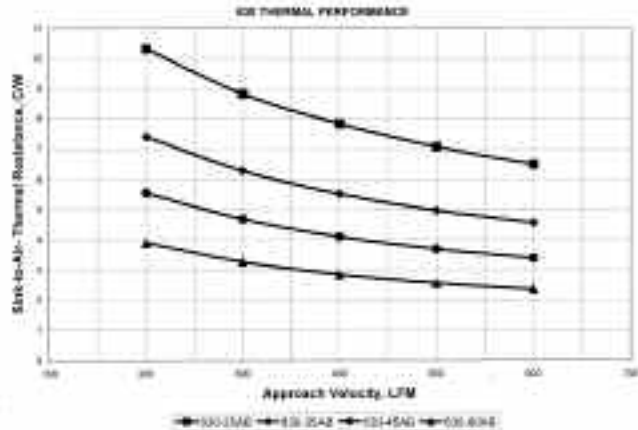

Applications include network routers and switches, high-resolution printers, digital cameras, consumer video games, digital video disks (DVD) and global positioning systems (GPS).

#### PRODUCT FEATURES

- Available in four standard heights, .25 inch, .35 inch, .45 inch, and .60 inch.
- Available with pressure sensitive adhesives for quick and easy mounting. See Page 3

#### MECHANICAL DIMENSIONS

#### 630 SERIES



Dimensions: in.

## HEAT SINKS FOR BGAs, SUPER BGAs, PBGAs, and FPBGAs

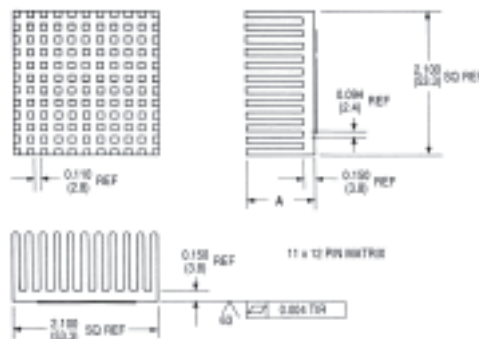


### 698 SERIES Omnidirectional Pin Fin Heat Sink For BGAs

| Standard P/N | Base Dimensions in. (mm) | Dimensions "A" in. (mm) | Typical Applications | Heat Sink Finish | Weight lbs. (grams) |
|--------------|--------------------------|-------------------------|----------------------|------------------|---------------------|
| 698-40AB     | 2.100 (53.3) sq.         | 0.400 (10.2) sq.        | 45mm BGA             | Black Anodized   | 0.075 (34.02)       |
| 698-65AB     | 2.100 (53.3) sq.         | 0.650 (16.5) sq.        | 45mm BGA             | Black Anodized   | 0.119 (53.86)       |
| 698-80AB     | 2.100 (53.3) sq.         | 0.800 (20.3) sq.        | 45mm BGA             | Black Anodized   | 0.125 (56.70)       |
| 698-100AB    | 2.100 (53.3) sq.         | 1.000 (25.4) sq.        | 45mm BGA             | Black Anodized   | 0.144 (65.20)       |

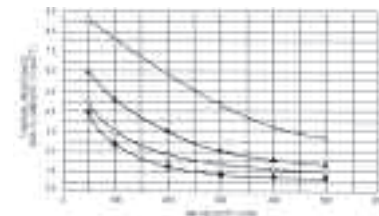
Notes: 1. Optional factory preapplied pressure-sensitive adhesive. See Page 3

#### MECHANICAL DIMENSIONS




Dimensions: in. (mm)

#### FORCED CONVECTION THERMAL PERFORMANCE DATA (FLOW PARALLEL TO EXTRUSION DIRECTION)



KEY: □ 698-40AB ▲ 698-65AB ○ 698-80AB ■ 698-100AB

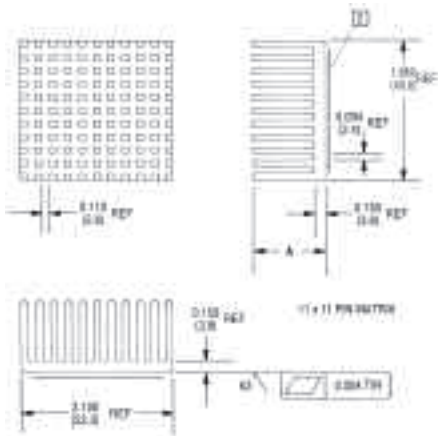
## HEAT SINKS FOR BGAs, SUPER BGAs, PBGAs, and FPBGAs



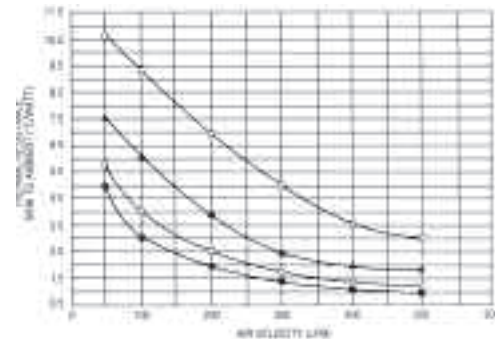
### 798 SERIES Pin Fin Heat Sink for BGAs

| Standard P/N | Base Dimensions in. (mm)    | Dimensions "A" in. (mm) | Typical Applications | Heat Sink Finish | Weight lbs. (grams) |
|--------------|-----------------------------|-------------------------|----------------------|------------------|---------------------|
| 798-40AB     | 2.100 (53.3) x 1.860 (47.2) | 0.400 (10.2)            | 45mm BGA             | Black Anodized   | 0.063 (28.35)       |
| 798-65AB     | 2.100 (53.3) x 1.860 (47.2) | 0.650 (16.5)            | 45mm BGA             | Black Anodized   | 0.106 (48.19)       |
| 798-80AB     | 2.100 (53.3) x 1.860 (47.2) | 0.800 (20.3)            | 45mm BGA             | Black Anodized   | 0.113 (51.03)       |
| 798-100AB    | 2.100 (53.3) x 1.860 (47.2) | 1.000 (25.4)            | 45mm BGA             | Black Anodized   | 0.131 (59.53)       |

### MECHANICAL DIMENSIONS



### FORCED CONVECTION THERMAL PERFORMANCE DATA (FLOW PARALLEL TO EXTRUSION DIRECTION)



KEY: □ 798-40AB ▲ 798-65AB ○ 798-80AB ■ 798-100AB

**Notes:**

- Heat sink mounting surface flatness: 0.004" TIR
- Optional factory preapplied pressure-sensitive adhesive. See Page 3



### 643 SERIES Omnidirectional Pin Fin Heat Sink for BGAs

| Standard P/N | Base Dimensions in. (mm)    | Fin Height in. (mm) | Typical Applications | Weight lbs. (grams) |
|--------------|-----------------------------|---------------------|----------------------|---------------------|
| 643-35AP     | 1.60 (40.64) x 1.10 (27.94) | 0.350 (8.89)        | 40 mm BGA            | .070 (31.78)        |

Material: Aluminum, Plain Finish

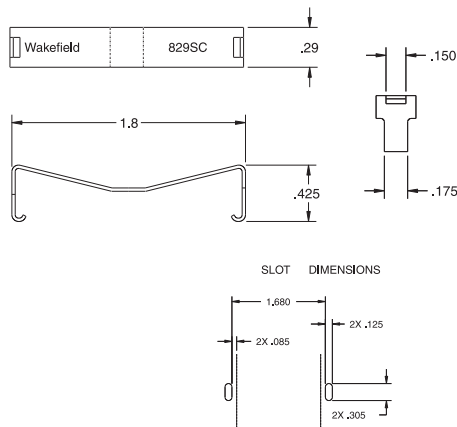
The Series 643-35AP is an omnidirectional pin fin heat sink for both natural and forced-convection applications designed to fit a 40 mm BGA.

Applications include network routers and switches, high-resolution printers, digital cameras, consumer video games, digital video disks (DVD) and global positioning systems (GPS).

### PRODUCT FEATURES

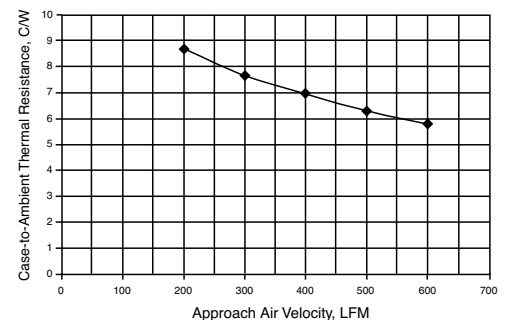
- Available with pressure sensitive adhesives to ensure good thermal performance. See page 3
- Can be ordered with the 829SC clip. Order clip separately. (Clip cannot be purchased without heat sink)

### MECHANICAL DIMENSIONS




### 643-35AP SERIES

### 643 THERMAL PERFORMANCE



Performance shown is with S5 interface material applied.


## DELTEM™ COMPOSITE HEAT SINKS FOR BGAs



**Deltem™ D10650-40** Pin Fin Heat Sink

| Standard P/N | Base Dimensions in. (mm) | Height in. (mm) | Weight lbs. (grams) |
|--------------|--------------------------|-----------------|---------------------|
| D10650-40    | 0.650 (16.5) sq          | 0.400 (10.2)    | 0.004 (1.91)        |

*Notes: Available with pressure sensitive adhesives for quick and easy mounting. See Page 3*



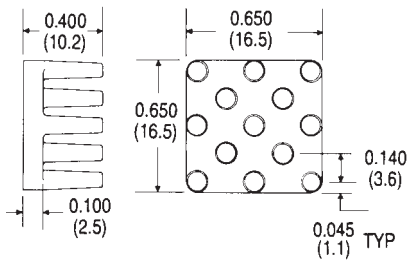
**Deltem™ D10850-40** Pin Fin Heat Sink

| Standard P/N | Base Dimensions in. (mm) | Height in. (mm) | Typical Applications | Weight lbs. (grams) |
|--------------|--------------------------|-----------------|----------------------|---------------------|
| D10850-40    | 0.850 (21.6) sq          | 0.400 (10.2)    | 21mm BGA             | 0.006 (3.9)         |

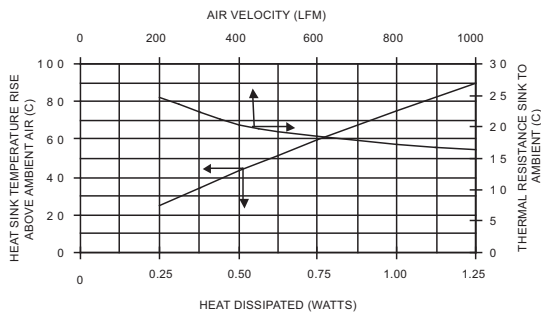
*Notes: Available with pressure sensitive adhesives for quick and easy mounting. See Page 3*

### MECHANICAL DIMENSIONS

**DELTEM™ D10650-40 PIN FIN HEAT SINK**

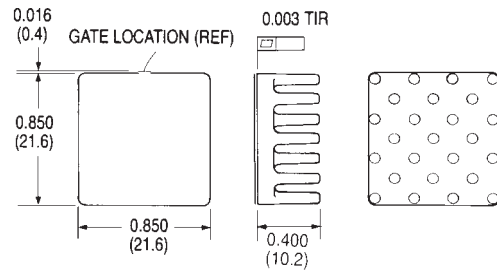


**NATURAL AND FORCED CONVECTION CHARACTERISTICS**

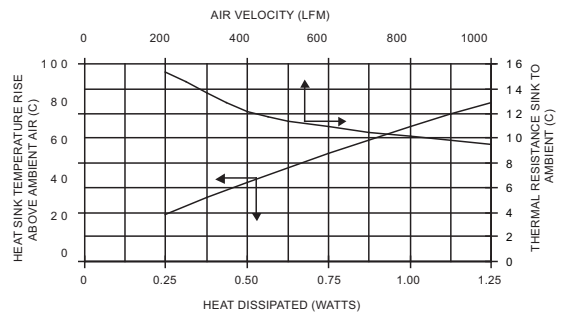


Dimensions: in. (mm)

**DELTEM™ D10850-40 PIN FIN HEAT SINK**




**NATURAL AND FORCED CONVECTION CHARACTERISTICS**





## HEAT SINKS FOR BGAs, SUPER BGAs, PBGAs, and FPBGAs

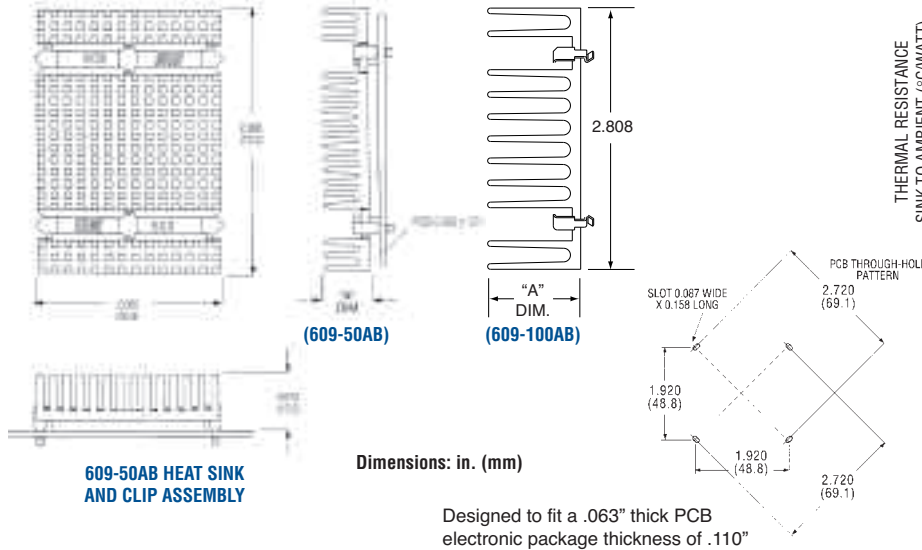
### 609 SERIES Pin Fin Heat Sink/Clip Assembly for BGAs and PowerPC™ Packages



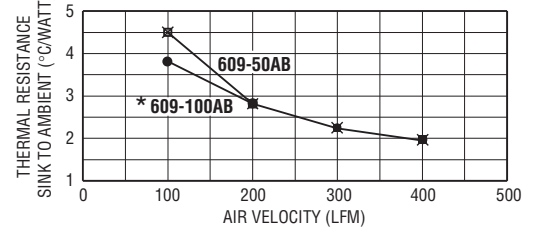
| Standard P/N | Base Dimensions in. (mm)     | Dimensions "A" in. (mm) | Typical Applications | Heat Sink Finish | Weight lbs. (grams) |
|--------------|------------------------------|-------------------------|----------------------|------------------|---------------------|
| 609-50AB     | 2.895 (73.5) x 2.000 (50.8)  | 0.500 (12.7)            | 40&45mm BGA          | Black Anodized   | 0.094 (42.5)        |
| 609-100AB    | 2.808 (71.32) x 1.700 (43.2) | 1.00 (25.4)             | 40&45mm BGA          | Black Anodized   | 0.130 (59.0)        |

Note: Optional factory preapplied thermal interface material.  
 S3 (Bergquist Q-Pad 3, 0.14 °C in<sup>2</sup>/w)  
 S4 (Bergquist Softface, 0.07 °C in<sup>2</sup>/w)

#### MECHANICAL DIMENSIONS



#### FORCED CONVECTION THERMAL PERFORMANCE DATA (FLOW PARALLEL TO EXTRUSION DIRECTION)



\*Performance is for shrouded conditions. 609-100 will perform better than 609-50 in cases with bypass.

### 619 SERIES Fan Heat Sink for BGA and PowerPC™ Packages



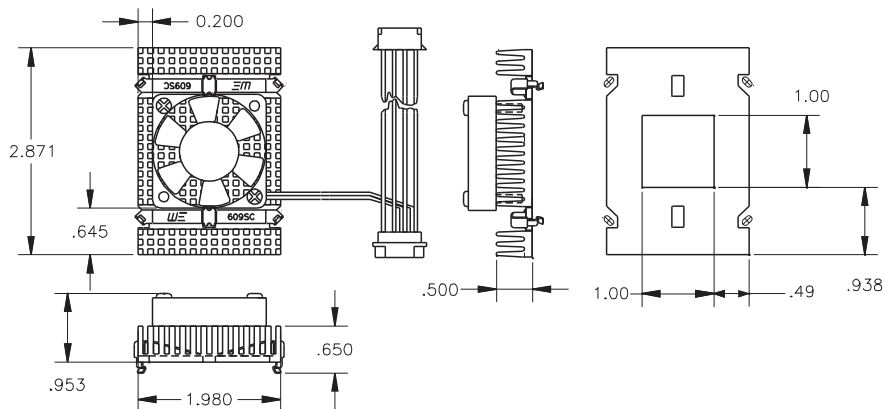
| Standard P/N | Base Dimensions in. (mm)     | Height in. (mm) | Typical Applications | Heat Sink Finish | Thermal Performance | Weight lbs. (grams) |
|--------------|------------------------------|-----------------|----------------------|------------------|---------------------|---------------------|
| 61995AB124D1 | 2.871 (72.92) x 1.98 (50.29) | 0.953 (24.21)   | 40&45mm BGA          | Black Anodized   | 1.2° C/W            | .150 (68.10)        |
| 61995AB054D1 | 2.871 (72.92) x 1.98 (50.29) | 0.953 (24.21)   | 40&45mm BGA          | Black Anodized   | 1.2° C/W            | .150 (68.10)        |

Note: Optional factory preapplied thermal interface material. See 609 series.

#### FEATURES AND BENEFITS:

- Captivated clips for ease of assembly
- Low acoustic noise
- Impingement air flow
- Accommodates BGA packages up to 45 mm in size

#### MECHANICAL DIMENSIONS



## HEAT SINKS FOR BGAs, SUPER BGAs, PBGAs, and FPBGAs

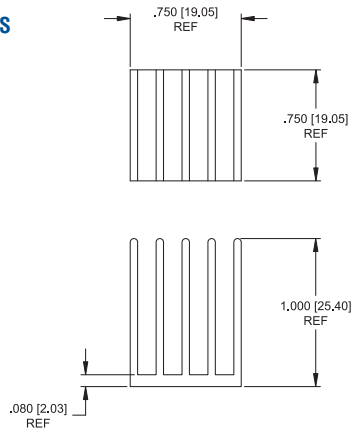


**602 SERIES** *Unidirectional Fin Heat Sink for BGAs*


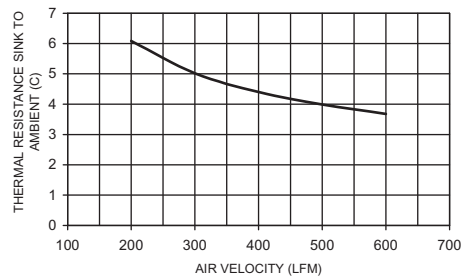
| Standard P/N | Base Dimensions in. (mm) | Height in. (mm) | Heat Sink Finish | Weight lbs. (grams) |
|--------------|--------------------------|-----------------|------------------|---------------------|
| 602-100AP    | .750 (19.1) sq           | 1.000 (25.4)    | Plain            | .021 (9.59)         |

Material: Aluminum, Plain Finish

**MECHANICAL DIMENSIONS**



**602 THERMAL PERFORMANCE**

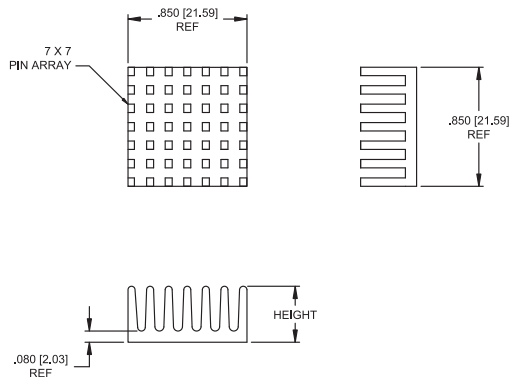


**604 SERIES** *Omnidirectional Pin Fin Heat Sink for BGAs*

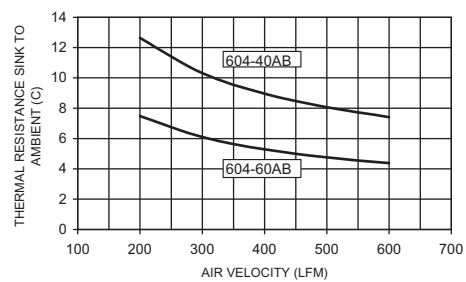
| Standard P/N | Base Dimensions in. (mm) | Height in. (mm) | Heat Sink Finish | Weight lbs. (grams) |
|--------------|--------------------------|-----------------|------------------|---------------------|
| 604-40AB     | .850 (21.6) sq           | .400 (10.2)     | Black Anodized   | .012 (5.60)         |
| 604-60AB     | .850 (21.6) sq           | .600 (15.2)     | Black Anodized   | .016 (7.47)         |

Material: Aluminum, Black Anodized


**MECHANICAL DIMENSIONS**



**604 THERMAL PERFORMANCE**



## HEAT SINKS FOR BGAs, SUPER BGAs, PBGAs, and FPBGAs

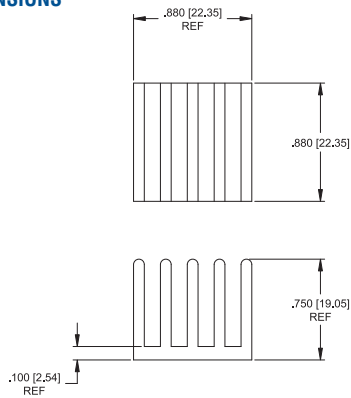


**605 SERIES** Unidirectional Fin Heat Sink for BGAs


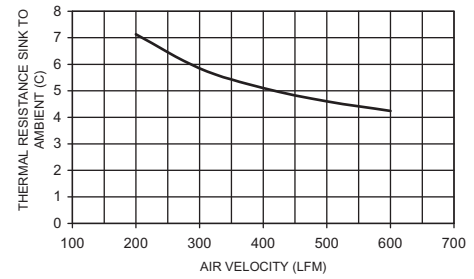
| Standard P/N | Base Dimensions in. (mm) | Height in. (mm) | Heat Sink Finish | Weight lbs. (grams) |
|--------------|--------------------------|-----------------|------------------|---------------------|
| 605-75AB     | .880 (22.4) sq           | .750 (19.1)     | Black Anodized   | .030 (13.5)         |

Material: Aluminum, Black Anodized

### MECHANICAL DIMENSIONS



### 605 THERMAL PERFORMANCE

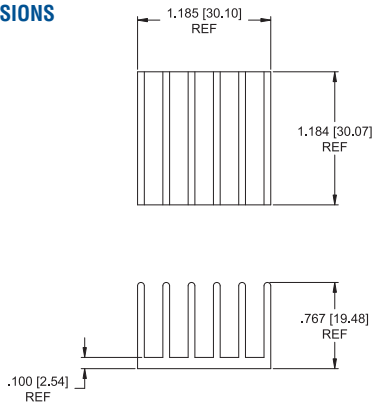


**606 SERIES** Unidirectional Fin Heat Sink for BGAs

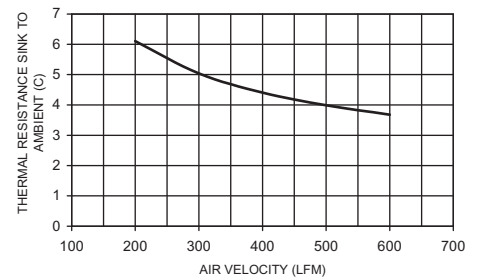
| Standard P/N | Base Dimensions in. (mm) | Height in. (mm) | Heat Sink Finish | Weight lbs. (grams) |
|--------------|--------------------------|-----------------|------------------|---------------------|
| 606-77AB     | 1.185 (30.1) sq          | .767 (19.5)     | Black Anodized   | .041 (18.7)         |

Material: Aluminum, Black Anodized


### MECHANICAL DIMENSIONS



### 606 THERMAL PERFORMANCE



## HEAT SINKS FOR BGAs, SUPER BGAs, PBGAs, and FPBGAs

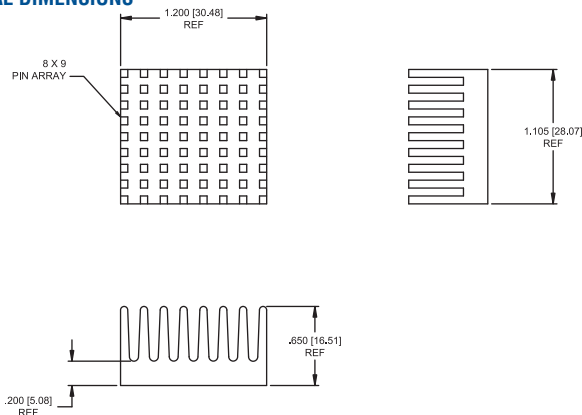


**607 SERIES** Unidirectional Fin Heat Sink for BGAs


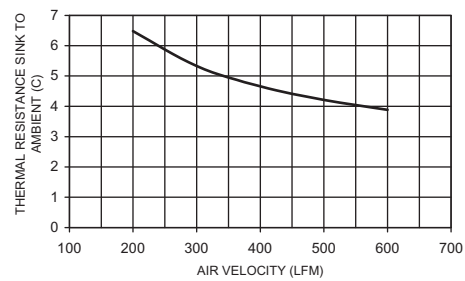
| Standard P/N | Base Dimensions in. (mm)    | Height in. (mm) | Heat Sink Finish | Weight lbs. (grams) |
|--------------|-----------------------------|-----------------|------------------|---------------------|
| 607-65AB     | 1.200 (30.5) x 1.105 (28.1) | .650 (16.5)     | Black Anodized   | .041 (18.7)         |

Material: Aluminum, Black Anodized

### MECHANICAL DIMENSIONS



### 607 THERMAL PERFORMANCE

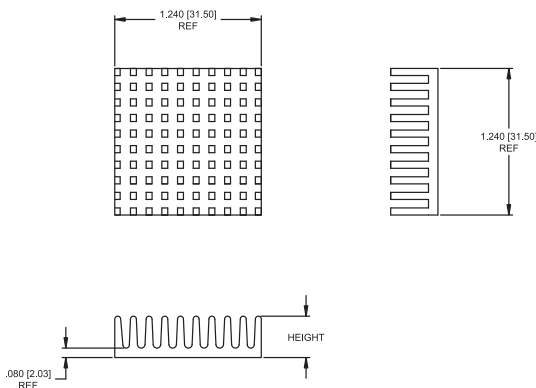


**610 SERIES** Omnidirectional Pin Fin Heat Sink for BGAs

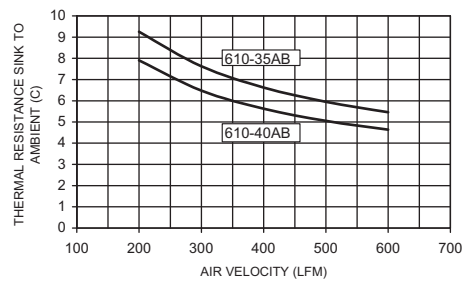
| Standard P/N | Base Dimensions in. (mm) | Height in. (mm) | Heat Sink Finish | Weight lbs. (grams) |
|--------------|--------------------------|-----------------|------------------|---------------------|
| 610-35AB     | 1.240 (31.5) sq          | .350 (8.9)      | Black Anodized   | .022 (10.0)         |
| 610-40AB     | 1.240 (31.5) sq          | .400 (10.2)     | Black Anodized   | .024 (10.8)         |

Material: Aluminum, Black Anodized


### MECHANICAL DIMENSIONS



### 610 THERMAL PERFORMANCE



## HEAT SINKS FOR BGAs, SUPER BGAs, PBGAs, and FPBGAs

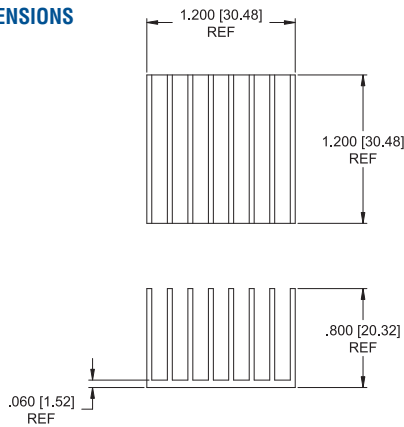


**611 SERIES** Unidirectional Fin Heat Sink for BGAs

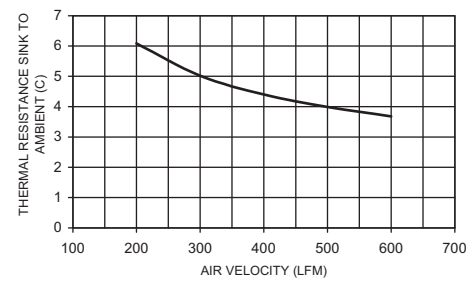
| Standard P/N | Base Dimensions in. (mm) | Height in. (mm) | Heat Sink Finish | Weight lbs. (grams) |
|--------------|--------------------------|-----------------|------------------|---------------------|
| 611-80AB     | 1.200 (30.5) sq          | .800 (20.3)     | Black Anodized   | .036 (16.3)         |

Material: Aluminum, Black Anodized

### MECHANICAL DIMENSIONS



### 611 THERMAL PERFORMANCE

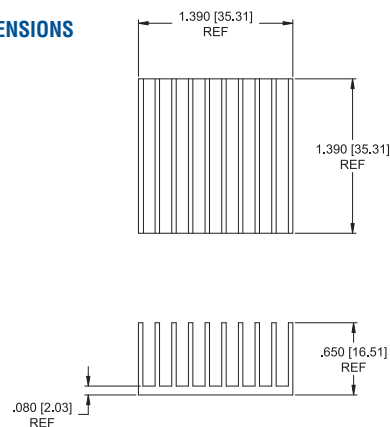


**612 SERIES** Unidirectional Fin Heat Sink for BGAs

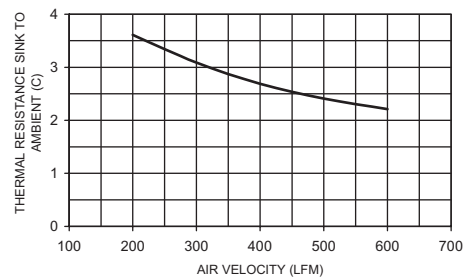
| Standard P/N | Base Dimensions in. (mm) | Height in. (mm) | Heat Sink Finish | Weight lbs. (grams) |
|--------------|--------------------------|-----------------|------------------|---------------------|
| 612-65AB     | 1.390 (35.3) sq          | .650 (16.5)     | Black Anodized   | .054 (24.5)         |

Material: Aluminum, Black Anodized

### MECHANICAL DIMENSIONS



### 612 THERMAL PERFORMANCE



## HEAT SINKS FOR BGAs, SUPER BGAs, PBGAs, and FPBGAs

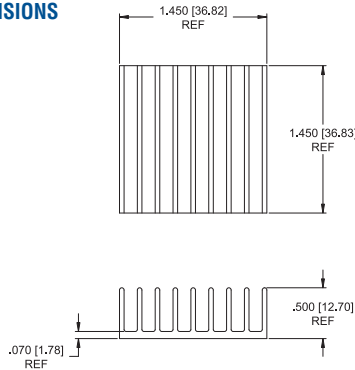


**613 SERIES** Unidirectional Fin Heat Sink for BGAs

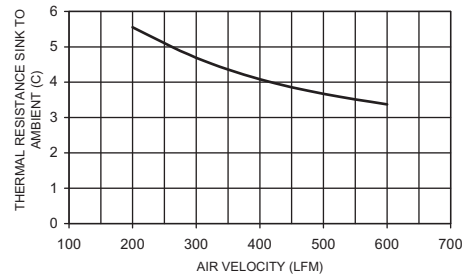
| Standard P/N | Base Dimensions in. (mm) | Height in. (mm) | Heat Sink Finish | Weight lbs. (grams) |
|--------------|--------------------------|-----------------|------------------|---------------------|
| 613-50AB     | 1.450 (36.8) sq          | .500 (12.7)     | Black Anodized   | .046 (20.8)         |

Material: Aluminum, Black Anodized

### MECHANICAL DIMENSIONS



### 613 THERMAL PERFORMANCE

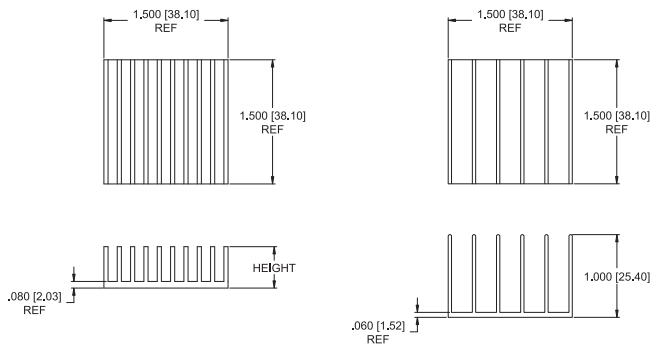


**614 SERIES** Unidirectional Fin Heat Sink for BGAs

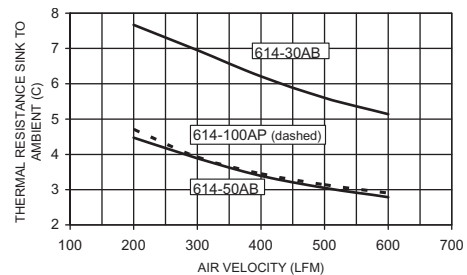
| Standard P/N | Base Dimensions in. (mm) | Height in. (mm) | Heat Sink Finish | Weight lbs. (grams) |
|--------------|--------------------------|-----------------|------------------|---------------------|
| 614-30AB     | 1.500 (38.1) sq          | .300 (7.6)      | Black Anodized   | .030 (13.8)         |
| 614-50AB     | 1.500 (38.1) sq          | .500 (12.7)     | Black Anodized   | .048 (21.8)         |
| 614-100AP    | 1.500 (38.1) sq          | 1.000 (25.4)    | Plain            | .046 (20.9)         |

Material: Aluminum, Black Anodized or Plain

### MECHANICAL DIMENSIONS



### 614 THERMAL PERFORMANCE



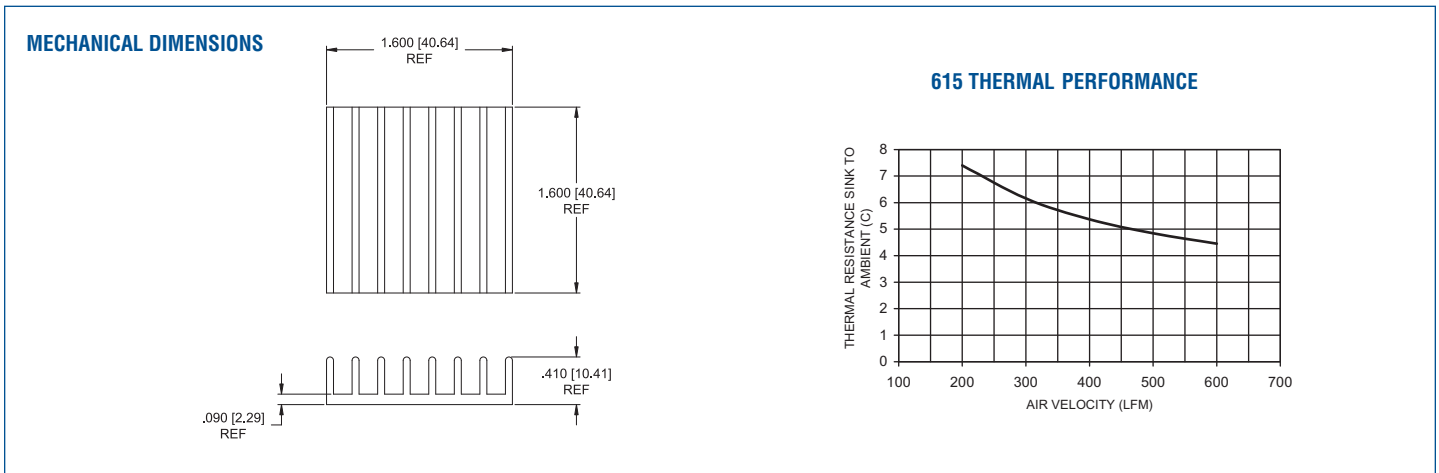
## HEAT SINKS FOR BGAs, SUPER BGAs, PBGAs, and FPBGAs



**615 SERIES** *Unidirectional Fin Heat Sink for BGAs*

| Standard P/N | Base Dimensions in. (mm) | Height in. (mm) | Heat Sink Finish | Weight lbs. (grams) |
|--------------|--------------------------|-----------------|------------------|---------------------|
| 615-41AB     | 1.600 (40.6) sq          | .410 (10.4)     | Black Anodized   | .046 (21.0)         |

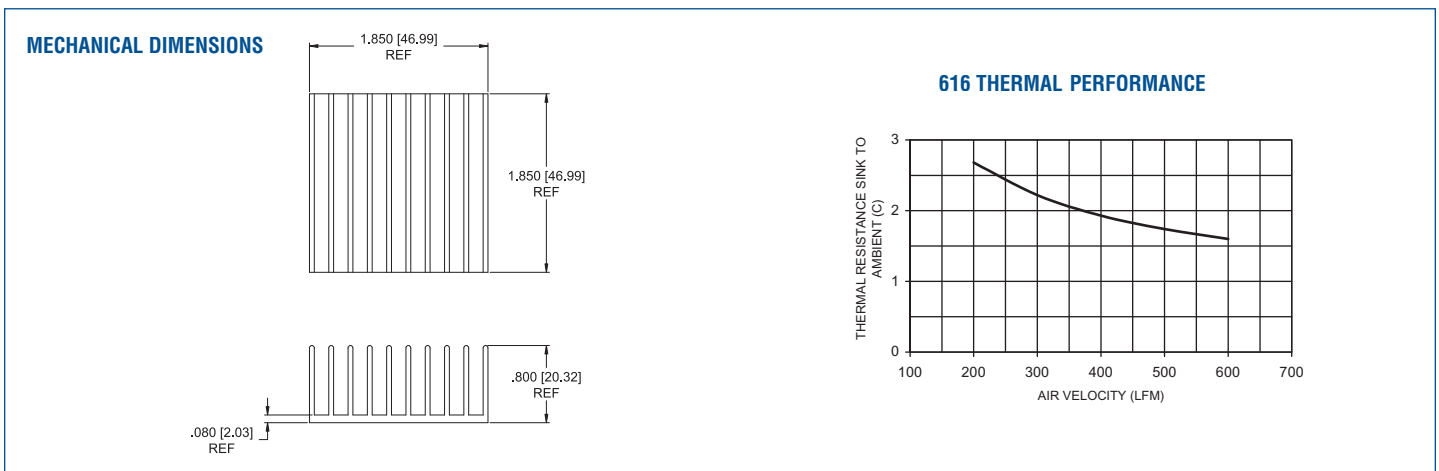
Material: Aluminum, Black Anodized




**616 SERIES** *Unidirectional Fin Heat Sink for BGAs*

| Standard P/N | Base Dimensions in. (mm) | Height in. (mm) | Heat Sink Finish | Weight lbs. (grams) |
|--------------|--------------------------|-----------------|------------------|---------------------|
| 616-80AB     | 1.85 (47.0) sq           | .800 (20.3)     | Black Anodized   | .054 (24.5)         |

Material: Aluminum, Black Anodized



## HEAT SINKS FOR BGAs, SUPER BGAs, PBGAs, and FPBGAs

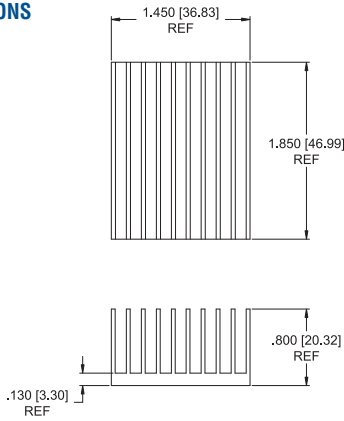


**617 SERIES** *Unidirectional Fin Heat Sink for BGAs*

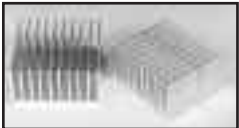
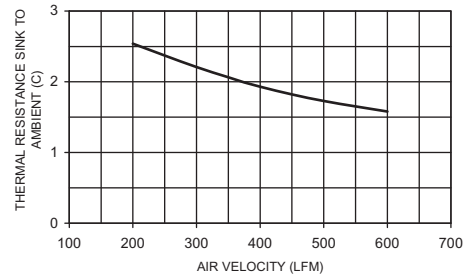
| Standard P/N | Base Dimensions in. (mm)    | Height in. (mm) | Heat Sink Finish | Weight lbs. (grams) |
|--------------|-----------------------------|-----------------|------------------|---------------------|
| 617-80AB     | 1.450 (36.8) x 1.850 (47.0) | .800 (20.3)     | Black Anodized   | .082 (37.2)         |

Material: Aluminum, Black Anodized

### MECHANICAL DIMENSIONS



### 617 THERMAL PERFORMANCE

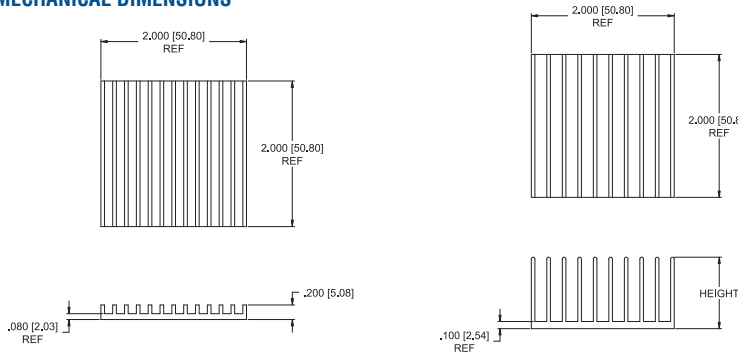


**618 SERIES** *Unidirectional Fin Heat Sink for BGAs*

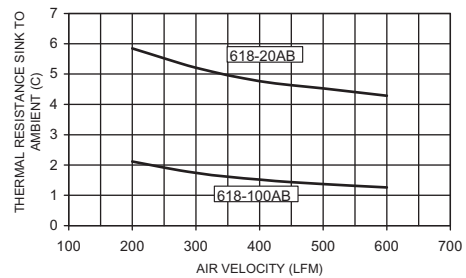
| Standard P/N | Base Dimensions in. (mm) | Height in. (mm) | Heat Sink Finish | Weight lbs. (grams) |
|--------------|--------------------------|-----------------|------------------|---------------------|
| 618-20AB     | 2.00 (50.8) sq           | .200 (5.1)      | Black Anodized   | .046 (21.0)         |
| 618-100AP    | 2.00 (80.8) sq           | 1.000 (25.4)    | Plain            | .122 (55.5)         |

Material: Aluminum, Black Anodized or Plain

### MECHANICAL DIMENSIONS




### 618 THERMAL PERFORMANCE






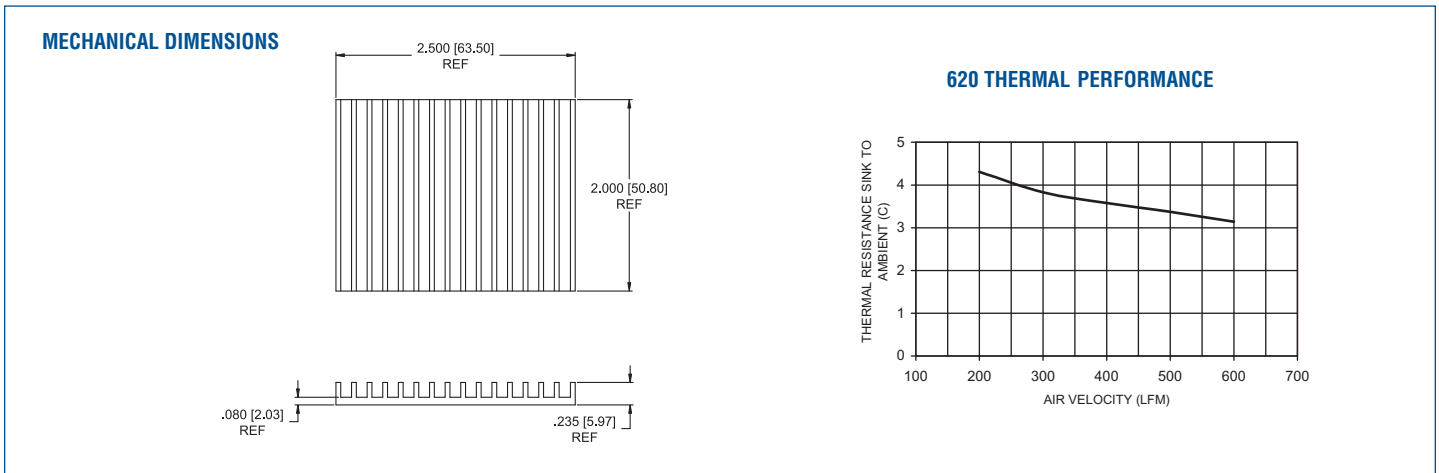
## HEAT SINKS FOR BGAs, SUPER BGAs, PBGAs, and FPBGAs



**620 SERIES** Unidirectional Fin Heat Sink for BGAs

| Standard P/N | Base Dimensions in. (mm)    | Height in. (mm) | Heat Sink Finish | Weight lbs. (grams) |
|--------------|-----------------------------|-----------------|------------------|---------------------|
| 620-24AB     | 2.500 (63.5) x 2.000 (50.8) | .235 (6.0)      | Black Anodized   | .063 (28.6)         |

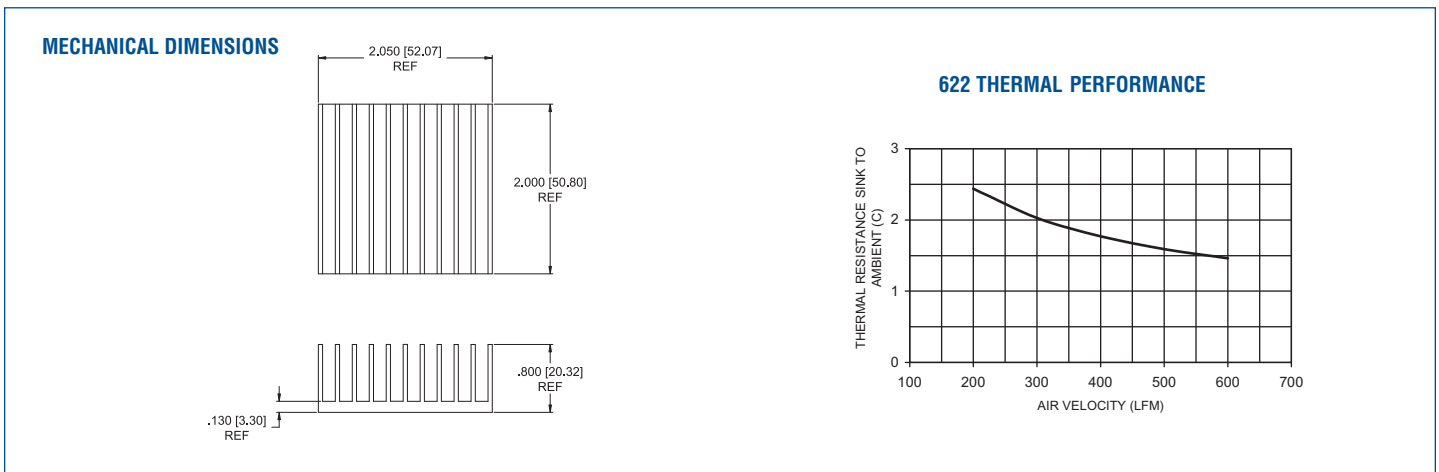
Material: Aluminum, Black Anodized



**622 SERIES** Unidirectional Fin Heat Sink for BGAs

| Standard P/N | Base Dimensions in. (mm)    | Height in. (mm) | Heat Sink Finish | Weight lbs. (grams) |
|--------------|-----------------------------|-----------------|------------------|---------------------|
| 622-80AB     | 2.050 (52.1) x 2.000 (50.8) | .800 (20.3)     | Black Anodized   | .123 (56.0)         |

Material: Aluminum, Black Anodized



## HEAT SINKS FOR MICROPROCESSORS AND ASICs

### 569, 579, 589, 599 SERIES

Heat Sinks & Clip for Intel's Pentium, Pentium MMX, AMD's K6 & K62, CYRIX's 6x86 & Media GX, Centaur/IDT's WinChip C6

| Standard P/N | Base Dimensions in. (mm)    | Fin Height in. (mm) | Thermal Resistance at 200 LFM (°C/W) | Interface Material Options |
|--------------|-----------------------------|---------------------|--------------------------------------|----------------------------|
| 569-100AK    | 2.34 (59.44) x 2.68 (67.95) | 1.00 (25.4)         | 1.7                                  | Pages 74-76                |
| 579-150AK    | 2.15 (54.71) x 1.95 (49.53) | 1.50 (38.10)        | 1.6                                  | Pages 74-76                |
| 589-150AK    | 2.15 (54.71) x 3.10 (78.74) | 1.50 (38.10)        | 1.5                                  | Pages 74-76                |
| 599X-100AB   | 1.96 (49.78) x 2.67 (67.95) | 1.00 (25.4)         | 1.9                                  | Pages 74-76                |

Material: Aluminum, Black Anodized

#### PRODUCT FEATURES

- Compact design heat sinks can comfortably fit a variety of Robust Socket 7-based PC boxes
- Robust clip attachments

- Clips are not captive to sink
- To order heat sink with optional interface material pre-applied at the factory, add S4 or S5 suffix to the part number. (See Product Designation)

**569-100AK SERIES**

Dimensions: in.

#### MECHANICAL DIMENSIONS

OPTIONAL THERMAL INTERFACE PAD (SEE PRODUCT DES.)

SPRING CLIP OPTION (SEE PRODUCT DES.)

#### PRODUCT DESIGNATION

**569 - 100 XX - XX**

|              |   |
|--------------|---|
| MODEL NUMBER | THERMAL INTERFACE                           |
| HEIGHT       | S4 = DELTALINK IV<br>BLANK = NO THERMAL PAD |
| 100 = 1.00"  | CLIP  |
|              | AK = SPRING CLIP                            |



### 650/651 SERIES

Low-Cost Heat Sinks for DIPs and SRAMs

14-16 Pin DIPs

| Standard P/N | Length in. (mm) | Width in. (mm) | Height in. (mm) | Typical Applications | Weight lbs. (grams) |
|--------------|-----------------|----------------|-----------------|----------------------|---------------------|
| 650B         | 0.250 (6.4)     | 0.740 (18.9)   | 0.240 (6.1)     | 14-Pin, 16-Pin DIP   | 0.003 (1.36)        |
| 651B         | 0.750 (19.1)    | 0.415 (10.5)   | 0.240 (6.1)     | 14-Pin, 16-Pin DIP   | 0.005 (2.27)        |

These extruded heat sinks serve as low-cost heat dissipation solutions for DIPs with pin counts from 14 to 16. Use an epoxy such as Wakefield Engineering DeltaBond™ 152 or 155, or use Wakefield 2-part DeltaBond™ 156 modified

acrylic adhesive. The 650 and 651 are also available in natural aluminum finish. They can be ordered as 650P or 651P.

#### MECHANICAL DIMENSIONS

Notes:

1. Finish: black anodize
2. TIR: Total Indicator Reading. This is a measure of flatness across the greatest dimension of a surface.


**650B**                      **651B**

Dimensions: in. (mm)

#### NATURAL AND FORCED CONVECTION CHARACTERISTICS

The graph plots Thermal Resistance (°C/W) on the y-axis (0 to 100) against Heat Dissipated (Watts) on the x-axis (0 to 2.5). Two curves are shown: one for Natural Convection (higher resistance) and one for Forced Convection (lower resistance). The forced convection curve shows a significant decrease in thermal resistance as heat dissipation increases, reaching approximately 10°C/W at 2.5W.

## HEAT SINKS FOR MICROPROCESSORS AND ASICs

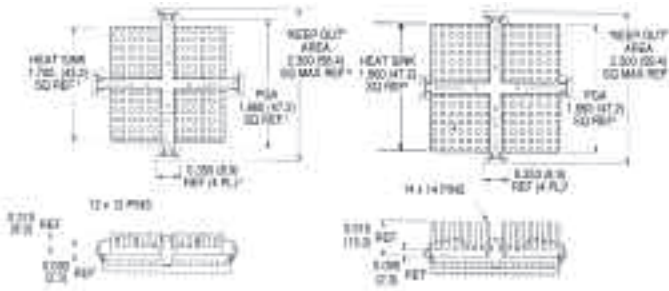


**649 SERIES** SpiderClip™ Heat Sink Assembly for Motorola MC68040™, MC68060

18 x 18 PGA

| Standard P/N | Base Dimensions in. (mm) | Height in. (mm) | Base Thickness in. (mm) | Clip Color | Heat Sink Finish | Weight lbs. (grams) |
|--------------|--------------------------|-----------------|-------------------------|------------|------------------|---------------------|
| 649-33AB     | 1.70 (43.2) sq           | 0.315 (8.0)     | 0.090 (2.3)             | Gray       | Black Anodized   | 0.044 (19.84)       |
| 649-51AB     | 1.86 (47.2) sq           | 0.510 (13.0)    | 0.090 (2.3)             | Gray       | Black Anodized   | 0.056 (25.51)       |

**MECHANICAL DIMENSIONS**

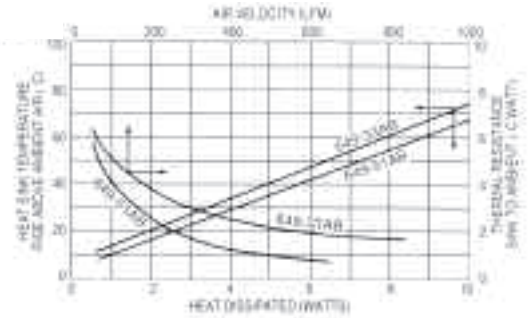


649-33AB SPIDERCLIP™ ASSEMBLY

649-51AB SPIDERCLIP™ ASSEMBLY

Dimensions: in. (mm)

**NATURAL AND FORCED CONVECTION CHARACTERISTICS**



**669 SERIES** SpiderClip™ Heat Sink Assembly for IntelDX4™, AMD AM486DX2, and AM486DX4  
**661 SERIES** Heat Sink without clip

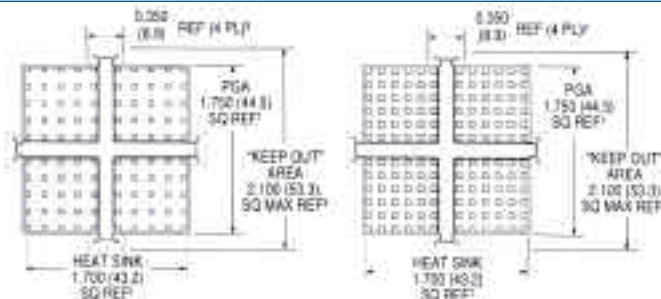
17 x 17 SPGA

| Standard P/N | Base Dimensions in. (mm) | Dimensions "A" Height in. (mm) | Base Thickness in. (mm) | Clip Color | Standard Finish | Weight lbs. (grams) |
|--------------|--------------------------|--------------------------------|-------------------------|------------|-----------------|---------------------|
| 669-32AG     | 1.70 (43.2) sq           | 0.315 (8.0)                    | 0.090 (2.3)             | Black      | Gold Iridite    | 0.044 (19.84)       |
| 669-33AB     | 1.70 (43.2) sq           | 0.315 (8.0)                    | 0.090 (2.3)             | Black      | Black Anodized  | 0.044 (19.84)       |
| 669-40AB     | 1.70 (43.2) sq           | 0.400 (10.2)                   | 0.090 (2.3)             | Black      | Black Anodized  | 0.044 (19.84)       |
| 669-52AB     | 1.70 (43.2) sq           | 0.520 (13.2)                   | 0.090 (2.3)             | Black      | Black Anodized  | 0.050 (22.68)       |
| 661-32AG     | 1.70 (43.2) sq           | 0.315 (8.0)                    | 0.090 (2.3)             | N/A        | Gold Iridite    | 0.044 (19.84)       |
| 661-33AB     | 1.70 (43.2) sq           | 0.315 (8.0)                    | 0.090 (2.3)             | N/A        | Black Anodized  | 0.044 (19.84)       |
| 661-40AB     | 1.70 (43.2) sq           | 0.400 (10.2)                   | 0.090 (2.3)             | N/A        | Black Anodized  | 0.044 (19.84)       |
| 661-52AB     | 1.70 (43.2) sq           | 0.520 (13.2)                   | 0.090 (2.3)             | N/A        | Black Anodized  | 0.050 (22.68)       |

669 Series SpiderClip™ Heat Sink Assemblies may be applied to the following:

- Intel 80486DX and 80486DX2™ (168 PGA)
- AMD Am 29000 Microcontrollers
- Intel 82495 Cache Controller
- Intel 80486SX (168 PGA) and I860XR (208 PGA)
- Intel I960CA, I960CF Embedded Controllers
- Intel DX4™ (168 PGA)
- AMD Am 486 Microprocessors AM486DX2, AM486DX4

**MECHANICAL DIMENSIONS**



669-32AG 10 x 10 PIN MATRIX

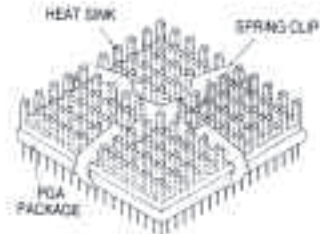
669-33AB  
669-40AB  
669-52AB 12 x 12 PIN MATRIX




669-32AG SPIDERCLIP™ ASSEMBLY



669-52AB SPIDERCLIP™ ASSEMBLY



**NATURAL AND FORCED CONVECTION CHARACTERISTICS**



Dielectric Breakdown (Nylon Clip Coating)

Dimensions: in. (mm)

Dielectric Strength: 100 VDC/mil  
Breakdown Voltage: 200 VDC (minimum)

KEY:

- 669-32AG 0.315 (8.0) Pin Height, low density pin pattern
- ▲ 669-33AB 0.315 (8.0) Pin Height, high density pin pattern
- ◆ 669-40AB 0.400 (10.2) Pin Height, high density pin pattern
- 669-52AB 0.520 (13.2) Pin Height, high density pin pattern



Компания «ЭлектроПласт» предлагает заключение долгосрочных отношений при поставках импортных электронных компонентов на взаимовыгодных условиях!

Наши преимущества:

- Оперативные поставки широкого спектра электронных компонентов отечественного и импортного производства напрямую от производителей и с крупнейших мировых складов;
- Поставка более 17-ти миллионов наименований электронных компонентов;
- Поставка сложных, дефицитных, либо снятых с производства позиций;
- Оперативные сроки поставки под заказ (от 5 рабочих дней);
- Экспресс доставка в любую точку России;
- Техническая поддержка проекта, помощь в подборе аналогов, поставка прототипов;
- Система менеджмента качества сертифицирована по Международному стандарту ISO 9001;
- Лицензия ФСБ на осуществление работ с использованием сведений, составляющих государственную тайну;
- Поставка специализированных компонентов (Xilinx, Altera, Analog Devices, Intersil, Interpoint, Microsemi, Aeroflex, Peregrine, Syfer, Eurofarad, Texas Instrument, Miteq, Cobham, E2V, MA-COM, Hittite, Mini-Circuits, General Dynamics и др.);

Помимо этого, одним из направлений компании «ЭлектроПласт» является направление «Источники питания». Мы предлагаем Вам помощь Конструкторского отдела:

- Подбор оптимального решения, техническое обоснование при выборе компонента;
- Подбор аналогов;
- Консультации по применению компонента;
- Поставка образцов и прототипов;
- Техническая поддержка проекта;
- Защита от снятия компонента с производства.



#### Как с нами связаться

**Телефон:** 8 (812) 309 58 32 (многоканальный)

**Факс:** 8 (812) 320-02-42

**Электронная почта:** [org@eplast1.ru](mailto:org@eplast1.ru)

**Адрес:** 198099, г. Санкт-Петербург, ул. Калинина, дом 2, корпус 4, литера А.