

MPSA92

Features

- Halogen free available upon request by adding suffix "-HF"
- Through Hole Package
- Operating & Storage Temperature: -55°C to +150°C
- Marking : A92
- Lead Free Finish/RoHS Compliant ("P" Suffix designates RoHS Compliant. See ordering information)
- Epoxy meets UL 94 V-0 flammability rating
- Moisture Sensitivity Level 1

PNP Silicon High Voltage Transistor

Electrical Characteristics @ 25°C Unless Otherwise Specified

Symbol	Parameter	Min	Max	Units
OFF CHARACTERISTICS				
$V_{(BR)CEO}$	Collector-Emitter Breakdown Voltage* ($I_C = -1.0\text{mA}$, $I_B = 0$)	-300		Vdc
$V_{(BR)CBO}$	Collector-Base Breakdown Voltage ($I_C = -100\mu\text{A}$, $I_E = 0$)	-300		Vdc
$V_{(BR)EBO}$	Emitter -Base Breakdown Voltage ($I_E = -10\mu\text{A}$, $I_C = 0$)	-5.0		Vdc
I_{EBO}	Emitter Cutoff Current ($V_{EB} = -3.0\text{V}$, $I_C = 0$)		-0.25	μA
I_{CBO}	Collector Cutoff Current ($V_{CB} = -200\text{V}$, $I_E = 0$)		-0.25	μA

ON CHARACTERISTICS

h_{FE}	DC Current Gain* ($I_C = -1.0\text{mA}$, $V_{CE} = -10\text{V}$) ($I_C = -10\text{mA}$, $V_{CE} = -10\text{V}$) ($I_C = -50\text{mA}$, $V_{CE} = -10\text{V}$)	25 80 25	250	
$V_{CE(sat)}$	Collector-Emitter Saturation Voltage ($I_C = -20\text{mA}$, $I_B = -2.0\text{mA}$)		-0.5	Vdc
$V_{BE(sat)}$	Base-Emitter Saturation Voltage ($I_C = -20\text{mA}$, $I_B = -2.0\text{mA}$)		-0.9	Vdc

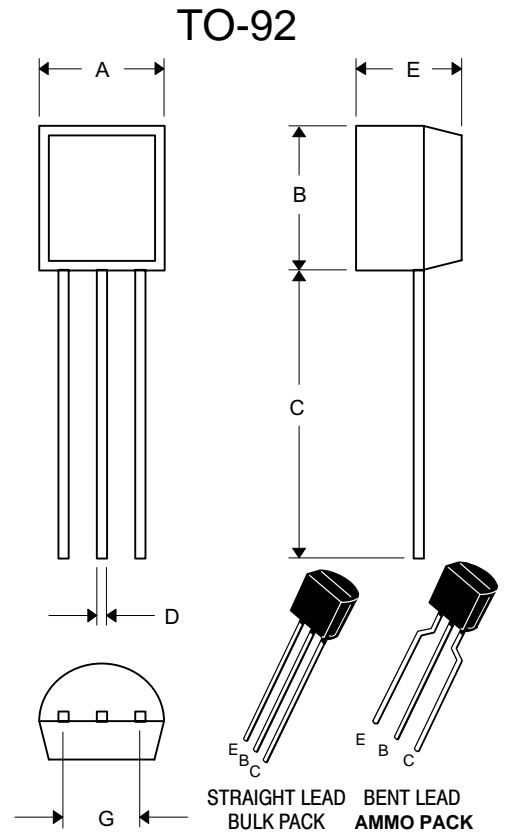
SMALL-SIGNAL CHARACTERISTICS

f_T	Current Gain-Bandwidth Product ($I_C = -10\text{mA}$, $V_{CE} = -5\text{V}$, $f = 30\text{MHz}$)	50		MHz
C_{cb}	Collector-Base Capacitance ($V_{CB} = -20\text{V}$, $I_E = 0$, $f = 1.0\text{MHz}$)		6.0	pF

*Pulse Width $\leq 300\mu\text{s}$, Duty Cycle $\leq 2.0\%$

MAXIMUM RATINGS

Symbol	Characteristic	MPSA92	Unit
V_{CEO}	Collector-Emitter Voltage	-300	Vdc
V_{CBO}	Collector-Base Voltage	-300	Vdc
V_{EBO}	Emitter-Base Voltage	-5.0	Vdc
I_C	Collector Current — Continuous	-300	mA
$R_{\theta JA}$	Thermal Resistance, Junction to Ambient	200	°C/W
$R_{\theta JC}$	Thermal Resistance, Junction to Case	83.3	°C/W
P_D	Total Device Dissipation @ $T_A = 25^\circ\text{C}$ Derate above 25°C	625 5.0	mW mW/°C
P_D	Total Device Dissipation @ $T_C = 25^\circ\text{C}$ Derate above 25°C	1.5 12	Watts mW/°C



DIM	INCHES		MM		NOTE
	MIN	MAX	MIN	MAX	
A	.175	.185	4.45	4.70	
B	.175	.185	4.45	4.70	
C	.500	---	12.70	---	
D	.016	.020	0.41	0.63	
E	.135	.145	3.43	3.68	
G	.095	.105	2.42	2.67	Straight Lead
	.173	.220	4.40	5.60	Bent Lead

* For ammo packing detailed specification, click here to visit our website of product packaging for details.

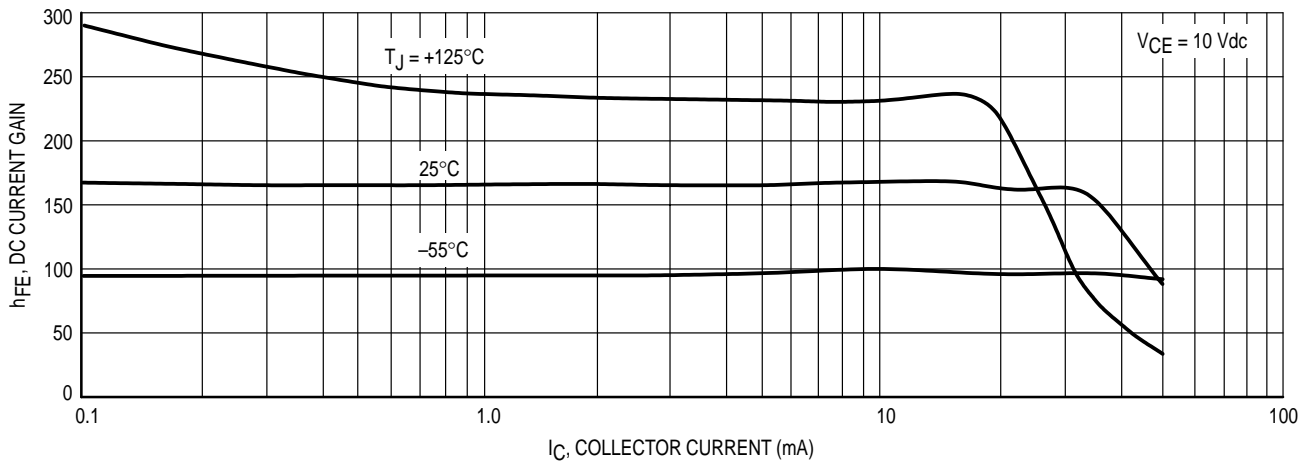


Figure 1. DC Current Gain

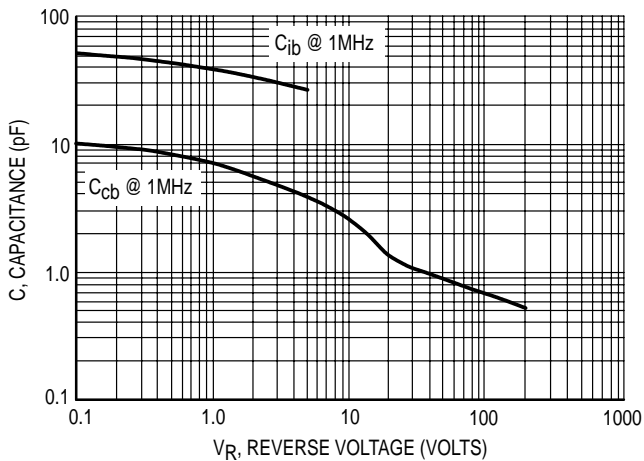


Figure 2. Capacitance

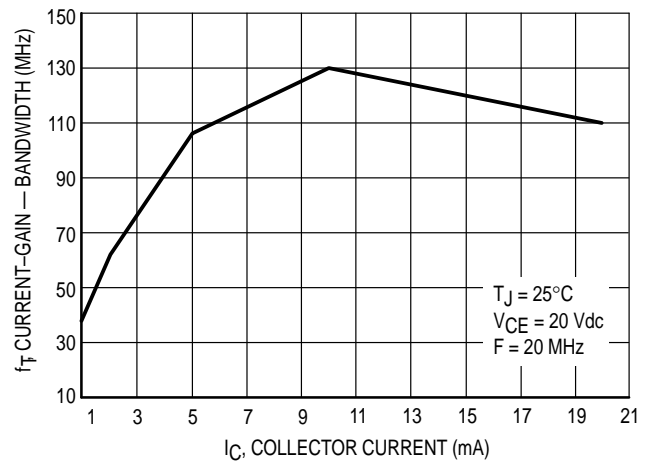


Figure 3. Current-Gain — Bandwidth

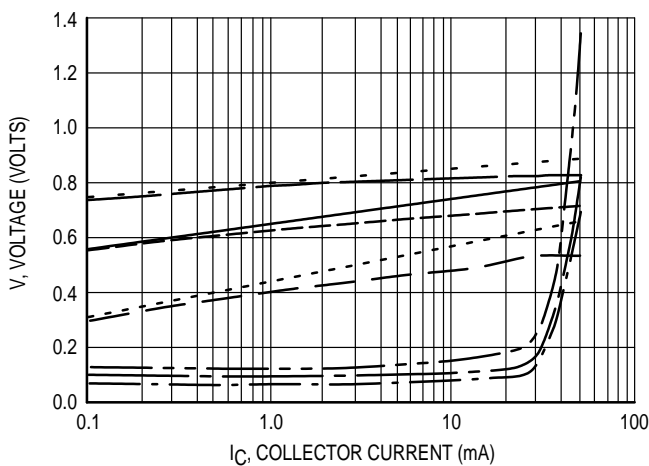


Figure 4. "ON" Voltages

- VCE(sat) @ 25°C, IC/IB = 10
- VCE(sat) @ 125°C, IC/IB = 10
- VCE(sat) @ -55°C, IC/IB = 10
- VBE(sat) @ 25°C, IC/IB = 10
- VBE(sat) @ 125°C, IC/IB = 10
- VBE(sat) @ -55°C, IC/IB = 10
- VBE(on) @ 25°C, VCE = 10 V
- VBE(on) @ 125°C, VCE = 10 V
- VBE(on) @ -55°C, VCE = 10 V



TM

Micro Commercial Components

Ordering Information :

Device	Packing
Part Number-AP	Ammo Packing: 20Kpcs/Carton
Part Number-BP	Bulk: 100Kpcs/Carton

Note : Adding "-HF" suffix for halogen free, eg. Part Number-AP-HF

IMPORTANT NOTICE

Micro Commercial Components Corp. reserves the right to make changes without further notice to any product herein to make corrections, modifications, enhancements, improvements, or other changes. **Micro Commercial Components Corp.** does not assume any liability arising out of the application or use of any product described herein; neither does it convey any license under its patent rights, nor the rights of others. The user of products in such applications shall assume all risks of such use and will agree to hold **Micro Commercial Components Corp.** and all the companies whose products are represented on our website, harmless against all damages.

LIFE SUPPORT

MCC's products are not authorized for use as critical components in life support devices or systems without the express written approval of Micro Commercial Components Corporation.

CUSTOMER AWARENESS

Counterfeiting of semiconductor parts is a growing problem in the industry. Micro Commercial Components (MCC) is taking strong measures to protect ourselves and our customers from the proliferation of counterfeit parts. MCC strongly encourages customers to purchase MCC parts either directly from MCC or from Authorized MCC Distributors who are listed by country on our web page cited below. Products customers buy either from MCC directly or from Authorized MCC Distributors are genuine parts, have full traceability, meet MCC's quality standards for handling and storage. **MCC will not provide any warranty coverage or other assistance for parts bought from Unauthorized Sources.** MCC is committed to combat this global problem and encourage our customers to do their part in stopping this practice by buying direct or from authorized distributors.

www.mccsemi.com



Компания «ЭлектроПласт» предлагает заключение долгосрочных отношений при поставках импортных электронных компонентов на взаимовыгодных условиях!

Наши преимущества:

- Оперативные поставки широкого спектра электронных компонентов отечественного и импортного производства напрямую от производителей и с крупнейших мировых складов;
- Поставка более 17-ти миллионов наименований электронных компонентов;
- Поставка сложных, дефицитных, либо снятых с производства позиций;
- Оперативные сроки поставки под заказ (от 5 рабочих дней);
- Экспресс доставка в любую точку России;
- Техническая поддержка проекта, помощь в подборе аналогов, поставка прототипов;
- Система менеджмента качества сертифицирована по Международному стандарту ISO 9001;
- Лицензия ФСБ на осуществление работ с использованием сведений, составляющих государственную тайну;
- Поставка специализированных компонентов (Xilinx, Altera, Analog Devices, Intersil, Interpoint, Microsemi, Aeroflex, Peregrine, Syfer, Eurofarad, Texas Instrument, Miteq, Cobham, E2V, MA-COM, Hittite, Mini-Circuits, General Dynamics и др.);

Помимо этого, одним из направлений компании «ЭлектроПласт» является направление «Источники питания». Мы предлагаем Вам помощь Конструкторского отдела:

- Подбор оптимального решения, техническое обоснование при выборе компонента;
- Подбор аналогов;
- Консультации по применению компонента;
- Поставка образцов и прототипов;
- Техническая поддержка проекта;
- Защита от снятия компонента с производства.



Как с нами связаться

Телефон: 8 (812) 309 58 32 (многоканальный)

Факс: 8 (812) 320-02-42

Электронная почта: org@eplast1.ru

Адрес: 198099, г. Санкт-Петербург, ул. Калинина, дом 2, корпус 4, литера А.