

## Feed-through terminal block - UHV 25-M8/M8 - 2130208

Please be informed that the data shown in this PDF Document is generated from our Online Catalog. Please find the complete data in the user's documentation. Our General Terms of Use for Downloads are valid (<http://download.phoenixcontact.com>)



Universal terminal block with bolt connection, cross section: 6 - 25 mm<sup>2</sup>, AWG: 10 - 4, width: 26 mm, color: Gray


The illustration shows a combination of versions UHV 25-AS/AS, UHV 25-KH/AS and UHV 25-KH/KH

### Product Features

- ✓ The comprehensive range of accessories, such as the connection rail for cross connection, ensures safe and user-friendly wiring of conductors up to 240 mm<sup>2</sup>
- ✓ The UHV ... high-current connectors are available in several versions
- ✓ Versions are available with a cable lug or direct connection and there is a mixed version of both connection methods



### Key commercial data

|                                      |   |
|--------------------------------------|---|
| Packing unit                         | 1 1   |
| GTIN                                 | <br>4 017918 052980 |
| Weight per Piece (excluding packing) | 88.77 GRM   |
| Custom tariff number                 | 85369010  |
| Country of origin                    | India   |

### Technical data

#### General

|   |   |
|---|---|
| Number of levels                        | 1   |
| Number of connections                   | 2   |
| Color                                   | gray  |
| Insulating material                     | PA-F  |
| Inflammability class according to UL 94 | HB  |
| Maximum load current                    | 101 A (with 25 mm <sup>2</sup> conductor cross section) |

## Feed-through terminal block - UHV 25-M8/M8 - 2130208

### Technical data

#### General

|                                  |               |
|----------------------------------|---------------|
| Rated surge voltage              | 8 kV          |
| Pollution degree                 | 3             |
| Surge voltage category           | III           |
| Insulating material group        | II            |
| Connection in acc. with standard | IEC 60947-7-1 |
| Nominal current $I_N$            | 101 A         |
| Nominal voltage $U_N$            | 1000 V        |
| Open side panel                  | nein          |

#### Dimensions

|                 |       |
|-----------------|-------|
| Width           | 26 mm |
| Length          | 88 mm |
| Height NS 35/15 | 53 mm |

#### Connection data

|   |                     |
|---|---------------------|
| Conductor cross section solid min.  | 6 mm <sup>2</sup>   |
| Conductor cross section solid max.  | 25 mm <sup>2</sup>  |
| Conductor cross section AWG/kcmil min.  | 10                  |
| Conductor cross section AWG/kcmil max.  | 3                   |
| Conductor cross section stranded min.   | 6 mm <sup>2</sup>   |
| Conductor cross section stranded max.   | 25 mm <sup>2</sup>  |
| Min. AWG conductor cross section, stranded  | 10                  |
| Max. AWG conductor cross section, stranded  | 3                   |
| Conductor cross section stranded, with ferrule without plastic sleeve min.            | 4 mm <sup>2</sup>   |
| Conductor cross section stranded, with ferrule without plastic sleeve max.            | 25 mm <sup>2</sup>  |
| Conductor cross section stranded, with ferrule with plastic sleeve min.               | 4 mm <sup>2</sup>   |
| Conductor cross section stranded, with ferrule with plastic sleeve max.               | 25 mm <sup>2</sup>  |
| 2 conductors with same cross section, solid min.                                      | 2.5 mm <sup>2</sup> |
| 2 conductors with same cross section, solid max.                                      | 10 mm <sup>2</sup>  |
| 2 conductors with same cross section, stranded min.                                   | 4 mm <sup>2</sup>   |
| 2 conductors with same cross section, stranded max.                                   | 10 mm <sup>2</sup>  |
| 2 conductors with same cross section, stranded, ferrules without plastic sleeve, min. | 2.5 mm <sup>2</sup> |
| 2 conductors with same cross section, stranded, ferrules without plastic sleeve, max. | 10 mm <sup>2</sup>  |
| Min. cross section for cable lug connection   | 16 mm <sup>2</sup>  |
| Max. cross section for cable lug connection   | 25 mm <sup>2</sup>  |
| Connection method   | Bolt connection     |
| Stripping length  | 21 mm               |

## Feed-through terminal block - UHV 25-M8/M8 - 2130208

### Technical data

#### Connection data

|                        |              |
|------------------------|--------------|
| Tightening torque, min | 4 Nm         |
| Tightening torque max  | 4.5 Nm       |
| Power rail             | 15 mm x 3 mm |

### Classifications

#### eCl@ss

|            |          |
|------------|----------|
| eCl@ss 4.0 | 27141120 |
| eCl@ss 4.1 | 27141120 |
| eCl@ss 5.0 | 27141120 |
| eCl@ss 5.1 | 27141120 |
| eCl@ss 6.0 | 27141120 |
| eCl@ss 7.0 | 27141120 |
| eCl@ss 8.0 | 27141120 |

#### ETIM

|          |          |
|----------|----------|
| ETIM 2.0 | EC000897 |
| ETIM 3.0 | EC000897 |
| ETIM 4.0 | EC000897 |
| ETIM 5.0 | EC000897 |

#### UNSPSC

|               |          |
|---------------|----------|
| UNSPSC 6.01   | 30211811 |
| UNSPSC 7.0901 | 39121410 |
| UNSPSC 11     | 39121410 |
| UNSPSC 12.01  | 39121410 |
| UNSPSC 13.2   | 39121410 |

### Approvals

#### Approvals

---

#### Approvals

CSA / UL Recognized / GOST / GL / GOST

---

#### Ex Approvals

---

# Feed-through terminal block - UHV 25-M8/M8 - 2130208

## Approvals

Approvals submitted

### Approval details

|                                |       |       |
|--------------------------------|-------|-------|
| CSA                            |       |       |
|                                | B     | C     |
| mm <sup>2</sup> /AWG/kcmil     | 6-4   | 6-4   |
| Nominal current I <sub>N</sub> | 100 A | 100 A |
| Nominal voltage U <sub>N</sub> | 600 V | 600 V |

|                                |       |
|--------------------------------|-------|
| UL Recognized                  |       |
| mm <sup>2</sup> /AWG/kcmil     | 6-4   |
| Nominal current I <sub>N</sub> | 85 A  |
| Nominal voltage U <sub>N</sub> | 600 V |

|      |
|------|
| GOST |
|------|

|    |
|----|
| GL |
|----|

|      |
|------|
| GOST |
|------|

## Accessories

Accessories

Bridge

## Feed-through terminal block - UHV 25-M8/M8 - 2130208

### Accessories

Connection rail - UHV 25-VS 2 - 2130541



Connection rail, Number of positions: 2, Color: silver

---

Connection rail - UHV 25-VS 3 - 2130554



Connection rail, Number of positions: 3, Color: silver

---

### Cover

Covering hood - UHV 25-AH - 2130431



Covering hood, Width: 22.8 mm, Height: 53.2 mm, Color: gray

---

### End block

End clamp - E/AL-NS 32 - 1201659



End clamp, for end support of UKH 50 - UKH 240, is pushed onto DIN rail NS 32 and fixed with 2 screws, width: 10 mm, color: Aluminum

---

End clamp - E/AL-NS 35 - 1201662



End clamp, for end support of UKH 50 to UKH 240, is pushed onto DIN rail NS 35 and fixed with 2 screws, width: 10 mm, color: aluminum

## Feed-through terminal block - UHV 25-M8/M8 - 2130208

### Accessories

---

#### Flange

End clamp - UHV -E - 2130428



End clamp, Width: 5.2 mm, Color: gray

---

#### Labeled terminal marker

Zack marker strip - ZB 10 CUS - 0824941



Zack marker strip, Can be ordered: Strip, white, Labeled according to customer specifications, Mounting type: Snap into tall marker groove, For terminal block width: 10.2 mm, Lettering field: 10.15 x 10.5 mm

---

Marker for terminal blocks - UC-TM 10 CUS - 0824605



Marker for terminal blocks, Can be ordered: By sheet, white, Labeled according to customer specifications, Mounting type: Snap into tall marker groove, For terminal block width: 10.2 mm, Lettering field: 9.6 x 10.5 mm

---

Marker for terminal blocks - UCT-TM 10 CUS - 0829623



Marker for terminal blocks, Can be ordered: By sheet, white, Labeled according to customer specifications, Mounting type: Snap into tall marker groove, For terminal block width: 10.2 mm, Lettering field: 8.9 x 9.6 mm

---

#### Mounting rail

## Feed-through terminal block - UHV 25-M8/M8 - 2130208

### Accessories

DIN rail - NS 32 PERF 2000MM - 1201002



G-profile DIN rail, material: Steel, perforated, height 15 mm, width 32 mm, length 2 m

---

DIN rail - NS 32 UNPERF 2000MM - 1201015



G-profile DIN rail, material: Steel, unperforated, height 15 mm, width 32 mm, length 2 m

---

### Partition plate

Separating plate - UHV -TP1 - 2130402



Separating plate, Width: 2 mm, Height: 67.5 mm, Color: gray

---

### Screwdriver tools

Screwdriver - SZS 1,0X6,5 VDE - 1205079



Screwdriver, slot-headed, VDE insulated, size: 1.0 x 6.5 x 150 mm, 2-component grip, with non-slip grip

---

### Terminal marking

## Feed-through terminal block - UHV 25-M8/M8 - 2130208

### Accessories

#### Marker cards - SBS10:UNBEDRUCKT - 1007248



Marker cards, Card, white, Unlabeled, Can be labeled with: Plotter, Perforated, Mounting type: Snap into tall marker groove, Snap into flat marker groove, For terminal block width: 10 mm, Lettering field: 6 x 10.1 mm

---

#### Zack marker strip - ZB 10:UNBEDRUCKT - 1053001



Zack marker strip, Strip, white, Unlabeled, Can be labeled with: Plotter, Mounting type: Snap into tall marker groove, For terminal block width: 10.2 mm, Lettering field: 10.5 x 10.15 mm

---

#### Marker for terminal blocks - UC-TM 10 - 0818069



Marker for terminal blocks, Sheet, white, Unlabeled, Can be labeled with: BLUEMARK CLED, BLUEMARK LED, Plotter, Mounting type: Snap into tall marker groove, For terminal block width: 10.2 mm, Lettering field: 9.6 x 10.5 mm

---

#### Marker for terminal blocks - UCT-TM 10 - 0829142



Marker for terminal blocks, Sheet, white, Unlabeled, Can be labeled with: THERMOMARK CARD PLUS, THERMOMARK CARD, BLUEMARK CLED, BLUEMARK LED, Mounting type: Snap into tall marker groove, For terminal block width: 10.2 mm, Lettering field: 8.9 x 9.6 mm


---

### Drawings

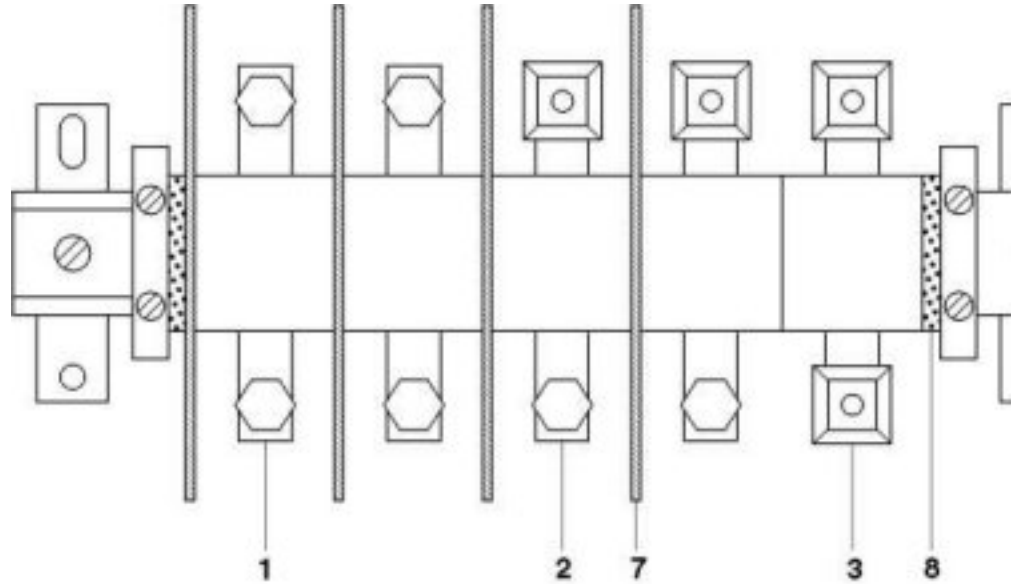


## Feed-through terminal block - UHV 25-M8/M8 - 2130208

Circuit diagram



Circuit diagram



- 1 = high current connector, AS screw set on both sides
- 2 = high current connector, terminal sleeve KH on one side, screw set AS on the other side
- 3 = high current connector, terminal sleeves KH on both sides, for direct cable connection
- 7 = separating plate
- 8 = end piece
- 9 = flat bracket



Компания «ЭлектроПласт» предлагает заключение долгосрочных отношений при поставках импортных электронных компонентов на взаимовыгодных условиях!

Наши преимущества:

- Оперативные поставки широкого спектра электронных компонентов отечественного и импортного производства напрямую от производителей и с крупнейших мировых складов;
- Поставка более 17-ти миллионов наименований электронных компонентов;
- Поставка сложных, дефицитных, либо снятых с производства позиций;
- Оперативные сроки поставки под заказ (от 5 рабочих дней);
- Экспресс доставка в любую точку России;
- Техническая поддержка проекта, помощь в подборе аналогов, поставка прототипов;
- Система менеджмента качества сертифицирована по Международному стандарту ISO 9001;
- Лицензия ФСБ на осуществление работ с использованием сведений, составляющих государственную тайну;
- Поставка специализированных компонентов (Xilinx, Altera, Analog Devices, Intersil, Interpoint, Microsemi, Aeroflex, Peregrine, Syfer, Eurofarad, Texas Instrument, Miteq, Cobham, E2V, MA-COM, Hittite, Mini-Circuits, General Dynamics и др.);

Помимо этого, одним из направлений компании «ЭлектроПласт» является направление «Источники питания». Мы предлагаем Вам помощь Конструкторского отдела:

- Подбор оптимального решения, техническое обоснование при выборе компонента;
- Подбор аналогов;
- Консультации по применению компонента;
- Поставка образцов и прототипов;
- Техническая поддержка проекта;
- Защита от снятия компонента с производства.



#### Как с нами связаться

**Телефон:** 8 (812) 309 58 32 (многоканальный)

**Факс:** 8 (812) 320-02-42

**Электронная почта:** [org@eplast1.ru](mailto:org@eplast1.ru)

**Адрес:** 198099, г. Санкт-Петербург, ул. Калинина, дом 2, корпус 4, литера А.