

## 10A, 200 - 600V Isolated Glass Passivated Super Fast Rectifier

### FEATURES

- High efficiency
- High current capability
- High reliability
- High surge current capability
- Low power loss.
- Compliant to RoHS Directive 2011/65/EU and in accordance to WEEE 2002/96/EC
- Halogen-free according to IEC 61249-2-21

KEY PARAMETERS		
PARAMETER	VALUE	UNIT
$I_{F(AV)}$	2 x 5	A
$V_{RRM}$	200 - 600	V
$T_{JMAX}$	150	°C
Package	ITO-220AB	
Configuration	Dual Die	


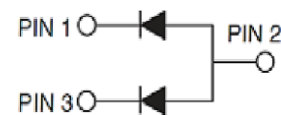
### APPLICATIONS

- High frequency rectification
- Freewheeling application
- Switching mode converters and inverters in computer, automotive and telecommunication.



### MECHANICAL DATA

- Case: ITO-220AB
- Molding compound meets UL 94V-0 flammability rating
- Packing code with suffix "G" means green compound (halogen-free)
- Part no. with suffix "H" means AEC-Q101 qualified
- Meet JESD 201 class 2 whisker test,
- Polarity: As marked
- Mounting torque: 0.56 N-m maximum
- Weight: 1.7 g (approximately)


**ITO-220AB**


### ABSOLUTE MAXIMUM RATINGS ( $T_A = 25^\circ\text{C}$ unless otherwise noted)

PARAMETER	SYMBOL	SFF10L04GA	SFF10L05GA	SFF10L06GA	SFF10L08GA	UNIT
Marking code on the device		SFF10L04GA	SFF10L05GA	SFF10L06GA	SFF10L08GA	
Repetitive peak reverse voltage	$V_{RRM}$	200	300	400	600	V
Reverse voltage, total rms value	$V_{R(RMS)}$	140	280	280	420	V
Forward current	Per device	10				A
	Per diode					
Surge peak forward current, 8.3 ms single half sine-wave superimposed on rated load per diode	$I_{FSM}$	125		80		A
Junction temperature	$T_J$	- 55 to +150				°C
Storage temperature	$T_{STG}$	- 55 to +150				°C

<b>THERMAL PERFORMANCE</b>			
<b>PARAMETER</b>	<b>SYMBOL</b>	<b>LIMIT</b>	<b>UNIT</b>
Junction-to-lead thermal resistance	$R_{\theta JL}$	2	°C/W
Junction-to-ambient thermal resistance	$R_{\theta JA}$	9	°C/W
Junction-to-case thermal resistance	$R_{\theta JC}$	3	°C/W

**Thermal Performance Note:** Units mounted on recommended PCB (2"x3"x0.25" Al -plate)

<b>ELECTRICAL SPECIFICATIONS</b> ( $T_A = 25^\circ\text{C}$ unless otherwise noted)						
<b>PARAMETER</b>		<b>CONDITIONS</b>	<b>SYMBOL</b>	<b>TYP</b>	<b>MAX</b>	<b>UNIT</b>
Forward voltage per diode <sup>(1)</sup>	SFF10L04GA	$I_F = 5\text{A}, T_J = 25^\circ\text{C}$	$V_F$	0.94	0.98	V
		$I_F = 5\text{A}, T_J = 125^\circ\text{C}$		0.82	0.90	V
	SFF10L05GA	$I_F = 5\text{A}, T_J = 25^\circ\text{C}$		1.04	1.30	V
		$I_F = 5\text{A}, T_J = 125^\circ\text{C}$		0.89	0.96	V
	SFF10L06GA	$I_F = 5\text{A}, T_J = 25^\circ\text{C}$		1.05	1.30	V
		$I_F = 5\text{A}, T_J = 125^\circ\text{C}$		0.92	1.00	V
	SFF10L08GA	$I_F = 5\text{A}, T_J = 25^\circ\text{C}$		1.21	1.70	V
		$I_F = 5\text{A}, T_J = 125^\circ\text{C}$		1.04	1.20	V
Reverse current @ rated $V_R$ per diode <sup>(2)</sup>		$T_J = 25^\circ\text{C}$	$I_R$	-	10	$\mu\text{A}$
		$T_J = 125^\circ\text{C}$		-	400	$\mu\text{A}$
Junction capacitance		1 MHz, $V_R = 4.0\text{V}$	$C_J$	60	-	pF
				50	-	pF
						pF
						pF
Reverse recovery time		$I_F = 0.5\text{A}, I_R = 1.0\text{A}$ $I_{RR} = 0.25\text{A}$	$t_{rr}$	-	35	ns

**Notes:**

1. Pulse test with  $PW = 0.3\text{ ms}$
2. Pulse test with  $PW = 30\text{ ms}$

**ORDERING INFORMATION**

<b>PART NO.</b>	<b>PART NO. SUFFIX</b>	<b>PACKING CODE</b>	<b>PACKING CODE SUFFIX</b>	<b>PACKAGE</b>	<b>PACKING</b>
SFF10L0xGA (Note 1, 2)	H	C0	G	ITO-220AB	50 / Tube

**Notes:**

1. "x" defines voltage from 200V (SFF10L04GA) to 600V (SFF10L08GA)
2. Whole series with green compound (halogen-free)

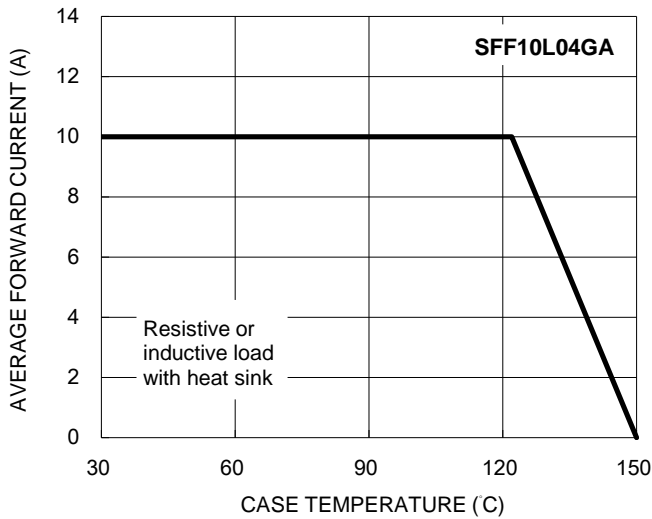
**EXAMPLE P/N**

<b>EXAMPLE P/N</b>	<b>PART NO.</b>	<b>PART NO. SUFFIX</b>	<b>PACKING CODE</b>	<b>PACKING CODE SUFFIX</b>	<b>DESCRIPTION</b>
SFF10L04GAHC0G	SFF10L04GA	H	C0	G	AEC-Q101 qualified Green compound

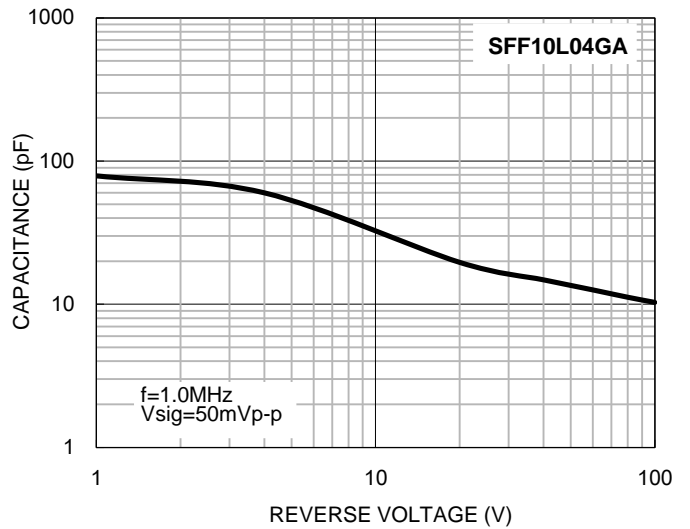
**CHARACTERISTICS CURVES**

( $T_A = 25^\circ\text{C}$  unless otherwise noted)

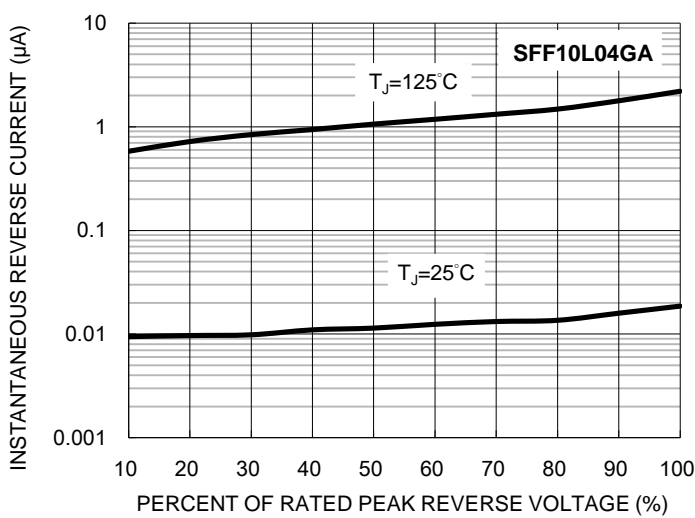
**Fig1. Forward Current Derating Curve**



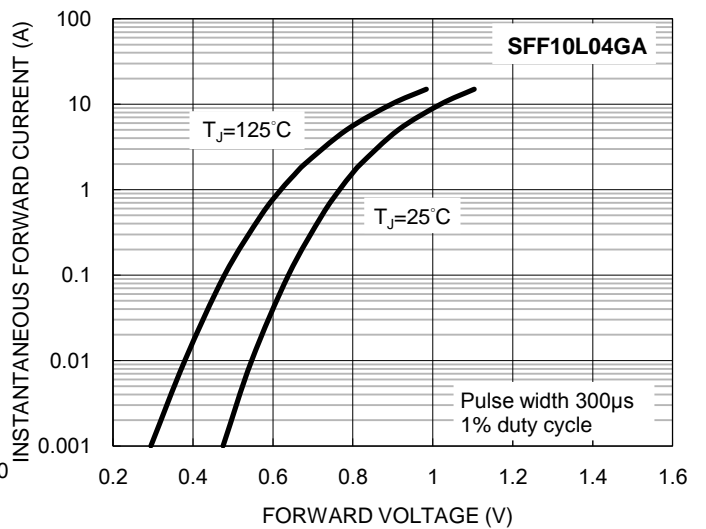
**Fig2. Typical Junction Capacitance**



**Fig3. Typical Reverse Characteristics**



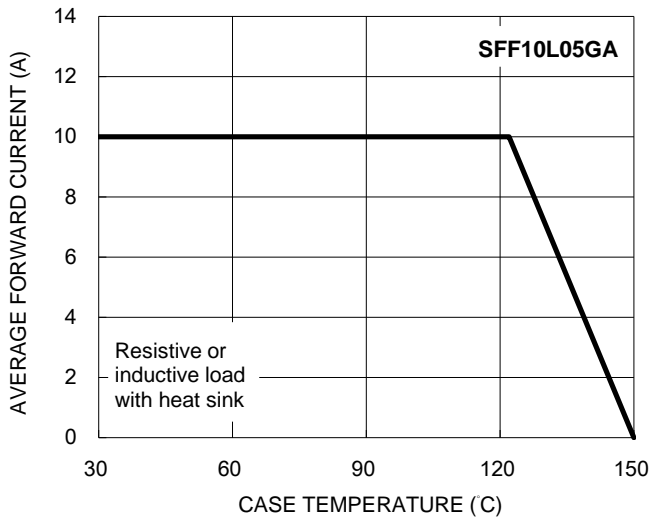
**Fig4. Typical Forward Characteristics**



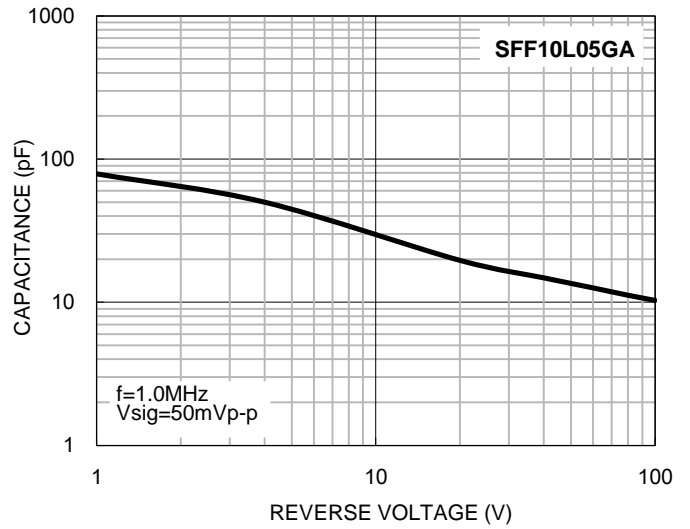
**CHARACTERISTICS CURVES**

( $T_A = 25^\circ\text{C}$  unless otherwise noted)

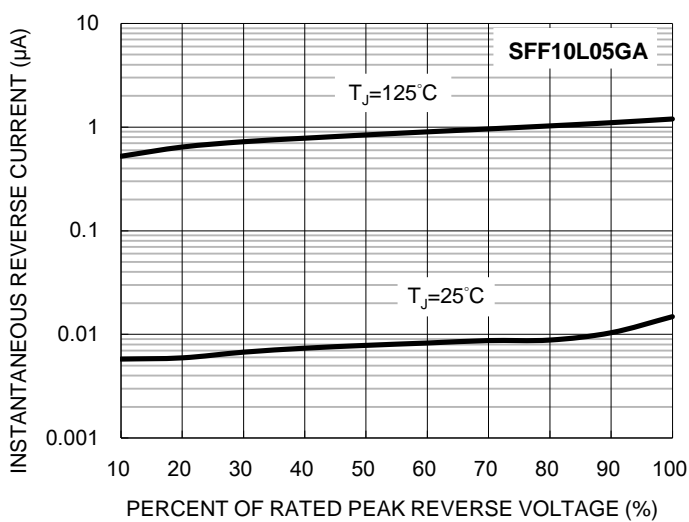
**Fig1. Forward Current Derating Curve**



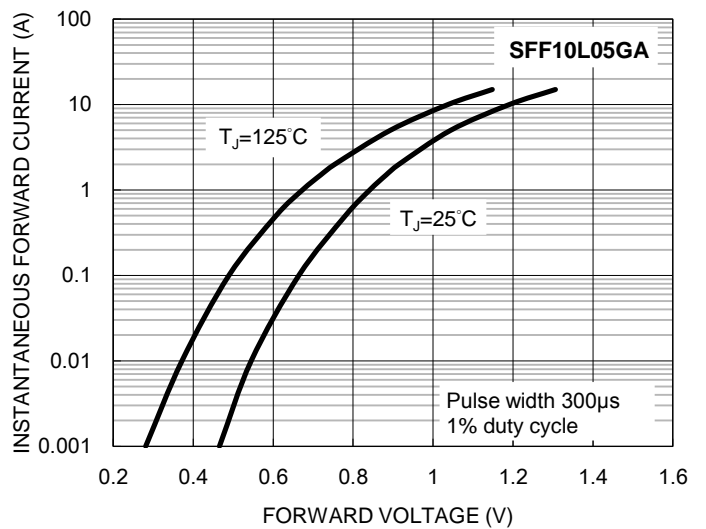
**Fig2. Typical Junction Capacitance**



**Fig3. Typical Reverse Characteristics**



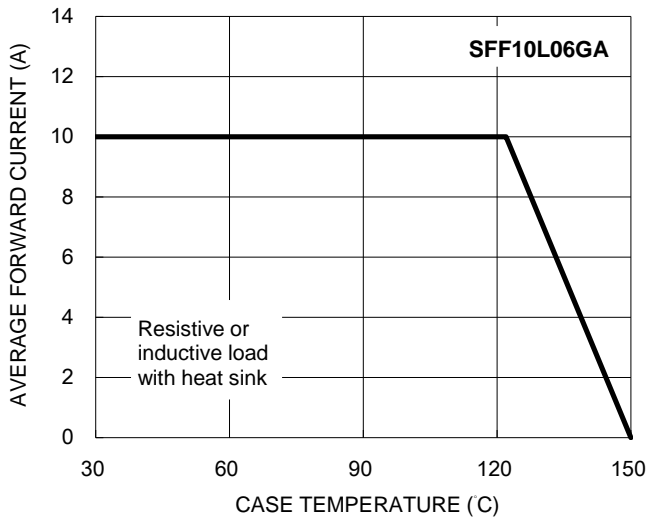
**Fig4. Typical Forward Characteristics**



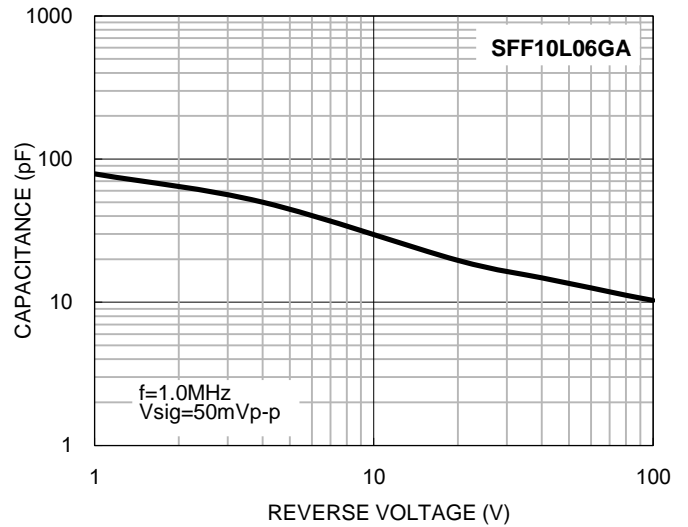
**CHARACTERISTICS CURVES**

( $T_A = 25^\circ\text{C}$  unless otherwise noted)

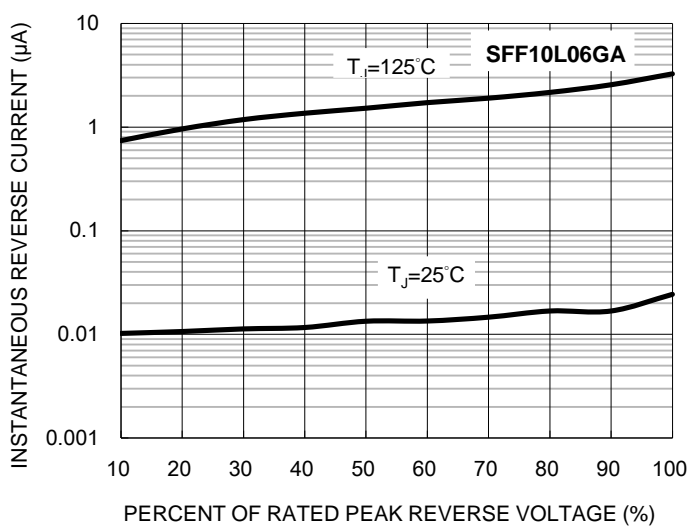
**Fig1. Forward Current Derating Curve**



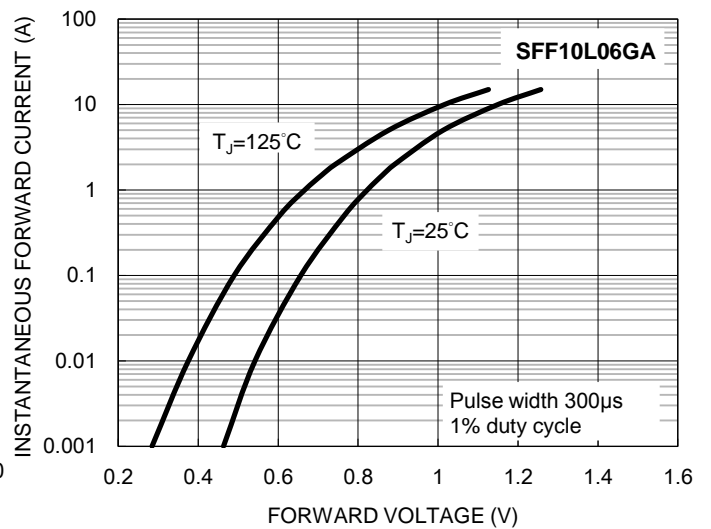
**Fig2. Typical Junction Capacitance**



**Fig3. Typical Reverse Characteristics**



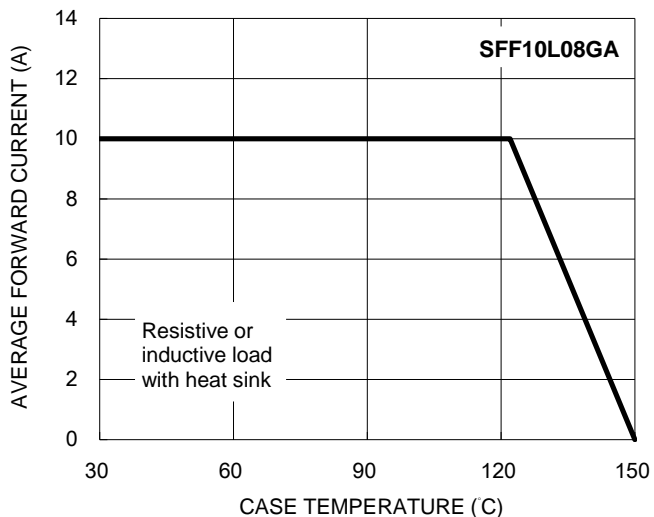
**Fig4. Typical Forward Characteristics**



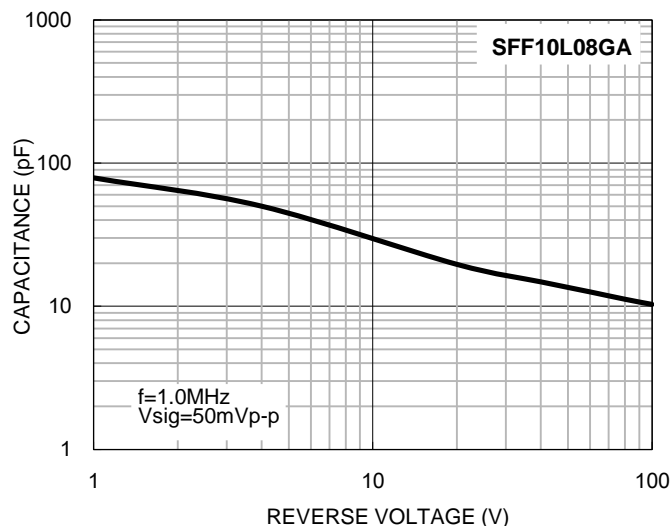
**CHARACTERISTICS CURVES**

( $T_A = 25^\circ\text{C}$  unless otherwise noted)

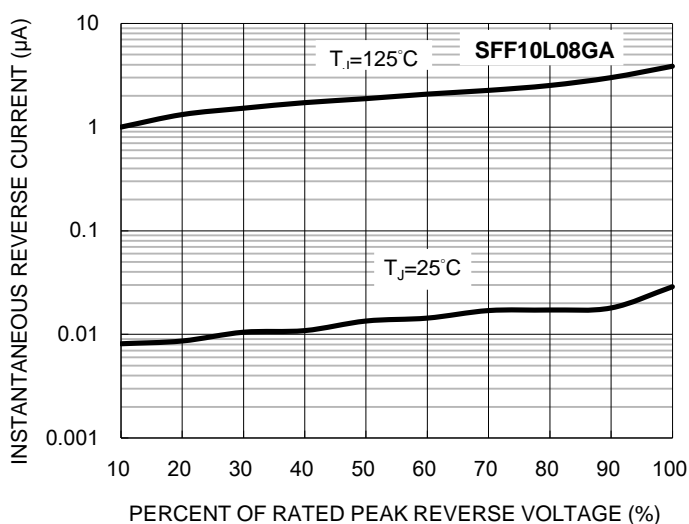
**Fig1. Forward Current Derating Curve**



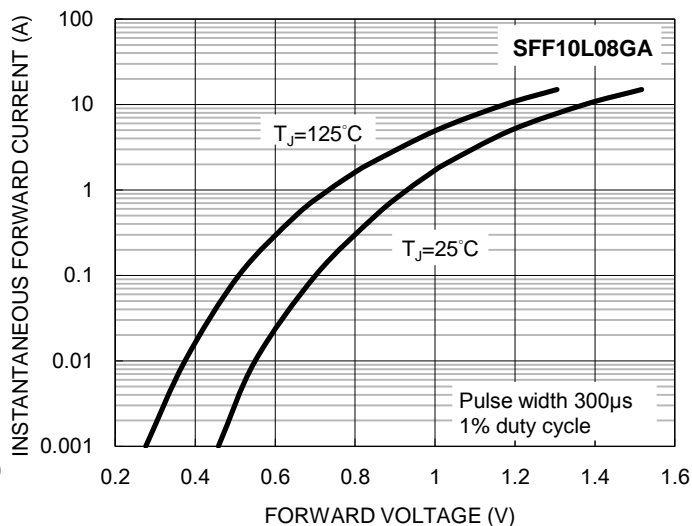
**Fig2. Typical Junction Capacitance**



**Fig3. Typical Reverse Characteristics**

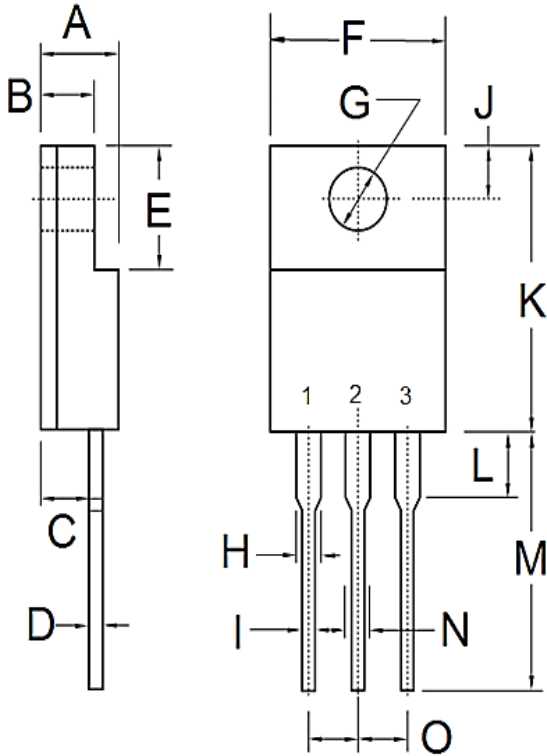


**Fig4. Typical Forward Characteristics**




**PACKAGE OUTLINE DIMENSIONS**

ITO-220AB



DIM.	Unit (mm)		Unit (inch)	
	Min	Max	Min	Max
A	4.30	4.70	0.169	0.185
B	2.50	3.16	0.098	0.124
C	2.30	2.96	0.091	0.117
D	0.46	0.76	0.018	0.030
E	6.30	6.90	0.248	0.272
F	9.60	10.30	0.378	0.406
G	3.00	3.40	0.118	0.134
H	0.95	1.45	0.037	0.057
I	0.50	0.90	0.020	0.035
J	2.40	3.20	0.094	0.126
K	14.80	15.50	0.583	0.610
L	-	4.10	-	0.161
M	12.60	13.80	0.496	0.543
N	-	1.80	-	0.071
O	2.41	2.67	0.095	0.105

**MARKING DIAGRAM**



- P/N = Marking Code
- G = Green Compound
- YWW = Date Code
- F = Factory Code



## Notice

Specifications of the products displayed herein are subject to change without notice. TSC or anyone on its behalf, assumes no responsibility or liability for any errors or inaccuracies.

Information contained herein is intended to provide a product description only. No license, express or implied, to any intellectual property rights is granted by this document. Except as provided in TSC's terms and conditions of sale for such products, TSC assumes no liability whatsoever, and disclaims any express or implied warranty, relating to sale and/or use of TSC products including liability or warranties relating to fitness for a particular purpose, merchantability, or infringement of any patent, copyright, or other intellectual property right.

The products shown herein are not designed for use in medical, life-saving, or life-sustaining applications. Customers using or selling these products for use in such applications do so at their own risk and agree to fully indemnify TSC for any damages resulting from such improper use or sale.



Компания «ЭлектроПласт» предлагает заключение долгосрочных отношений при поставках импортных электронных компонентов на взаимовыгодных условиях!

Наши преимущества:

- Оперативные поставки широкого спектра электронных компонентов отечественного и импортного производства напрямую от производителей и с крупнейших мировых складов;
- Поставка более 17-ти миллионов наименований электронных компонентов;
- Поставка сложных, дефицитных, либо снятых с производства позиций;
- Оперативные сроки поставки под заказ (от 5 рабочих дней);
- Экспресс доставка в любую точку России;
- Техническая поддержка проекта, помощь в подборе аналогов, поставка прототипов;
- Система менеджмента качества сертифицирована по Международному стандарту ISO 9001;
- Лицензия ФСБ на осуществление работ с использованием сведений, составляющих государственную тайну;
- Поставка специализированных компонентов (Xilinx, Altera, Analog Devices, Intersil, Interpoint, Microsemi, Aeroflex, Peregrine, Syfer, Eurofarad, Texas Instrument, Miteq, Cobham, E2V, MA-COM, Hittite, Mini-Circuits, General Dynamics и др.);

Помимо этого, одним из направлений компании «ЭлектроПласт» является направление «Источники питания». Мы предлагаем Вам помощь Конструкторского отдела:

- Подбор оптимального решения, техническое обоснование при выборе компонента;
- Подбор аналогов;
- Консультации по применению компонента;
- Поставка образцов и прототипов;
- Техническая поддержка проекта;
- Защита от снятия компонента с производства.



#### Как с нами связаться

**Телефон:** 8 (812) 309 58 32 (многоканальный)

**Факс:** 8 (812) 320-02-42

**Электронная почта:** [org@eplast1.ru](mailto:org@eplast1.ru)

**Адрес:** 198099, г. Санкт-Петербург, ул. Калинина, дом 2, корпус 4, литера А.