

# Weller Soldering Tips

## Innovative Application Solutions



**Weller**<sup>®</sup>

A comprehensive tip guide

# Original tips guarantee top quality and reduced costs.



## Why Genuine Weller?

### Perfect Solder Joints

**Only genuine Weller tips** are precisely matched with the homogeneous Weller heating system, which offers the production of only the highest quality solder joints.

### High-Cost Efficiency

**Heat Delivery**  
Rapid and stable heat delivery provides a repeatable solder process with a productivity increase of up to 50%.

### Original Top Quality

**Only the Best Materials**  
Silver is used as a superior heat conductor in the heating element, optimizing heat transfer.

**Manufacturer Warranty**  
The Weller warranty can **ONLY** be provided when using original Weller parts.

By using genuine Weller parts, you are automatically assured to be operating with the latest and greatest technology in the soldering industry. The Weller R&D Team is constantly testing and developing new techniques to manufacture the ultimate solder tip. Our efforts result in massive savings in time and operating costs for our valued customers.

## How to identify Genuine Weller tips:

### Seal of Quality

The soldering iron and solder tip packaging bears the "Genuine Weller Seal of Quality."

### Tip Engraving

All original Weller tips are now engraved with the Weller logo and tip part numbers.\*  
Only engraved Weller tips guarantee our highest quality standards.  
\*Effective August 2013



## Precise power, control, and balance.

Weller soldering tips are designed at our world class R&D Center in Germany to meet the latest demands of the market. The Weller soldering tip and high power heating element are combined to form a homogeneous and near "perfect" heating system, providing operators with the highest quality solder joints. Combined with an ergonomically designed iron, this technology offers the "perfect" soldering tool.

Every Weller tip is designed to master a specific application.



High-quality copper optimizes heat transfer to the solder joint.

Galvanized iron coating, maximizes the lifetime of the soldering tip.

Using high-quality, lead-free alloys enhances wettability and prevents oxidation.

Corrosion-resistant nickel coating, bonds the iron layer with the exterior chrome plating.

Premium chrome plating, limits the wetting area for a perfectly defined joint contact.

# Three heater/tip technologies designed to master ALL soldering applications—from the most delicate to the most difficult.



## Active (Integral) Tip Technology

This highly-innovative technology offers ultra precise heating and temperature control specifically designed for micro-soldering applications. The fully-integrated tip cartridge delivers the fastest recovery on the market for fine tips at just a slightly higher tip price. Temperature sensitive and miniature applications are mastered with precision and safety.

- Ultra precise performance
- Extremely accurate tip temperature
- Micro-soldering at its finest
- Fastest heat up and recovery time of all three technologies



- Fastest heat up and recovery on the market
- Excellent reaction time with finest tips
- Optimal for soldering under microscopes
- Rapid hot tip-change; no tool required



RT / RTW

Most delicate and temperature-sensitive applications; for use under microscope; ultra fine tips with fastest heat response and best temp-control; cartridge tips.

RT

WXMP-MS  
WMRP/WMRP-MS



Micro-slim soldering iron; Ideal for microscope work.

RTW

WXMT-MS  
WMRT/WMRT-MS



Micro-tweezers; Ideal for soldering and desoldering very small SMD components.



## Power-Response Technology

The newly improved technology maximizes soldering performance on the most-delicate to the most-difficult applications. A perfect balance between power, response, temperature control and lower tip costs makes this unique technology the most attractive solution for top quality professional soldering designed to meet the highest industry standards.

- Maximum power and response for top performance
- Optimal balance between power, control and operating costs with widest range of tips
- Highest quality soldering standard for wide range of applications



- Maximum power and rapid response
- Optimized sensor position
- Meeting highest industry standards
- Wide tip range with low price point

XNT

SMDs and THTs with very small solder pads and increased heat demand, lower cost, non-cartridge style tips.

XNT

WXP65  
WP65



XT / XHT

Most difficult, high-mass soldering jobs; maximum power with ergonomic iron handle, lower cost, non-cartridge style tips.

XT


WXP120  
WP120



Highest standard performance iron with optimum heating power. Soldering applications from small to large components with higher heat demand required.

XHT

WXP200  
WP200



Highest power soldering iron; ideal for applications with highest mass applications e.g. LED back-panels or RF shields.





# Silver-Line Technology

The low-mass copper tips offer the absolute best heat transfer at the lowest price in our entire range of tips. The **80W** ergonomically designed heating element and pencil type grip make this technology the top performer for universal soldering applications where tip price is a deciding factor.

- Ultra precise performance
- Extremely accurate tip temperature
- Micro- to macro-soldering at its finest



LT

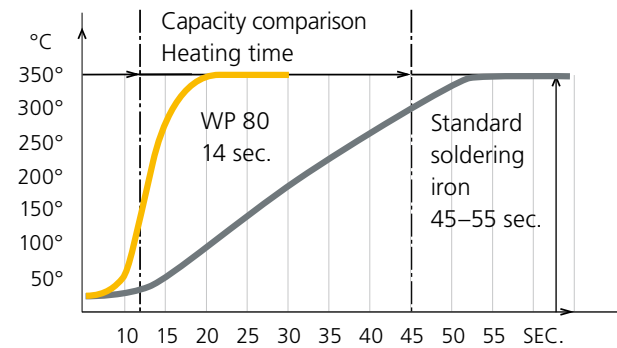
Universal SMD and THT applications both small and large; low mass silver tips offer absolute best heat transfer at lowest price in entire tip range; non-cartridge style tips.

LT

WSP80  
WP80



80W, 24V



Effective heat transfer via silver core  
Fast ramp up and recovery  
Designed for universal applications



# Weller heating technologies deliver precise power.

## Three Tip Technologies



Weller heating and tip technologies are designed for specific applications which provide maximum flexibility. No other soldering iron manufacturer in the world offers this much.

Only Weller supplies three different heating and tip technologies to ensure customers always have the absolute best tool for their specific application. Weller's proven technology enables users to finally tackle those difficult or near impossible hand soldering applications. **We help you get your soldering job done better, faster and cheaper!**

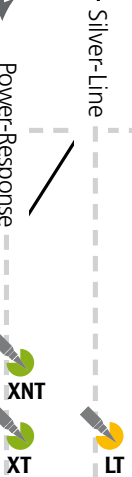


Soldering iron

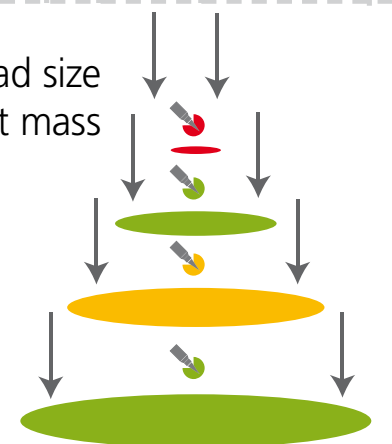


The soldering tip transfers the heat to the solder joint.

Required heat demand



Solder pad size and joint mass



Distance from sensor to solder point

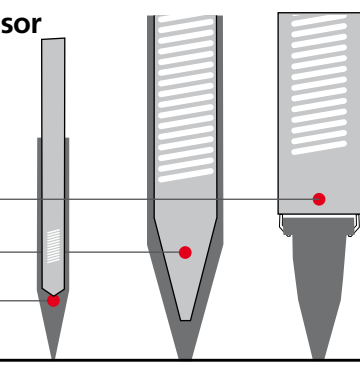
• Sensor position

Silver-Line

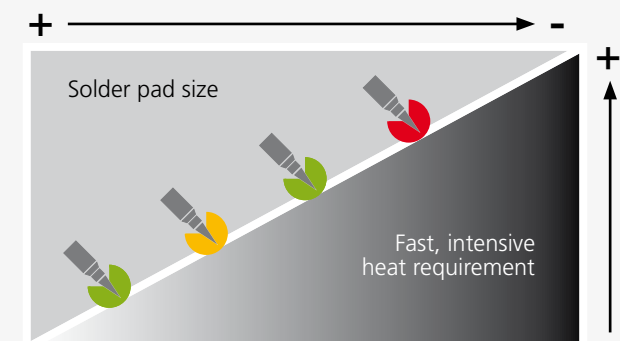
Fast-Response

Active-Tip

Solder point



## Maximum flexibility





# WMRP/WXMP/WMRP-MS/WXMP-MS

Ideal for microscope work; highest performance via active soldering tip; cartridge type tip.

55W Max, 12V



Fastest heat up and recovery on the market  
Excellent reaction time with finest tips  
Optimal for soldering under microscope  
Rapid hot tip-change; no tool required

|         |             |
|---------|-------------|
| WMRP    | T0052917199 |
| WMRP-MS | T0052919299 |
| WXMP    | T0052920399 |
| WXMP-MS | T0052921399 |

## Chisel



| RT        | Ø a mm | b mm | Order number |
|-----------|--------|------|--------------|
| RT 1SC    | 0.4    | 0.15 | T0054461299  |
| RT 1SCNW* | 0.3    | 0.1  | T0054462699  |
| RT 3      | 1.3    | 0.4  | T0054460399  |
| RT 4      | 1.5    | 0.4  | T0054460499  |
| RT 8      | 2.2    | 0.4  | T0054460899  |
| RT 9      | 0.8    | 0.4  | T0054460999  |
| RT 11     | 3.6    | 0.9  | T0054461199  |
| RT 5 30°  | 0.8    | 0.4  | T0054460599  |

| RT-MS       | Ø a mm | b mm | Order number |
|-------------|--------|------|--------------|
| RT 1SCMS    | 0.4    | 0.15 | T0054461599  |
| RT 1SCNWMS* | 0.3    | 0.1  | T0054462671  |
| RT 3MS      | 1.3    | 0.4  | T0054461699  |
| RT 4MS      | 1.5    | 0.4  | T0054461899  |
| RT 8MS      | 2.2    | 0.4  | T0054462299  |
| RT 9MS      | 0.8    | 0.4  | T0054462399  |
| RT 11MS     | 3.6    | 0.9  | T0054463199  |
| RT 5MS 30°  | 0.8    | 0.4  | T0054461999  |
| RT 3XMS 30° | 1.3    | 0.5  | T0054460373  |

## Sloped



| Type     | a mm | Order number |
|----------|------|--------------|
| RT 6 45° | 1.2  | T0054460699  |

| Type       | a mm | Order number |
|------------|------|--------------|
| RT 6MS 45° | 1.2  | T0054462099  |

MS tips: separate ground

\* non wettable


## Conical



| RT      | Ø a mm | Order number |
|---------|--------|--------------|
| RT 1    | 0.2    | T0054460199  |
| RT 1NW* | 0.1    | T0054462599  |
| RT 2    | 0.8    | T0054460299  |
| RT 15   | .75    | T0054460271  |

| RT-MS       | Ø a mm | Order number |
|-------------|--------|--------------|
| RT 1MS      | 0.2    | T0054461499  |
| RT 1NWMS*   | 0.1    | T0054462571  |
| RT 2MS      | 0.8    | T0054461799  |
| RT 12MS 25° | 0.5    | T0054463299  |
| RT 13MS 30° | 0.4    | T0054463399  |
| RT 14MS     | 0.4    | T0054460173  |
| RT 15MS     | .75    | T0054460273  |

## Gull wing



| Type   | Ø a mm | b mm | Order number |
|--------|--------|------|--------------|
| RT10GW | 1.2    | 2.0  | T0054461099  |

| Type     | Ø a mm | b mm | Order number |
|----------|--------|------|--------------|
| RT10GWMS | 1.2    | 2.0  | T0054462499  |

## Knife



| Type     | Ø a mm | Order number |
|----------|--------|--------------|
| RT 7 45° | 2.2    | T0054460799  |

| Type       | Ø a mm | Order number |
|------------|--------|--------------|
| RT 7MS 45° | 2.2    | T0054462199  |

MS tips: separate ground

## Measuring tip

| Type          | Order number |
|---------------|--------------|
| Measuring tip | K1101        |

\* non-wettable



## WXMT/WMRT/WXMT-MS/WMRT-MS

Ultra slim tweezers; ideal for soldering and desoldering very small SMD components; cartridge type tips.

2 x 40W, 12V

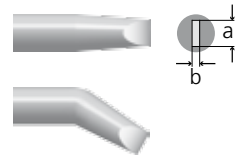


Fastest heat up and recovery on the market  
Excellent reaction time with finest tips  
Optimal for soldering under microscope  
Rapid hot tip-change; no tool required

|         |             |
|---------|-------------|
| WMRT    | T0051317299 |
| WMRT-MS | T0051317599 |
| WXMT    | T0051317799 |
| WXMT-MS | T0051317999 |

RTW = tweezers


Chisel



| RTW       | Ø a mm | b mm | Order number                 |
|-----------|--------|------|------------------------------|
| RTW 2 45° | 0.7    | 0.4  | T0054465299                  |
| RTW 3 45° | 3.0    | 1.0  | T0054465399                  |
| RTW 4 45° | 6.0    | 1.0  | T0054465499                  |
| RTW 9     | 3.0    | 1.0  | T0054466699 <span>NEW</span> |
| RTW 11    | 6.0    | 1.0  | T0054466799 <span>NEW</span> |
| RTW10     | 10.0   | 1.0  | T0054466899 <span>NEW</span> |
| RTW 8     | 1.3    | 0.4  | T0054466499 <span>NEW</span> |

| RTW-MS      | Ø a mm | b mm | Order number                 |
|-------------|--------|------|------------------------------|
| RTW 2MS45°  | 0.7    | 0.4  | T0054465799                  |
| RTW 3MS 45° | 3.0    | 1.0  | T0054465899                  |
| RTW 4MS 45° | 6.0    | 1.0  | T0054465999                  |
| RTW 9MS     | 3.0    | 1.0  | T0054466999 <span>NEW</span> |
| RTW 11MS    | 6.0    | 1.0  | T0054467099 <span>NEW</span> |
| RTW10MS     | 10.0   | 1.0  | T0054467199 <span>NEW</span> |
| RTW 8MS     | 1.3    | 0.4  | T0054466599 <span>NEW</span> |
| RTW 7NWMS*  | 0.8    | 0.4  | T0054466371 <span>NEW</span> |

Conical



| Type         | Ø a mm | Order number |
|--------------|--------|--------------|
| RTW 1 45°    | 0.4    | T0054465199  |
| RTW 6NW* 45° | 0.2    | T0054465699  |

| Type           | Ø a mm | Order number |
|----------------|--------|--------------|
| RTW 1MS 45°    | 0.4    | T0054465599  |
| RTW 6NWMS* 45° | 0.2    | T0054465671  |

MS tips: separate ground

\* non wettable

## WXP65/WP65

Perfect choice where Active-Tip above lacks sufficient power; lower cost, non-cartridge style tips.

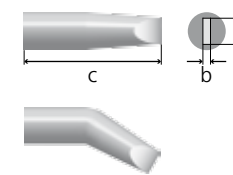
65W, 24V



Maximum power and rapid response  
Optimized sensor position  
Meeting highest industry standards

|       |             |
|-------|-------------|
| WXP65 | T0052921199 |
| WP65  | T0052921599 |

Chisel



| XNT        | Ø a mm | b mm | c mm | Order number                 |
|------------|--------|------|------|------------------------------|
| XNT 1SCNW* | 0.3    | 0.1  | 27.0 | T0054488199 <span>NEW</span> |
| XNT 1SC    | 0.4    | 0.15 | 27.0 | T0054486299                  |
| XNT H      | 0.8    | 0.4  | 28.0 | T0054485999                  |
| XNT K      | 1.2    | 0.4  | 28.0 | T0054486099                  |
| XNT A      | 1.6    | 0.4  | 28.0 | T0054485199                  |
| XNT 6      | 1.6    | 0.4  | 29.5 | T0054485699                  |
| XNT B      | 2.4    | 0.8  | 27.0 | T0054485799                  |

Sloped



| Type       | a mm | Order number                 |
|------------|------|------------------------------|
| XNT 4 45°  | 1.2  | T0054485599                  |
| XNT AA 45° | 1.6  | T0054488499 <span>NEW</span> |
| XNT BB 45° | 2.4  | T0054488599 <span>NEW</span> |

| Type       | Ø a mm | b mm | c mm | Order number                 |
|------------|--------|------|------|------------------------------|
| XNT C      | 3.2    | 0.8  | 27.0 | T0054485899                  |
| XNT D      | 4.0    | 0.8  | 28.0 | T0054485399                  |
| XNT HX 45° | 0.8    | 0.4  | 36.5 | T0054487399                  |
| XNT 4X 45° | 1.2    | 0.4  | 34.6 | T0054487499                  |
| XNT AX 45° | 1.6    | 0.8  | 28.0 | T0054486499                  |
| XNT BX 45° | 2.4    | 0.8  | 36.5 | T0054488299 <span>NEW</span> |
| XNT MX 45° | 3.2    | 0.8  | 37.5 | T0054488399 <span>NEW</span> |

| Type       | a mm | Order number                 |
|------------|------|------------------------------|
| XNT CC 45° | 3.2  | T0054488699 <span>NEW</span> |
| XNT F 45°  | 1.2  | T0054488799 <span>NEW</span> |

\* non-wettable



### Conical



| XNT    |  | Ø a mm | c mm | Order number |
|--------|--|--------|------|--------------|
| XNT 1  |  | 0.5    | 27.0 | T0054485099  |
| XNT 1L |  | .02    | 42.8 | T0054487199  |

### Knife



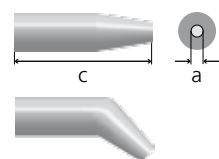
| Type   | Ø a mm | c mm | Order number |
|--------|--------|------|--------------|
| XNT KN | 2.0    | 33.0 | T0054486399  |

### Gull wing



| Type       | b mm | c mm | Order number |
|------------|------|------|--------------|
| XNT GW 45° | 2.0  | 33.0 | T0054485499  |

### Round



| Type   | Ø a mm | c mm | Order number |
|--------|--------|------|--------------|
| XNT 1S | 0.2    | 28.5 | T0054485299  |
| XNT AS | 1.6    | 29.5 | T0054486999  |
| XNT L  | 2.0    | 37.5 | T0054486699  |
| XNT CS | 3.2    | 29.5 | T0054487099  |

### SMT

| Type       | Ø a mm | b mm | c mm | Order number |
|------------|--------|------|------|--------------|
| XNT SMT 01 | 10.4   | 0.6  | 7.1  | T0054487699  |
| XNT SMT 02 | 16.8   | 0.6  | 7.1  | T0054487799  |

### Accessories

| Type          | Ø a mm | c mm | Order number |
|---------------|--------|------|--------------|
| Measuring tip |        |      | K1131        |
| XNT Screw M4  |        | 26.0 | T0054487999  |

\* non wettable

| Type  | Ø a mm | c mm | Order number |
|-------|--------|------|--------------|
| XNT S | 0.4    | 37.5 | T0054486899  |

| Type         | b mm | c mm | Order number |
|--------------|------|------|--------------|
| XNT GW 1 45° | 1.5  | 27.5 | T0054488099  |

| Type         | Ø a mm | c mm | Order number |
|--------------|--------|------|--------------|
| XNT M        | 3.2    | 37.5 | T0054486799  |
| XNT 1LX 45°  | 0.2    | 36.5 | T0054487299  |
| XNT 1X 45°   | 0.4    | 28.0 | T0054486599  |
| XNT 1SLX 45° | 0.4    | 39.5 | T0054487599  |

| Type       | Ø a mm | b mm | c mm | Order number |
|------------|--------|------|------|--------------|
| XNT SMT 03 | 20.8   | 0.6  | 7.1  | T0054487899  |

| Type                 | Order number |
|----------------------|--------------|
| Barrel               | T0058765758  |
| Barrel for bent tips | T0058765767  |



## WSP80/WP80

Universal SMD and THT applications both small and large; lowest cost, non-cartridge style tips in entire range.

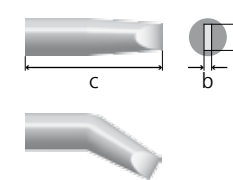
80W, 24V



Effective heat transfer via best material silver core  
Fast ramp up and recovery  
Designed for universal applications

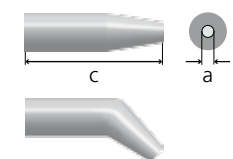
WSP80 WP80  
WSP80 T0052918099

### Chisel



| LT        |  | Ø a mm | b mm | c mm | Order number |
|-----------|--|--------|------|------|--------------|
| LT 1SC    |  | 0.4    | 0.15 | 15.0 | T0054449499  |
| LT 1SCNW* |  | 0.3    | 0.1  | 15.0 | T0054449799  |
| LT A      |  | 1.6    | 0.7  | 12.5 | LT A         |
| LT ASL    |  | 1.6    | 0.45 | 12.5 | T0054451699  |
| LT B      |  | 2.4    | 0.8  | 12.5 | LT B         |
| LT BSL    |  | 2.4    | 0.45 | 12.5 | T0054451799  |
| LT H      |  | 0.8    | 0.4  | 12.5 | LT H         |
| LT HSL    |  | 0.8    | 0.4  | 12.5 | T0054451899  |
| LT C      |  | 3.2    | 0.8  | 12.5 | LT C         |
| LT D      |  | 4.6    | 0.8  | 12.5 | LT D         |

### Round



| Type     | Ø a mm | c mm | Order number |
|----------|--------|------|--------------|
| LT 1S    | 0.2    | 15.0 | LT 1S        |
| LT 1SNW* | 0.1    | 15.0 | T0054449699  |
| LT 1SA   | 0.5    | 15.0 | T0054448899  |
| LT 1     | 0.25   | 13.0 | LT 1         |
| LT 1LNW* | 0.1    | 25.4 | T0054449899  |

\* non-wettable

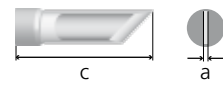
| Type       | Ø a mm | b mm | c mm | Order number |
|------------|--------|------|------|--------------|
| LT DLL     | 4.6    | 1.2  | 12.5 | T0054444899  |
| LT K       | 1.2    | 0.4  | 20.0 | LT K         |
| LT L       | 2.0    | 1.0  | 20.0 | LT L         |
| LT M       | 3.2    | 1.2  | 20.0 | LT M         |
| LT HX 30°  | 0.8    | 0.4  | 17.5 | LT HX        |
| LT ALX 30° | 1.6    | 0.7  | 17.5 | LT ALX       |
| LT BX 30°  | 2.4    | 0.8  | 17.5 | T0054444299  |
| LT AX 30°  | 1.6    | 0.8  | 14.1 | LT AX        |
| LT 4X 30°  | 1.2    | 0.4  | 17.2 | LT 4X        |
| LT MX 30°  | 3.2    | 1.2  | 20.0 | T0054446999  |

| Type        | Ø a mm | c mm | Order number |
|-------------|--------|------|--------------|
| LT 1A       | 0.5    | 13.0 | T0054448999  |
| LT AS       | 1.6    | 12.5 | LT AS        |
| LT CS       | 3.2    | 12.5 | LT CS        |
| LT 1SLX 30° | 0.4    | 22.0 | LT 1SLX      |
| LT 1X 30°   | 0.4    | 13.0 | LT 1X        |



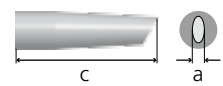


### Knife



| LT           |  | Ø a mm | c mm | Order number |
|--------------|--|--------|------|--------------|
| LT KN        |  | 2.0    | 16.5 | LTKN         |
| LT KN SL 45° |  | 2.0    | 16.5 | T0054451999  |

### Sloped



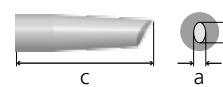
| Type      | a mm | c mm | Order number |
|-----------|------|------|--------------|
| LT 4 45°  | 1.2  | 15.0 | T0054443999  |
| LT F 45°  | 1.2  | 12.5 | LTF          |
| LT AA 60° | 1.6  | 12.5 | LTAA60SK1407 |
| LT BB 60° | 2.4  | 17.0 | T0054444499  |
| LT BB 45° | 2.4  | 17.0 | T0054448499  |
| LT CC 60° | 3.2  | 17.0 | T0054444599  |
| LT CC 45° | 3.2  | 17.0 | T0054448599  |

### Conical



| Type     | Ø a mm | c mm | Order number |
|----------|--------|------|--------------|
| LT 1L    | 0.2    | 25.4 | LT1L         |
| LT 1LNW* | 0.1    | 25.4 | T0054449899  |
| LT S     | 0.4    | 21.0 | LTS          |

### Gull wing



| Type       | Ø a mm | b mm | c mm | Order number |
|------------|--------|------|------|--------------|
| LT GW1 45° | 2.3    | 3.2  | 17.8 | LGTW         |
| LT GW2 45° | 3.5    | 4.8  | 17.8 | T0054451199  |

### Accessories

| Type                     | a mm | c mm | Order number |
|--------------------------|------|------|--------------|
| Measuring tip WSP80      |      |      | K181         |
| Screw M4 external thread | 8.0  |      | T0054444999  |
| ET-LT Adapter            |      |      | T0058720781  |

\* non wettable

| Type        | a mm | c mm | Order number |
|-------------|------|------|--------------|
| LT DD 45°   | 4.0  | 20.0 | T0054447899  |
| LT DD 45° A | 4.6  | 17.0 | T0054448699  |
| LT 11CP 45° | 1.2  | 15.0 | T0054442171  |
| LT 22CP 45° | 2.0  | 20.0 | T0054440873  |
| LT 33CP 45° | 3.0  | 20.0 | T0054440877  |
| LT 44CP 45° | 4.0  | 20.0 | T0054440881  |

| Type       | Ø a mm | c mm | Order number |
|------------|--------|------|--------------|
| LT T       | 0.6    | 13.0 | T0054448299  |
| LT O       | 0.8    | 17.0 | T0054448199  |
| LT 1LX 35° | 0.2    | 25.4 | LT1LX        |



## WXP120/WP120

120 watt highest standard performance iron; perfect choice, lower cost, non-cartridge style tips.

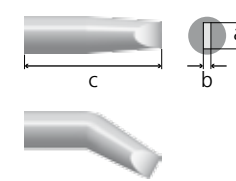
120W, 24V



Maximum power and rapid response  
Optimized sensor position  
Meeting highest industry standards

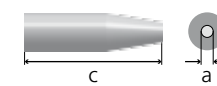
WXP120 T0052920199  
WP120 T0052919399

### Chisel




| XT      |  | Ø a mm | b mm | c mm | Order number |
|---------|--|--------|------|------|--------------|
| XT H    |  | 0.8    | 0.4  | 36.5 | T0054471399  |
| XT M    |  | 3.2    | 1.2  | 36.0 | T0054470299  |
| XT A    |  | 1.6    | 0.7  | 36.5 | T0054470399  |
| XT AL   |  | 1.6    | 1.0  | 39.5 | T0054470199  |
| XT ASL  |  | 1.6    | 0.45 | 36.5 | T0054474099  |
| XT M    |  | 3.2    | 1.2  | 39.5 | T0054470299  |
| XT B    |  | 2.4    | 0.8  | 36.0 | T0054470499  |
| XT B SL |  | 2.4    | 0.45 | 36.0 | T0054474199  |
| XT B SL |  | 2.5    | 0.8  | 36.3 | T0054473899  |
| XT C    |  | 3.2    | 0.8  | 36.0 | T0054470599  |

### Round



| Type  | Ø a mm | c mm | Order number |
|-------|--------|------|--------------|
| XT BS | 2.4    | 36.5 | T0054471599  |
| XT CS | 3.2    | 36.5 | T0054471699  |

### Sloped



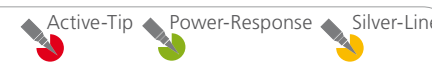
| Type      | a mm | c mm | Order number |
|-----------|------|------|--------------|
| XT F 30°  | 1.2  | 36.5 | T0054471899  |
| XT AA 60° | 1.6  | 36.5 | T0054470899  |
| XT BB 45° | 2.4  | 36.5 | T0054470999  |
| XT CC 45° | 3.2  | 36.5 | T0054471099  |

\* non-wettable

| Type      | Ø a mm | b mm | c mm | Order number |
|-----------|--------|------|------|--------------|
| XT D      | 4.6    | 0.8  | 34.5 | T0054470699  |
| XT CSL    | 3.2    | 0.45 | 36.0 | T0054474299  |
| XT E      | 5.9    | 1.2  | 34.5 | T0054470799  |
| XT DL     | 4.6    | 0.8  | 39.5 | T0054473699  |
| XT MX     | 3.2    | 0.8  | 53.5 | T0054474599  |
| XT HX     | 0.8    | 0.4  | 51.5 | T0054473799  |
| XT AX 30° | 1.6    | 0.7  | 51.5 | T0054474399  |
| XT BX 30° | 2.4    | 0.8  | 51.5 | T0054474499  |

| Type  | Ø a mm | c mm | Order number |
|-------|--------|------|--------------|
| XT DS | 5.0    | 34.5 | T0054471799  |

| Type          | a mm | c mm | Order number |
|---------------|------|------|--------------|
| XT DDH 45 45° | 4.0  | 40.5 | T0054473099  |
| XT D 45°      | 5.0  | 40.5 | T0054472199  |
| XT AA 60°     | 1.6  | 36.5 | T0054470899  |







### Gull wing

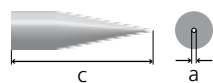


| XT |            | Ø a mm | b mm | c mm | Order number |
|----|------------|--------|------|------|--------------|
|    | XT GW1 45° | 2.3    | 3.2  | 36.5 | T0054471299  |
|    | XT GW2 45° | 3.5    | 4.8  | 36.5 | T0054473599  |

### Knife

| Type | Ø a mm | c mm | Order number |
|------|--------|------|--------------|
|      | 2.0    | 45.0 | T0054471199  |

### Conical



| Type | Ø a mm | c mm | Order number |
|------|--------|------|--------------|
|      | 1.0    | 36.5 | T0054471499  |

### Accessories

| Type                           | a mm | c mm | Order number |
|--------------------------------|------|------|--------------|
| Measuring tip (For the WP120)  |      |      | K1121        |
| Measuring tip (For the WXP120) |      |      | K1141        |
| XT Adapter M4                  |      | 36.0 | T0054471999  |
| XT Adapter M5                  |      | 36.0 | T0054472099  |

| Type | Ø a mm | b mm | c mm | Order number |
|------|--------|------|------|--------------|
|      | 0.8    | 0.9  | 41.5 | T0054473999  |

| Type                 | Order number                           |
|----------------------|--|
| Barrel               | WXP 120 WP 120 T0058765711 T0058763709 |
| Barrel for bent tips | WXP 120 WP 120 T0058765766 T0058765802 |

Maximum power and rapid response  
Optimized sensor position  
Meeting highest industry standards




## WXP200/WP200

**Highest power 200W** soldering iron; ideal for highest mass applications e.g. LED back-panels or RF shields.

200W, 24V



### Chisel



| XHT |       | Ø a mm | b mm | c mm | Order number |
|-----|-------|--------|------|------|--------------|
|     | XHT C | 3.2    | 1.2  | 48.0 | T0054480499  |
|     | XHT D | 5.0    | 1.2  | 48.0 | T0054480199  |

| Type | Ø a mm | b mm | c mm | Order number |
|------|--------|------|------|--------------|
|      | 7.6    | 1.5  | 48.0 | T0054480299  |
|      | 9.3    | 2.0  | 48.0 | T0054480599  |

Custom tips available upon request.



# Why Weller dry cleaning?

- Excellent cleaning results
- Soldering tip is cleaned yet remains wetted
- Aggressive flux residues are removed
- Prevents oxidation of the soldering tip
- Low temperature shock-vs-wet sponge
- Helps extend soldering tip lifetime



Weller®

## Weller WDC/WDC2 Dry Cleaner



Dry cleaner with brass or steel wool—recommended for dry cleaning of soldering tips using the WDC dry cleaner with brass wool. The solder tip is cleaned and flux residues are removed while tip remains wetted.  
Order number: T0051512499-WDC  
T0051512599-WDC2



Find out how to use the WDC dry cleaner correctly on our youtube channel: visit [www.youtube.com/wellersoldering](http://www.youtube.com/wellersoldering)



## WPB1 Cold-Tip Polishing Bar



Cleans and renews the soldering tip surface. Clean the tip only when it is COLD to prevent tip damage.  
Order number: WPB1

## Weller Hot-Tip Activator



For re-activation or re-wetting of dark, oxidized soldering tip, clean the tip in the activator while the tip is still HOT.  
Order number: T0051303199

## WHP20 Preheating Plate



Supplies additional heat energy to the PCB being soldered. This protects the board from partial overheating and allows the use of much lower, safer solder tip temperatures. Extended tip lifetime is the cost benefit.  
Order number: WHP200

## Tip Recycle Box



Weller Tip Recycling Box for two rounds of used tips.  
Order number: T550729

# How to extend the lifetime of your original Weller soldering tips.

The critical quality component in a soldering process is the soldering tip—which must transfer heat to the joint effectively and reliably. Improper care of the tips can result in quality loss and costly soldering issues. To prevent such problems and unnecessary waste, original Weller products and tips are recommended at all times.

Weller WD, WR, and WX series stations as well as the Stop & Go Safety Rest enable you to use devices in standby mode to protect the soldering tip and save energy.



Weller tips and accessories



\*LED Light Ring



Standby/auto-off



Stop & Go Safety Rest with dry cleaner accessories

# Weller®

\*Automatic Energy Saving Mode with visual process control via blue LED light ring. (Light on = heater on, light off = heater off)

# Resources for the future.

## CARE ABOUT THE ENVIRONMENT?

Weller does and we want you to work with us to make it better.

Weller is a committed supporter of actions that help to protect our environment and to conserve its natural resources.

To this end, Weller is launching a recycling initiative for old, used soldering tips. By recycling the copper and iron from used tips, we can make a real contribution towards helping the environment and preserving its natural resources.

## HOW IT WORKS:

In the United States? We want you to collect your worn out soldering tips, all types from all manufacturers, send them to us and we will arrange for their environmentally safe recycling.

This will benefit the environment but it will also benefit you because for every 2 lbs. of worn out tips you send to us you will receive a \$75.00 voucher to be used against your next purchase of Weller Brand tips.

Get involved with Weller and the environment will profit and so will you.

Please send the full TIP RECYCLING BOX to the address on the box or to:  
Weller Tools  
1000 Lufkin Road  
Apex, NC 27539 USA



Need a new box? Contact us.



# Weller®

#### USA

Apex Tool Group, LLC  
100 Lufkin Road  
Apex, NC 27539  
Tel: +1 (800) 688 8949  
Fax: +1 (800) 234 0472

#### CANADA

Apex Tools – Canada  
7361 Bath Road  
Mississauga, Ontario L4T 3T1  
Tel: +1 (905) 673 4400  
Fax: +1 (905) 673 4408

#### GERMANY

Weller Tools GmbH  
Carl-Benz-Straße 2  
74354 Besigheim  
Tel: +49 (0)7143 580-0  
Fax: +49 (0)7143 580-108

#### GREAT BRITAIN

Apex Tool Group (UK Operations)  
Ltd  
4th Floor Pennine House  
Washington, Tyne & Wear  
NE37 1LY  
Tel: +44 (0) 191 419 7700  
Fax: +44 (0) 191 417 9421

#### FRANCE

Apex Tool Group S.N.C.  
25 Avenue Maurice Chevalier B.P. 46  
77832 Ozoir-la-Ferrière Cedex  
Tel: +33 (0) 1.64.43.22.00  
Fax: +33 (0) 1.64.43.21.62

#### ITALY

Apex Tool S.r.l.  
Viale Europa 80  
20090 Cusago (MI)  
Tel: +39 (02)9033101  
Fax: +39 (02)90394231

#### SWITZERLAND

Apex Tool Switzerland Sàrl  
Rue de la Roselière 12  
1400 Yverdon-les-Bains  
Tel: +41 (0) 24 426 12 06  
Fax: +41 (0) 24 425 09 77

#### CHINA

Apex Tool Group  
A-8 building  
No. 38 Dongsheng Road  
Heqing Industrial Park, Pudong  
Shanghai PRC 201201  
Tel: +86 (21)60880288  
Fax: +86 (21)60880289

#### AUSTRALIA

Apex Tools  
P.O. Box 366  
519 Nurigong Street  
Albury, N.S.W. 2640  
Australia  
Tel: +61 (2)6058-0300  
Fax: +61 (2)6021-7403

#### SOUTH EAST ASIA

Apex Power Tools India Pvt Ltd  
Gala No. 1, Plot No. 5  
S.No. 234, 235 & 245  
India land Global Industrial Park.  
(Next to Tata Johnson Control)  
Taluka- Mulsi , Phase -I  
Hinjawadi Pune (411057)  
Maharashtra, India  
toolsindia@apextoolgroup.com

[weller-tools.com](http://weller-tools.com)

© 2013 Apex Tool Group, LLC | 1000 Lufkin Road | Apex, NC 27539 | [weller-na@weller-tools.com](mailto:weller-na@weller-tools.com)

ATG-1388 | ITEM No. T550879 | 7.5m 6/13 CG | Specifications subject to change without notice.





Компания «ЭлектроПласт» предлагает заключение долгосрочных отношений при поставках импортных электронных компонентов на взаимовыгодных условиях!

Наши преимущества:

- Оперативные поставки широкого спектра электронных компонентов отечественного и импортного производства напрямую от производителей и с крупнейших мировых складов;
- Поставка более 17-ти миллионов наименований электронных компонентов;
- Поставка сложных, дефицитных, либо снятых с производства позиций;
- Оперативные сроки поставки под заказ (от 5 рабочих дней);
- Экспресс доставка в любую точку России;
- Техническая поддержка проекта, помощь в подборе аналогов, поставка прототипов;
- Система менеджмента качества сертифицирована по Международному стандарту ISO 9001;
- Лицензия ФСБ на осуществление работ с использованием сведений, составляющих государственную тайну;
- Поставка специализированных компонентов (Xilinx, Altera, Analog Devices, Intersil, Interpoint, Microsemi, Aeroflex, Peregrine, Syfer, Eurofarad, Texas Instrument, Miteq, Cobham, E2V, MA-COM, Hittite, Mini-Circuits, General Dynamics и др.);

Помимо этого, одним из направлений компании «ЭлектроПласт» является направление «Источники питания». Мы предлагаем Вам помощь Конструкторского отдела:

- Подбор оптимального решения, техническое обоснование при выборе компонента;
- Подбор аналогов;
- Консультации по применению компонента;
- Поставка образцов и прототипов;
- Техническая поддержка проекта;
- Защита от снятия компонента с производства.



#### Как с нами связаться

**Телефон:** 8 (812) 309 58 32 (многоканальный)

**Факс:** 8 (812) 320-02-42

**Электронная почта:** [org@eplast1.ru](mailto:org@eplast1.ru)

**Адрес:** 198099, г. Санкт-Петербург, ул. Калинина, дом 2, корпус 4, литера А.