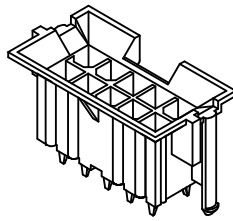
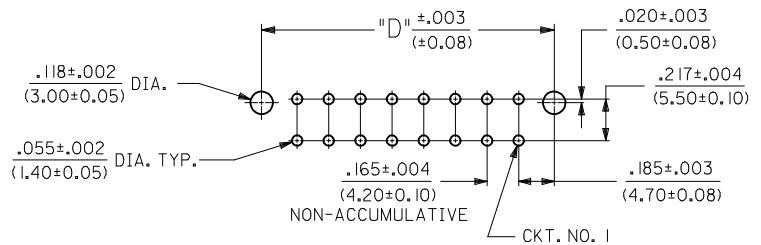
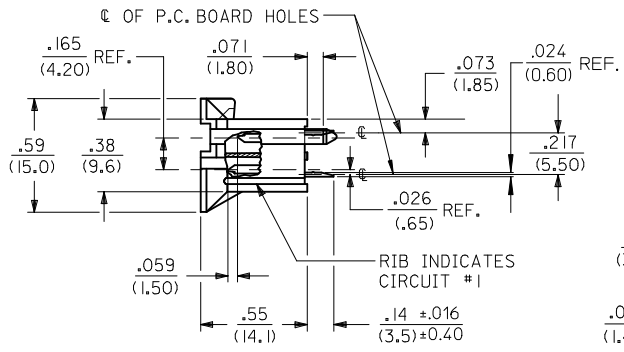
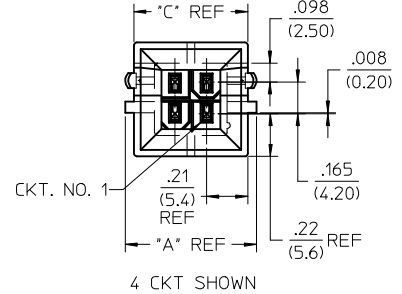


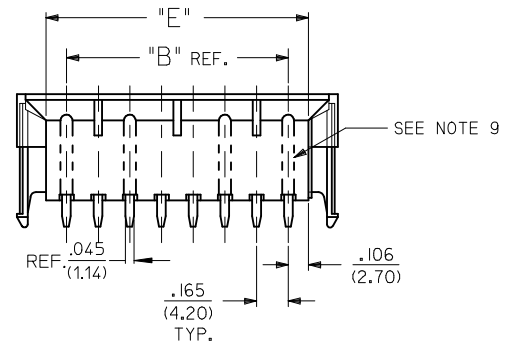
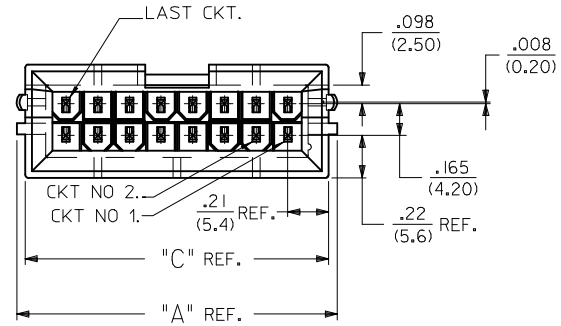
CIRCUIT SIZE	DIM. "A"	DIM. "B"	DIM. "C"	DIM. "D"	DIM. "E"
2	.520 (13.20)	—	.425 (10.80)	.370 (9.40)	.21 (5.4)
4	.685 (17.40)	.17 (4.2)	.590 (15.00)	.535 (13.60)	.38 (9.6)
6	.850 (21.60)	.33 (8.4)	.756 (19.20)	.701 (17.80)	.54 (13.8)
8	1.016 (25.80)	.50 (12.6)	.921 (23.40)	.866 (22.00)	.71 (18.0)
10	1.181 (30.00)	.66 (16.8)	1.087 (27.60)	1.031 (26.20)	.87 (22.2)
12	1.346 (34.20)	.83 (21.0)	1.252 (31.80)	1.197 (30.40)	1.04 (26.4)
14	1.512 (38.40)	.99 (25.2)	1.417 (36.00)	1.362 (34.60)	1.20 (30.6)
16	1.677 (42.60)	1.16 (29.4)	1.583 (40.20)	1.528 (38.80)	1.37 (34.8)
18	1.843 (46.80)	1.32 (33.6)	1.748 (44.40)	1.693 (43.00)	1.54 (39.0)
20	2.008 (51.00)	1.49 (37.8)	1.913 (48.60)	1.858 (47.20)	1.70 (43.2)
22	2.173 (55.20)	1.65 (42.0)	2.079 (52.80)	2.024 (51.40)	1.87 (47.4)
24	2.339 (59.40)	1.82 (46.2)	2.244 (57.00)	2.189 (55.60)	2.03 (51.6)



- NOTES:
- MATERIAL:  
HOUSING MATERIAL:  
A=NYLON 6/6, UNFILLED UL94 V-2, COLOR: NATURAL  
B=NYLON 6/6, UNFILLED UL94 V-0, COLOR: NATURAL  
TERMINALS: BRASS
  - TERMINAL PLATING:  
A=.000100/(0.00254) MIN. MATTE TIN OVER .000050/(0.00127) MIN. NICKEL  
D=.000100/(0.00254) MIN. BRIGHT TIN OVER .000050/(0.00127) MIN. NICKEL  
E=.000030/(0.00076) MIN. SELECT GOLD AND .000100/(0.00254) MIN. SELECT MATTE TIN OVER .000050/(0.00127) MIN. NICKEL OVERALL
  - PRODUCT SPECIFICATION: PS-5556-002
  - PACKAGING: TRAY PACK PER PK-42440-001
  - PART MATES WITH MINI-FIT RECEPTACLES 5557, 42474,44516 AND BMI HEADER 42385.
  - PART ALLOWS FOR UP TO .100/(2.54) MISALIGNMENT WITH MATING RECEPTACLE IN ANY DIRECTION. SEE MATING CONNECTOR DRAWINGS FOR SPECIFIC ALLOWANCES.
  - THIS PART IS NOT DESIGNED FOR CURRENT SHARING.
  - CONNECTOR ASSEMBLIES ARE NOT TO BE MATED OR UNMATED WHILE CIRCUITS ARE LIVE.
  - RIB LOCATION IS DETERMINED BY MOLD DESIGN FOR MANUFACTURING EASE AND THE LOCATION DOES NOT AFFECT PART FUNCTION OR PERFORMANCE. LOCATION OF RIBS MAY VARY ON PARTS WITHIN MANUFACTURING LOT OR SHIPMENT. THIS DRAWING SHOWS TYPICAL RIB LOCATIONS.
  - PART CONFORMS TO CLASS "B" REQUIREMENTS OF COSMETIC SPECIFICATION PS-45499-002.



RECOMMENDED HOLE LAYOUT FOR .070/(1.78) MAX. THICK P.C. BOARD



ADD 43459-0055 EC NO: UCP2015-1722 DRWN: DFOX 2014/10/23 CHKD: JBEL 2014/10/23 APPR: FSMITH 2014/10/27	QUALITY SYMBOLS ▽=0 ▽=0 ▽=0	GENERAL TOLERANCES (UNLESS SPECIFIED)	DIMENSION STYLE		SCALE 2:1	DESIGN UNITS METRIC	THIRD ANGLE PROJECTION
			mm	INCH			
REV F13	DESCRIPTION	4 PLACES ± --- ± ---	DRAWN BY AFG	DATE 1994/12/07	TITLE 2-24 CKT. VERT. HEADER MINI-FIT B.M.I. MAKE FIRST/BREAK LAST	DOCUMENT NO. SDA-43459-****	SHEET NO. 1 OF 3
		3 PLACES ± --- ± .010	CHECKED BY RJF	DATE 1994/12/07			
		2 PLACES ± 0.25 ± .014	APPROVED BY FSMITH	DATE 2012/05/22			
		1 PLACE ± 0.36 ± ---					
		0 PLACE ± --- ± ---					
		ANGULAR ±1/2°	MATERIAL NO. SEE CHART				
		DRAFT WHERE APPLICABLE MUST REMAIN WITHIN DIMENSIONS	SIZE C		THIS DRAWING CONTAINS INFORMATION THAT IS PROPRIETARY TO MOLEX INCORPORATED AND SHOULD NOT BE USED WITHOUT WRITTEN PERMISSION		

		13		12		11		10		9		8		7		6		5		4		3		2		1				
ITEM NO.	CHARACTERISTIC DESCRIPTION	TERMINAL VERSION REQUIRED AT EACH CIRCUIT LOCATION: (SEE CODES AT RIGHT)																								TERM. CODES FOR CHART AT LEFT				
		1	2	3	4	5	6	7	8	9	10	11	12	13	14	15	16	17	18	19	20	21	22	23	24	TERMINAL NO.	PLATING /	MATERIAL		
J	43459-0001	04AAA	1	1	8	8	-	-	-	-	-	-	-	-	-	-	-	-	-	-	-	-	-	-	-	-	-	I=MAKE-FIRST	A	BRASS
	43459-0002	04BAA	1	1	8	8	-	-	-	-	-	-	-	-	-	-	-	-	-	-	-	-	-	-	-	-	-	----	---	----
	43459-0003	04AAA	1	1	8	8	-	-	-	-	-	-	-	-	-	-	-	-	-	-	-	-	-	-	-	-	-	3=MAKE-FIRST	E	BRASS
	43459-0004	04BAA	1	1	8	8	-	-	-	-	-	-	-	-	-	-	-	-	-	-	-	-	-	-	-	-	-	----	---	----
I	43459-0005	10AAD	5	5	5	5	5	5	5	5	5	5	-	-	-	-	-	-	-	-	-	-	-	-	-	-	-	5=MAKE-FIRST	D	BRASS
	43459-0006	10BAD	5	5	5	5	5	5	5	5	5	5	-	-	-	-	-	-	-	-	-	-	-	-	-	-	-	----	---	----
	43459-0007	10AAE	3	3	3	3	3	3	3	3	3	3	3	-	-	-	-	-	-	-	-	-	-	-	-	-	-	----	---	----
	43459-0008	10BAE	3	3	3	3	3	3	3	3	3	3	3	-	-	-	-	-	-	-	-	-	-	-	-	-	-	8=STANDARD	A	BRASS
H	43459-0009	18AAD	9	9	9	9	5	5	9	9	9	9	9	9	9	9	5	5	9	9	9	-	-	-	-	-	-	9=STANDARD	D	BRASS
	43459-0011	24AAD	5	5	5	5	5	5	5	5	5	5	5	5	5	5	5	5	5	5	5	5	5	5	5	5	5	10=STANDARD	E	BRASS
	43459-0012	24BAD	5	5	5	5	5	5	5	5	5	5	5	5	5	5	5	5	5	5	5	5	5	5	5	5	5			
	43459-0013	24BAD	9	9	9	9	9	9	9	9	9	9	9	9	9	9	5	9	9	9	9	9	9	9	9	9	9			
G	43459-0014	18BAD	5	5	5	5	5	5	5	5	5	5	5	5	5	5	5	5	5	5	-	-	-	-	-	-	-			
	43459-0015	18BAE	3	3	3	3	3	3	3	3	3	3	3	3	3	3	3	3	3	3	-	-	-	-	-	-	-			
	43459-0016	14BAD	5	5	5	5	5	5	5	5	5	5	5	5	5	5	-	-	-	-	-	-	-	-	-	-	-			
	43459-0017	18BAD	9	9	9	9	5	5	9	9	9	9	9	9	9	9	5	5	9	9	9	-	-	-	-	-	-			
	43459-0018	10AAA	8	8	8	8	8	8	8	8	1	1	1	-	-	-	-	-	-	-	-	-	-	-	-	-	-			
F	43459-0019	10BAE	3	3	3	10	10	3	3	3	3	3	3	-	-	-	-	-	-	-	-	-	-	-	-	-	-			
	43459-0020	18AAE	10	-	10	10	10	10	10	10	10	3	3	10	10	10	10	10	10	10	-	-	-	-	-	-	-			
	43459-0021	10AAD	5	9	9	9	9	9	9	9	9	9	-	-	-	-	-	-	-	-	-	-	-	-	-	-	-			
	43459-0022	10AAD	5	9	9	9	9	5	9	9	9	9	-	-	-	-	-	-	-	-	-	-	-	-	-	-	-			
E	43459-0023	14AAD	5	9	9	9	9	9	9	9	9	9	9	9	9	9	-	-	-	-	-	-	-	-	-	-	-			
	43459-0024	14AAD	5	9	9	9	9	9	9	9	5	9	9	9	9	9	-	-	-	-	-	-	-	-	-	-	-			
	43459-0025	18BAE	10	10	10	10	10	10	10	-	10	10	10	10	10	10	10	3	-	10	-	-	-	-	-	-	-			
	43459-0026	10BAE	10	-	10	-	10	10	-	10	-	10	-	-	-	-	-	-	-	-	-	-	-	-	-	-	-			
D	43459-0027	24BAE	10	10	10	10	10	10	10	10	10	10	-	10	10	10	10	10	10	10	10	10	10	10	-	10	-			
	43459-0028	24AAE	3	10	10	10	10	10	10	10	10	10	10	10	3	3	10	10	10	10	10	10	10	10	10	10	3			
	43459-0029	14BAE	10	10	10	10	10	10	10	10	10	10	3	10	10	10	10	-	-	-	-	-	-	-	-	-	-			
	43459-0030	04BAE	3	3	3	3	-	-	-	-	-	-	-	-	-	-	-	-	-	-	-	-	-	-	-	-	-			
C	43459-0031	18BAE	3	3	3	3	3	3	3	3	3	3	3	3	3	3	3	3	3	3	-	-	-	-	-	-	-			
	43459-0032	10BAE	3	10	10	10	10	3	10	10	10	10	-	-	-	-	-	-	-	-	-	-	-	-	-	-	-			
	43459-0033	14BAE	3	10	10	10	10	10	3	10	10	10	10	10	10	10	-	-	-	-	-	-	-	-	-	-	-			
	43459-0034	14BAE	10	10	10	10	10	10	10	10	10	10	3	10	10	10	-	-	-	-	-	-	-	-	-	-	-			

TERM. CODES FOR CHART AT LEFT		
TERMINAL NO.	PLATING /	MATERIAL
I=MAKE-FIRST	A	BRASS
----	---	----
3=MAKE-FIRST	E	BRASS
----	---	----
5=MAKE-FIRST	D	BRASS
----	---	----
----	---	----
8=STANDARD	A	BRASS
9=STANDARD	D	BRASS
10=STANDARD	E	BRASS

CHARACTERISTICS LEGEND:

CIRCUIT SIZE: \_\_\_\_\_ \*\* \* \*  
(02-24)

HOUSING MATERIAL AND OPTIONS: \_\_\_\_\_

"A"=NYLON 6/6, U.L. 94V-2, COLOR: NATURAL.  
"B"=NYLON 6/6, U.L. 94V-0, COLOR: NATURAL.

TERMINAL MATERIAL: \_\_\_\_\_

"A"=BRASS

TERMINAL PLATING (SEE NOTE 2): \_\_\_\_\_

"A"=.000100/(0.00254) MIN. MATTE TIN OVER .000050/(0.00127) MIN. NICKEL'  
"D"=.000100/(0.00254) MIN. BRIGHT TIN OVER .000050/(0.00127) MIN. NICKEL  
"E"=.000030/(0.00076) MIN. SELECT GOLD AND .000100/(0.00254) MIN. SELECT MATTE TIN OVER .000050/(0.00127) MIN. NICKEL OVERALL

SEE SHEET 1 EC NO: UCP2015-1722 DRWN:JDFX CHKD:JBELL APPR:FSMTH	REV F13	DESCRIPTION 2014/10/23 2014/10/23 2014/10/27	QUALITY SYMBOLS ▽=0 ▽=0 ▽=0	GENERAL TOLERANCES (UNLESS SPECIFIED)		DIMENSION STYLE IN/MM		SCALE 1:1	DESIGN UNITS METRIC	THIRD ANGLE PROJECTION	
				4 PLACES ± --- ± ---	3 PLACES ± --- ± .010	2 PLACES ± 0.25 ± .014	1 PLACE ± 0.36 ± ---	0 PLACE ± --- ± ---	DRAWN BY AFG	DATE 1994/12/07	CHECKED BY RJF
				ANGULAR ±1/2°		MATERIAL NO. SEE CHART		DOCUMENT NO. SDA-43459-****		SHEET NO. 2 OF 3	
				DRAFT WHERE APPLICABLE MUST REMAIN WITHIN DIMENSIONS		SIZE C		THIS DRAWING CONTAINS INFORMATION THAT IS PROPRIETARY TO MOLEX INCORPORATED AND SHOULD NOT BE USED WITHOUT WRITTEN PERMISSION			

ITEM NO.	CHARACTERISTIC DESCRIPTION	TERMINAL VERSION REQUIRED AT EACH CIRCUIT LOCATION: (SEE CODES AT RIGHT)																							
		1	2	3	4	5	6	7	8	9	10	11	12	13	14	15	16	17	18	19	20	21	22	23	24
43459-0035	10BAD	5	9	9	9	9	5	9	9	9	9	-	-	-	-	-	-	-	-	-	-	-	-	-	-
43459-0036	10BAE	10	3	10	10	10	10	3	10	10	10	-	-	-	-	-	-	-	-	-	-	-	-	-	-
43459-0037	10BAE	3	10	10	10	10	10	10	10	10	10	-	-	-	-	-	-	-	-	-	-	-	-	-	-
43459-0038	24AAD	9	9	9	9	9	9	9	9	9	9	5	9	9	9	9	9	9	9	9	9	9	9	9	9
43459-0039	14BAE	3	10	10	10	10	10	10	3	10	10	10	10	10	-	-	-	-	-	-	-	-	-	-	-
43459-0040	10AAD	9	9	9	9	9	5	5	5	5	5	-	-	-	-	-	-	-	-	-	-	-	-	-	-
43459-0041	6AAA	0	-	-	-	-	-	-	-	-	-	-	-	-	-	-	-	-	-	-	-	-	-	-	-
43459-0042	18BAE	3	3	3	3	3	3	3	3	3	3	3	3	3	3	3	10	10	-	-	-	-	-	-	-
43459-0043	24AAA	8	8	8	8	8	8	8	-	1	1	-	8	8	8	8	8	8	8	-	1	1	-	8	8
43459-0044	10BAE	10	10	10	3	10	10	10	10	10	10	-	-	-	-	-	-	-	-	-	-	-	-	-	-
43459-0045	10BAE	10	3	3	10	10	3	10	10	10	10	-	-	-	-	-	-	-	-	-	-	-	-	-	-
43459-0046	10BAE	10	10	10	10	10	10	3	3	3	3	-	-	-	-	-	-	-	-	-	-	-	-	-	-
43459-0047	24BAE	3	3	3	3	3	3	3	3	3	3	3	3	3	3	3	3	3	3	3	3	3	3	3	3
43459-0048	04BAD	9	5	5	9	-	-	-	-	-	-	-	-	-	-	-	-	-	-	-	-	-	-	-	-
43459-0049	04BAE	10	3	3	10	-	-	-	-	-	-	-	-	-	-	-	-	-	-	-	-	-	-	-	-
43459-0050	18BAE	3	3	3	3	3	3	3	3	3	3	10	3	3	3	3	3	3	-	-	-	-	-	-	-
43459-0052	24BAD	9	-	9	-	9	-	9	-	9	-	9	-	9	-	9	-	9	-	9	-	9	-	9	-
43459-0053	24BAE	10	10	10	10	3	3	3	10	10	10	10	10	10	10	10	3	3	3	10	10	10	10	10	10
43459-0054	24BAA	1	1	1	1	1	1	1	1	1	1	1	1	1	1	1	1	1	1	1	1	1	1	1	1
43459-0055	14BAA	8	8	8	1	1	8	8	8	8	8	1	8	8	8	-	-	-	-	-	-	-	-	-	-

TERM. CODES FOR CHART AT LEFT		
TERMINAL NO.	PLATING /	MATERIAL
1=MAKE-FIRST	A	BRASS
----	---	----
3=MAKE-FIRST	E	BRASS
----	---	----
5=MAKE-FIRST	D	BRASS
----	---	----
----	---	----
8=STANDARD	A	BRASS
9=STANDARD	D	BRASS
10=STANDARD	E	BRASS

CHARACTERISTICS LEGEND:

CIRCUIT SIZE: \_\_\_\_\_ \*\* \*\* \*\*  
(02-24)

HOUSING MATERIAL AND OPTIONS: \_\_\_\_\_

\*A\*=NYLON 6/6, U.L. 94V-2, COLOR: NATURAL.  
\*B\*=NYLON 6/6, U.L. 94V-0, COLOR: NATURAL.

TERMINAL MATERIAL: \_\_\_\_\_

\*A\*=BRASS

TERMINAL PLATING (SEE NOTE 2): \_\_\_\_\_

\*A\*=".000100/(0.00254) MIN. MATTE TIN OVER .000050/(0.00127) MIN. NICKEL"  
\*D\*=".000100/(0.00254) MIN. BRIGHT TIN OVER .000050/(0.00127) MIN. NICKEL"  
\*E\*=".000030/(0.00076) MIN. SELECT GOLD AND .000100/(0.00254) MIN. SELECT MATTE TIN OVER .000050/(0.00127) MIN. NICKEL OVERALL

"0" = OBSOLETE

<b>SEE SHEET 1</b> SEC NO: UCP2015-1722 DRWN: JDFOX CHKD: JELL APPR: FSMITH 2014/10/23 2014/10/23 2014/10/27	QUALITY SYMBOLS 	GENERAL TOLERANCES (UNLESS SPECIFIED)		DIMENSION STYLE		SCALE	DESIGN UNITS	THIRD ANGLE PROJECTION			
				IN/MM		1:1	METRIC				
				mm	INCH	DRAWN BY	DATE	TITLE			
				4 PLACES ± .010	± .010	AFG	1994/12/07	2-24 CKT. VERT. HEADER MINI-FIT B.M.I. MAKE FIRST/BREAK LAST			
		3 PLACES ± .010	± .010	CHECKED BY	DATE						
		2 PLACES ± 0.25	± .014	RJF	1994/12/07						
		1 PLACE ± 0.36	± .014	APPROVED BY	DATE	DOCUMENT NO.					
		0 PLACE ± .010	± .010	FSMITH	2012/05/22	SDA-43459-****					
		ANGULAR ±1/2°		MATERIAL NO.		SHEET NO.					
		DRAFT WHERE APPLICABLE MUST REMAIN WITHIN DIMENSIONS		SEE CHART		3 OF 3					
		THIS DRAWING CONTAINS INFORMATION THAT IS PROPRIETARY TO MOLEX INCORPORATED AND SHOULD NOT BE USED WITHOUT WRITTEN PERMISSION									



Компания «ЭлектроПласт» предлагает заключение долгосрочных отношений при поставках импортных электронных компонентов на взаимовыгодных условиях!

Наши преимущества:

- Оперативные поставки широкого спектра электронных компонентов отечественного и импортного производства напрямую от производителей и с крупнейших мировых складов;
- Поставка более 17-ти миллионов наименований электронных компонентов;
- Поставка сложных, дефицитных, либо снятых с производства позиций;
- Оперативные сроки поставки под заказ (от 5 рабочих дней);
- Экспресс доставка в любую точку России;
- Техническая поддержка проекта, помощь в подборе аналогов, поставка прототипов;
- Система менеджмента качества сертифицирована по Международному стандарту ISO 9001;
- Лицензия ФСБ на осуществление работ с использованием сведений, составляющих государственную тайну;
- Поставка специализированных компонентов (Xilinx, Altera, Analog Devices, Intersil, Interpoint, Microsemi, Aeroflex, Peregrine, Syfer, Eurofarad, Texas Instrument, Miteq, Cobham, E2V, MA-COM, Hittite, Mini-Circuits, General Dynamics и др.);

Помимо этого, одним из направлений компании «ЭлектроПласт» является направление «Источники питания». Мы предлагаем Вам помощь Конструкторского отдела:

- Подбор оптимального решения, техническое обоснование при выборе компонента;
- Подбор аналогов;
- Консультации по применению компонента;
- Поставка образцов и прототипов;
- Техническая поддержка проекта;
- Защита от снятия компонента с производства.



#### Как с нами связаться

**Телефон:** 8 (812) 309 58 32 (многоканальный)

**Факс:** 8 (812) 320-02-42

**Электронная почта:** [org@eplast1.ru](mailto:org@eplast1.ru)

**Адрес:** 198099, г. Санкт-Петербург, ул. Калинина, дом 2, корпус 4, литера А.