


11 mm Square GS Encoders

Type: **EVER/EVEU/EVEV/EVEY**

■ Features

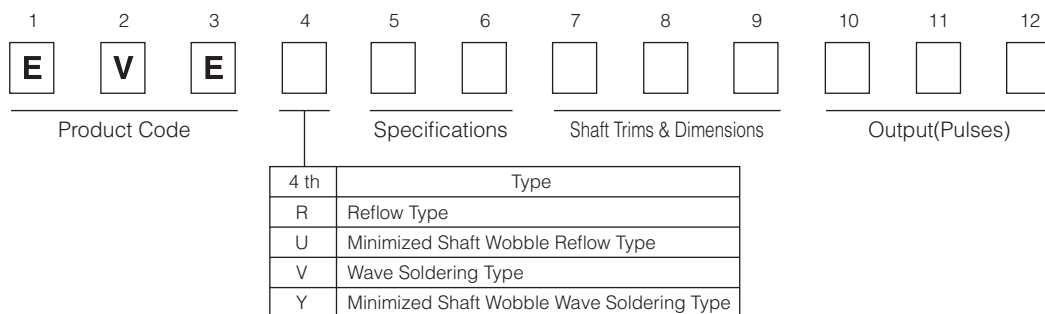
- Low Profile : Reflow Type 3.5 mm,
Wave Soldering Type 4 mm
- Minimized shaft wobble type is also available
- The reflow type allows the product to be automatically mounted and reflow-soldered



■ Recommended Applications

- Car audio, car navigation, car air conditioners

■ Explanation of Part Numbers



■ Specifications

| | | EVER (Reflow Type) | EVEV (Wave Soldering Type) | EVEU (Minimized Shaft Wobble Reflow Type) | EVEY (Minimized Shaft Wobble Wave Soldering Type) |
|-------------------------------|---------------------------------|--|----------------------------------|---|---|
| Mechanical | Rotation Angle | 360 ° (Endless) | | | |
| | Shaft Pull/Push Strength | 100 N min. | | | |
| | Shaft Wobble | 0.6×L/30 (mm) max. | | 0.35×L/30 (mm) max. | |
| | Rotation Torque | 8 mN·m, 10 mN·m, 12 mN·m, 14 mN·m | | | |
| | Detents | 16 points, 24 points, 30 points, 32 points | | | |
| | Shaft Length Range | L1=15 to 20 mm | L1=15 to 30 mm | L1=16 to 20 mm | |
| Electrical | Output Signals | Phase A and B | | | |
| | Resolution | 8, 12, 15, 16 pulses/360 ° | | | |
| | Rating | 1 mA 10 V DC (at each bit) | | | |
| | Contact Resistance | 1 Ω max. | | | |
| | Chattering | 3 ms max. | | | |
| | Insulation Resistance | 50 MΩ min. (at 250 V DC) | | | |
| | Dielectric Withstanding Voltage | 300 V AC for 1 minute | | | |
| Switch Part | Bouncing | 5 ms max. | | | |
| | Type | SPST Push-on | | | |
| | Rating | 20 mA 16 V DC | | | |
| | Contact Resistance | 100 mΩ max. | | | |
| | Operating Force | 0.4 mm travel type : 3 N, 4 N , 6 N 1.5 mm travel type : 2.5 N, 4 N , 5 N | | | |
| Endurance | Travel | 0.4 mm, 1.5 mm | | | |
| | Rotation Life (Encoder) | 30,000 cycles min. | | | |
| | Operating Life (Switch) | 30,000 cycles min. | | | |
| Minimum Quantity/Packing Unit | | 50 pcs. (Tray Pack) | 100 pcs. (Tray Pack) | 50 pcs. (Tray Pack) | 100 pcs. (Tray Pack) |
| Quantity/Carton | | 250 pcs. or 300 pcs. | 500 pcs. | 250 pcs. or 300 pcs. | 500 pcs. |

Design and specifications are each subject to change without notice. Ask factory for the current technical specifications before purchase and/or use.
Should a safety concern arise regarding this product, please be sure to contact us immediately.

■ Dimensions in mm (not to scale)

No. 1

EVER
(Reflow Type)

Mounting Surface

General dimension tolerance : ± 0.5
() dimensions are reference dimensions.

| | L ¹ | (L ²) |
|---|----------------|-----------------------|
| B | 5.0 mm | 15.0 mm to 17.0 mm |
| | 7.0 mm | 17.0 mm to 20.0 mm |

Shaft shape and dimension

No. 2

EVEU
(Minimized Shaft Wobble
Reflow Type)

Mounting Surface

General dimension tolerance : ± 0.5
() dimensions are reference dimensions.

| | L ¹ | (L ²) | (L ³) |
|--|-----------------------|-----------------------|----------------------|
| | 16.0 mm to 20.0 mm | 12.5 mm to 16.5 mm | 6.5 mm to 10.5 mm |

Material: Zinc alloy for die casting
Shaft shape and dimension

No. 3

EVEV
(Wave Soldering Type)

Mounting Surface

General dimension tolerance : ± 0.5
() dimensions are reference dimensions.

| | L ¹ | (L ²) |
|---|----------------|-----------------------|
| B | 5.0 mm | 15.0 mm to 17.0 mm |
| | 7.0 mm | 17.0 mm to 30.0 mm |

Shaft shape and dimension

Design and specifications are each subject to change without notice. Ask factory for the current technical specifications before purchase and/or use.
Should a safety concern arise regarding this product, please be sure to contact us immediately.

Panasonic Corporation Electromechanical Control Business Division
industrial.panasonic.com/ac/e/

-2-

© Panasonic Corporation 2017

ANCTB62E 201704-Fd

■ Dimensions in mm (not to scale)

No. 4

EVEY
(Minimized Shaft Wobble
Wave Soldering Type)

General dimension tolerance : ± 0.5
() dimensions are reference dimensions.

Material: Zinc alloy for die casting

24 teeth serrtions

| L ¹ | (L ²) | (L ³) |
|-----------------------|-----------------------|----------------------|
| 16.0 mm to 20.0 mm | 12.0 mm to 16.0 mm | 6.0 mm to 10.0 mm |

■ PWB mounting hole for reference

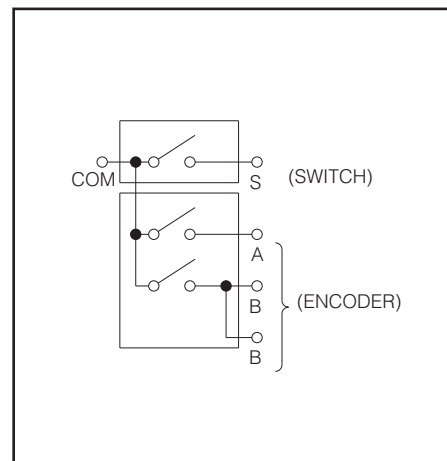
(Reflow Type)

* The position changes with Resolution pulse
(Tolerance : ±0.1)
View from mounting side

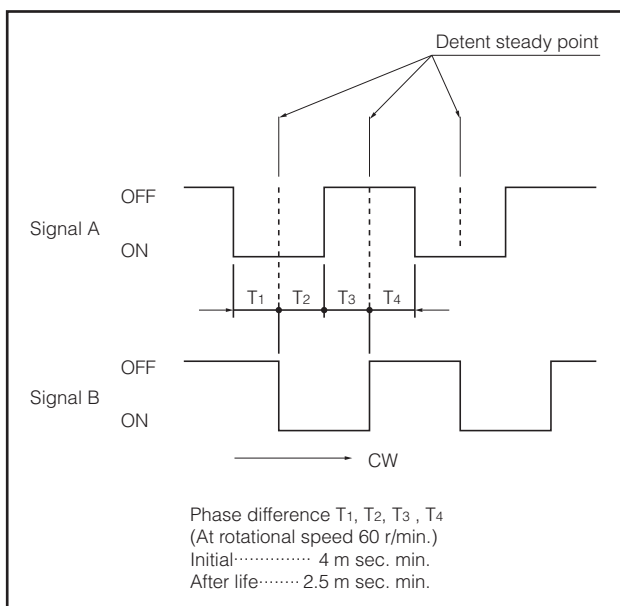
(Wave Soldering Type)

(Pitch tolerance : ±0.1)
View from mounting side
PWB thickness t=1.6

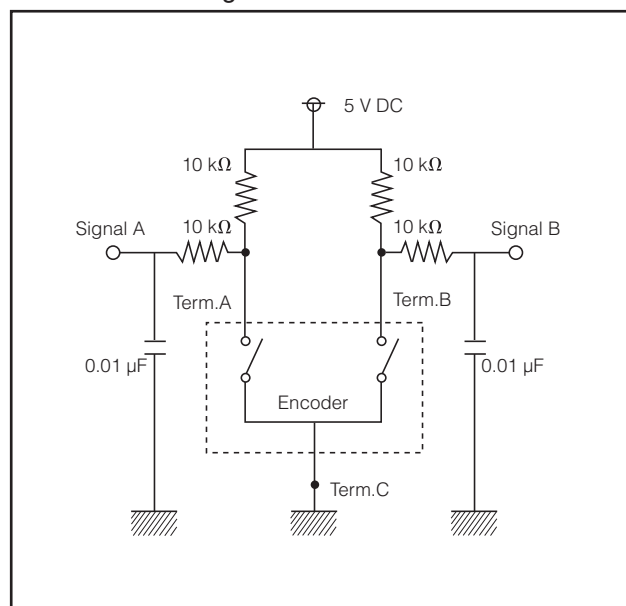
■ Encoder / Switch Circuit



■ Phase Difference



■ Test Circuit Diagram



Design and specifications are each subject to change without notice. Ask factory for the current technical specifications before purchase and/or use.
Should a safety concern arise regarding this product, please be sure to contact us immediately.

Mouser Electronics

Authorized Distributor

Click to View Pricing, Inventory, Delivery & Lifecycle Information:

Panasonic:

[EVE-VCGJL016B](#) [EVE-Y75VL215B](#) [EVE-Y74VL215B](#) [EVE-UPCAH516B](#) [EVE-YBCAJ016B](#) [EVE-YPCAJ016B](#)
[EVE-UBCAH516B](#) [EVE-UPCAH508B](#) [EVE-UBCAH508B](#) [EVE-YBCAJ008B](#) [EVE-YPCAJ008B](#) [EVE-YPCAJ008B](#)
[EVE-YPCAJ016B](#) [EVE-VGHFL816B](#) [EVE-YBCAJ008B](#) [EVE-RLCJL008B](#) [EVE-YBCAJ016B](#) [EVE-YFCCL516B](#) [EVE-](#)
[RQHPK016B](#) [EVE-U22AH512B](#)



Компания «ЭлектроПласт» предлагает заключение долгосрочных отношений при поставках импортных электронных компонентов на взаимовыгодных условиях!

Наши преимущества:

- Оперативные поставки широкого спектра электронных компонентов отечественного и импортного производства напрямую от производителей и с крупнейших мировых складов;
- Поставка более 17-ти миллионов наименований электронных компонентов;
- Поставка сложных, дефицитных, либо снятых с производства позиций;
- Оперативные сроки поставки под заказ (от 5 рабочих дней);
- Экспресс доставка в любую точку России;
- Техническая поддержка проекта, помощь в подборе аналогов, поставка прототипов;
- Система менеджмента качества сертифицирована по Международному стандарту ISO 9001;
- Лицензия ФСБ на осуществление работ с использованием сведений, составляющих государственную тайну;
- Поставка специализированных компонентов (Xilinx, Altera, Analog Devices, Intersil, Interpoint, Microsemi, Aeroflex, Peregrine, Syfer, Eurofarad, Texas Instrument, Miteq, Cobham, E2V, MA-COM, Hittite, Mini-Circuits, General Dynamics и др.);

Помимо этого, одним из направлений компании «ЭлектроПласт» является направление «Источники питания». Мы предлагаем Вам помощь Конструкторского отдела:

- Подбор оптимального решения, техническое обоснование при выборе компонента;
- Подбор аналогов;
- Консультации по применению компонента;
- Поставка образцов и прототипов;
- Техническая поддержка проекта;
- Защита от снятия компонента с производства.



Как с нами связаться

Телефон: 8 (812) 309 58 32 (многоканальный)

Факс: 8 (812) 320-02-42

Электронная почта: org@eplast1.ru

Адрес: 198099, г. Санкт-Петербург, ул. Калинина, дом 2, корпус 4, литера А.