



Typical Specifications

Items		Specifications
Rating (max.)/(min.) (Resistive load)		0.15A 12V DC / 50μA 3V DC
Contact resistance (Initial / After operating life)		50mΩ max. / 100mΩ max.
Rotational torque		70±30mN·m
Operating life	Without load	10,000 cycles
	With load	10,000 cycles (0.15A 12V DC)

Product Line

Number of wafers	Poles	Positions	Changeover angle	Changeover timing	Actuator configuration	Actuator length (mm)	Minimum order unit (pcs.)		Product No.	Drawing No.
							Japan	Export		
1	2	5	30±3°	Non shorting	Round	20	60	240	SRRN151800	1
		Flat			15	SRRN152000				
	6	18-tooth serration			20	SRRN161100				
	3	Round				SRRN142100			2	
	4	3			18-tooth serration	15			SRRN134300	

Note

All the axis are cutting shafts.

Packing Specifications

Tray

Number of packages (pcs.)		Export package measurements (mm)
1 case /Japan	1 case /export packing	
60	240	400×270×270

Dimensions

Unit:mm

No.	Style
1	

Refer to P.147 for shaft configurations.
Refer to P.148 for soldering conditions.

SRRN 6-position Vertical Type

Dimensions

Unit:mm

No.	Style
2	<p>Technical drawing of SRRN style 2. It includes a top view showing terminal positions 1 through 12, a side view showing a total length of 16 max. with segments of 11.3, 8, 5, and 6, and a mounting hole of $M7 \times 0.75$ with a diameter of $\phi 6$. The front view shows an outer diameter of $\phi 24$, an inner diameter of $\phi 19.2$, and a height of 23.6. A section line A-A is indicated.</p>
3	<p>Technical drawing of SRRN style 3. It includes a top view showing terminal positions 1 through 12, a side view showing a total length of 16 max. with segments of 11.3, 8, 5, and 6, and a mounting hole of $M7 \times 0.75$ with a diameter of $\phi 6$. The front view shows an outer diameter of $\phi 24$, an inner diameter of $\phi 19.2$, and a height of 23.6. A section line A-A is indicated.</p>















Terminal Configuration

Unit:mm

Common terminal	Terminal
<p>Diagram of a common terminal with a width of 2.4 mm, a height of 1.8 mm, and a 0.8×1.6 hole. The distance from the top edge to the hole center is 0.5 mm, and the distance from the bottom edge to the hole center is 2.4 mm.</p>	<p>Diagram of a terminal with a width of 1.8 mm, a height of 1.8 mm, and a 0.8×1.6 hole. The distance from the top edge to the hole center is 0.5 mm, and the distance from the bottom edge to the hole center is 2.4 mm.</p>

Rotary Switches

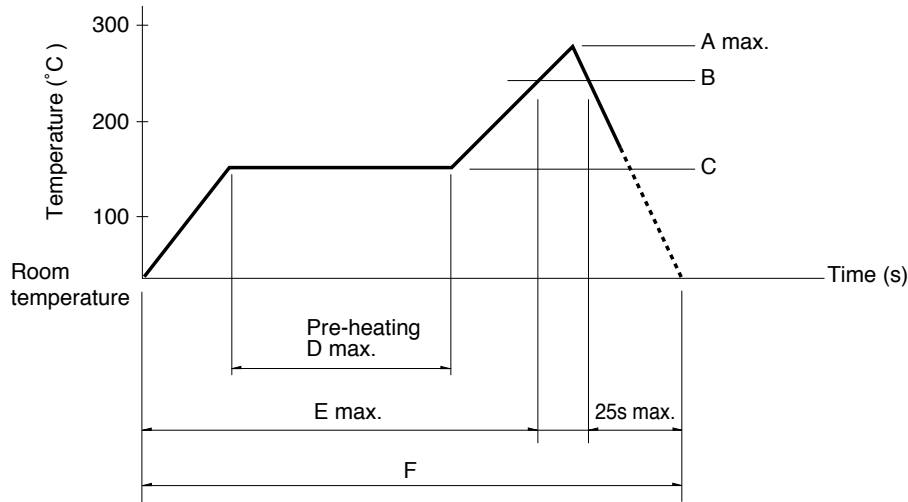
List of Varieties

Series	SRBD	SRBQ		SRBM		SRBV	SRRM	SRRN	
		Insertion	Reflow type	Rotary	Pulse				
Photo									
Angle of throw	36°	40±3°		30±3°	18±3°	30±3°			
Number of poles	1		1, 2		1	1, 2, 3, 4	2, 3, 4		
Rotational torque	13±5mN·m	6±3mN·m 13±5mN·m		40±20mN·m 15±7mN·m		30±15mN·m	80±30mN·m (Shorting) 70±30mN·m (Non shorting)	70±30mN·m	
Dimensions (mm)	W	10		10		16.2	—	—	
	D	11.4		12.4		18.5			
	H	3.5		11		7.5			
Operating temperature range	-25°C to +85°C	-10°C to +60°C		-30°C to +85°C		-10°C to +85°C	-10°C to +60°C	-30°C to +65°C	
Automotive use	—	—		—		—	—	—	
Life cycle									
Rating (max.)/(min.) (Resistive load)	1mA 5V DC 50µA 3V DC	0.1A 16V DC 50µA 3V DC				0.3A 16V DC 50µA 3V DC	0.25A 30V DC 50µA 3V DC	0.15A 12V DC 50µA 3V DC	
Durability	Operating life without load	10,000 cycles 250mΩ max.	10,000 cycles 100mΩ max.		30,000 cycles 100mΩ max.	10,000 cycles 100mΩ max.	10,000 cycles 40mΩ max.	10,000 cycles 70mΩ max.	
	Operating life with load Load: as rating	10,000 cycles 250mΩ max.	10,000 cycles 100mΩ max.	10,000 cycles 150mΩ max.		10,000 cycles 60mΩ max.	10,000 cycles 100mΩ max.	10,000 cycles 100mΩ max.	
Electrical performance	Initial contact resistance	200mΩ max.	50mΩ max.				20mΩ max.	50mΩ max.	
	Insulation resistance	100MΩ min. 100V DC					100MΩ min. 500V DC		
	Voltage proof	100V AC for 1minute					500V AC for 1minute		
Mechanical performance	Terminal strength	3N for 1minute	5N for 1minute				10N for 1minute	5N for 1minute	
	Actuator strength	Operating direction	—	—	0.5N·m	—	0.6N·m	1N·m	
		Pulling direction	50N	20N	100N				
	Wobble of actuator	Load at the tip of shaft SRRM, SRBM, SRRN: 5N, SRBQ, SRBV: 1N							
The below table shows for SRRM, SRBM, SRRN				The below table shows for SRBQ		The below table shows for SRBV			
Measuring position from mounting surface		Shaft wobble (max. value)	Applicable mounting dimension		Distance from mounting surface to the tip of shaft	Shaft wobble (max. value)	Measuring position from mounting surface	Shaft wobble (max. value)	Applicable mounting dimension
10		0.17	15		below 5	0.5	10	0.2	15
15		0.25	20		above 5 and below 10	0.9	15	0.3	20
20	0.35	25		above 10 and below 15	1.2	20	0.4	25	
25	0.42	30							
30	0.5	above 35							
Unit:mm									
Environmental performance	Cold	-40°C 500h	-20°C 96h	-40°C 96h	-20°C 96h		-40°C 96h		
	Dry heat	85°C 500h	85°C 96h						
	Damp heat	60°C, 90 to 95%RH 500h	40°C, 90 to 95%RH 96h						
Page	133	135	137	140	142	145			

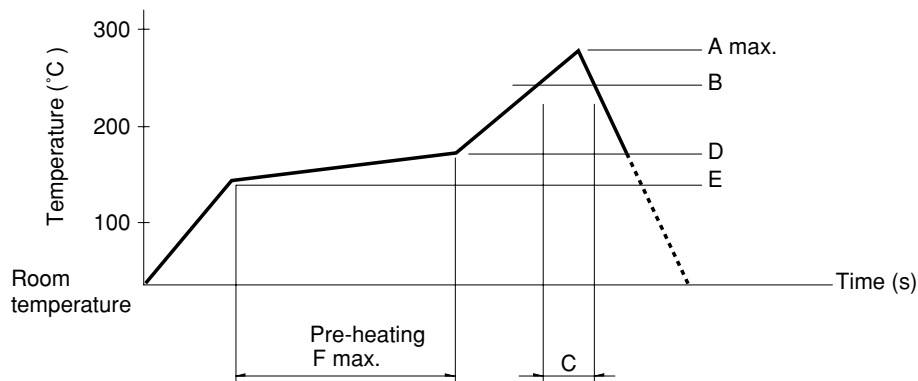
Rotary Switches Soldering Conditions 148
 Rotary Switches Cautions 149

Example of Reflow Soldering Condition

1. Heating method: Double heating method with infrared heater.
2. Temperature measurement: Thermocouple $\phi 0.1$ to 0.2 CA (K) or CC (T) at soldering portion (copper foil surface). A heat resisting tape should be used for fixed measurement.
3. Temperature profile



Series (Reflow type)	A (°C) 3s max.	B (°C)	C (°C)	D (s)	E (s)	F (s)
SRBQ	250	200	150±5	80 to 100	—	—



Series (Reflow type)	A (°C) 3s max.	B (°C)	C (s)	D (°C)	E (°C)	F (s)
SRBD	260	230	40	180	150	120

- Notes**
1. The condition mentioned above is the temperature on the mounting surface of a PC board. There are cases where the PC board's temperature greatly differs from that of the switch, depending on the PC board's material, size, thickness, etc. The above-stated conditions shall also apply to switch surface temperatures.
 2. Soldering conditions differ depending on reflow soldering machines. Prior verification of soldering condition is highly recommended.

Reference for Hand Soldering

Series	Soldering temperature	Soldering time
SRBQ, SRBM, SRBV, SRRM, SRRN	350±10°C	3+1/0s
SRBQ (Reflow type)	350±5°C	3s max.

Reference for Dip Soldering

(For PC board terminal types)

Series	Items		Dip soldering	
	Preheating temperature	Preheating time	Soldering temperature	Duration of immersion
SRBM	100°C max.	60s max.	260±5°C	5s max.
SRBV, SRRM, SRRN	—	—	260±5°C	10±1s
SRBQ	—	—	260±5°C	5±1s



Компания «ЭлектроПласт» предлагает заключение долгосрочных отношений при поставках импортных электронных компонентов на взаимовыгодных условиях!

Наши преимущества:

- Оперативные поставки широкого спектра электронных компонентов отечественного и импортного производства напрямую от производителей и с крупнейших мировых складов;
- Поставка более 17-ти миллионов наименований электронных компонентов;
- Поставка сложных, дефицитных, либо снятых с производства позиций;
- Оперативные сроки поставки под заказ (от 5 рабочих дней);
- Экспресс доставка в любую точку России;
- Техническая поддержка проекта, помощь в подборе аналогов, поставка прототипов;
- Система менеджмента качества сертифицирована по Международному стандарту ISO 9001;
- Лицензия ФСБ на осуществление работ с использованием сведений, составляющих государственную тайну;
- Поставка специализированных компонентов (Xilinx, Altera, Analog Devices, Intersil, Interpoint, Microsemi, Aeroflex, Peregrine, Syfer, Eurofarad, Texas Instrument, Miteq, Cobham, E2V, MA-COM, Hittite, Mini-Circuits, General Dynamics и др.);

Помимо этого, одним из направлений компании «ЭлектроПласт» является направление «Источники питания». Мы предлагаем Вам помощь Конструкторского отдела:

- Подбор оптимального решения, техническое обоснование при выборе компонента;
- Подбор аналогов;
- Консультации по применению компонента;
- Поставка образцов и прототипов;
- Техническая поддержка проекта;
- Защита от снятия компонента с производства.



Как с нами связаться

Телефон: 8 (812) 309 58 32 (многоканальный)

Факс: 8 (812) 320-02-42

Электронная почта: org@eplast1.ru

Адрес: 198099, г. Санкт-Петербург, ул. Калинина, дом 2, корпус 4, литера А.