

3M™ Pin Strip Header Single and Dual Row

.100", .235"/.318" Mating Length, Straight & Right Angle, Solder Tails

929 Series



- Stackable
- Gold, Matte Sn, or Tin-Lead plating options
- High Temperature (PCT) plastic for Wave or IR soldering
- Solder stand-off for wave soldering
- Board pin retention feature option
- See Regulatory Information Appendix (RIA) for chemical compliance information

Date Modified: November 6, 2008

TS-0769-E
Sheet 1 of 4

Physical

Insulation:

Material: Glass Filled Polyester (PBT) or High Temperature (PCT)

Flammability: UL 94V-0

Color: Black

Contact:

Material: Copper Alloy

Plating:

Underplating: 50 μ " [1.27 μ m] Nickel

Wiping Area and Solder Tails: See ordering information (Gold, Matte Tin, Tin-Lead options)

Marking: None

Electrical

Current Rating: 2.5 A

Insulation Resistance: $> 5 \times 10^9 \Omega$ at 500 V_{DC}

Withstanding Voltage: 1500 V_{RMS} at Sea Level

Environmental

Temperature Rating: -40°C to +105°C

Process Rating: 260°C (per J-STD-020C) for PCT parts only
(PBT insulator version), maximum insulator temperature 191°C
(Solder Wave Process Only)

Moisture Sensitivity Level: Level 1 (per J-STD-020C) for PCT parts

UL File No.: E68080

3M

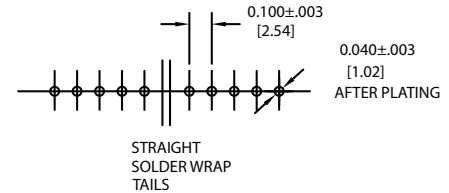
Electronic Solutions Division
Interconnect Solutions
<http://www.3M.com/interconnects/>

3M is a trademark of 3M Company.
For technical, sales or ordering information call
800-225-5373

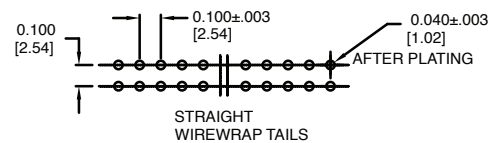
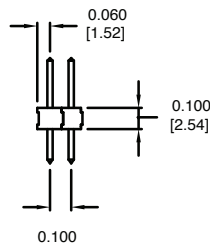
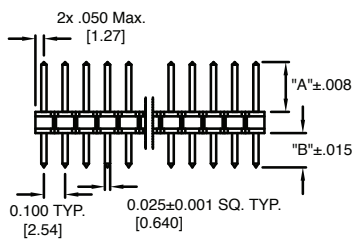
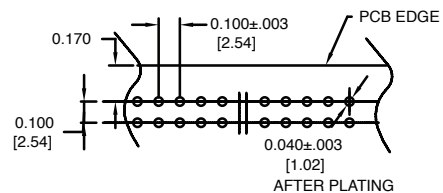
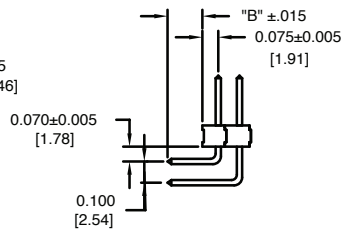
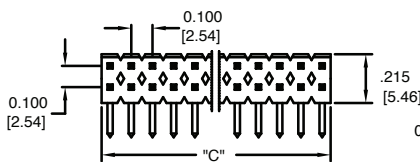
3M™ Pin Strip Header Single and Dual Row

.100", .235"/.318" Mating Length, Straight & Right Angle, Solder Tails

929 Series



RECOMMENDED HOLE PATTERN



RECOMMENDED HOLE PATTERN

Inch
[mm]

| Tolerance Unless Noted | | | |
|------------------------|-----|------|-------|
| | .0 | .00 | .000 |
| inch | ±.1 | ±.01 | ±.005 |

[] Dimensions for Reference only

Notes:

1. Dimension C is a maximum when the pin strip is cut to length, not when the strip is broken to length.
2. Board pin retention feature available: change from "9X9" to "9R9" when ordering.
3. Breaking of dual row parts is not recommended.

TS-0769-E
Sheet 2 of 4



Electronic Solutions Division
Interconnect Solutions
<http://www.3M.com/interconnects/>

3M is a trademark of 3M Company.
For technical, sales or ordering information call
800-225-5373

3M™ Pin Strip Header Single and Dual Row

.100", .235"/.318" Mating Length, Straight & Right Angle, Solder Tails

929 Series

| Single Row Tail Length Code | | | | | |
|-----------------------------|--------------------|------------------|---------------|---------------|--------------|
| Table 1 | | | | | |
| Plating | 3M Part Number | Tail Length Code | Dimensions | | |
| | | | A | B | |
| Gold | 929647 Straight | 01 | 0.235 [5.97] | 0.110 [2.79] | |
| | | 09 | | 0.145 [3.68] | |
| | | 02 | | 0.210 [5.33] | |
| | | 03 | | 0.410 [10.41] | |
| | | 04 | | 0.510 [12.95] | |
| | | 05 | | 0.610 [15.49] | |
| | | 07 | | 0.910 [23.11] | |
| | 929648 Right Angle | 01 | 0.235 [5.97] | 0.110 [2.79] | |
| | 929705 Straight | 01 | 0.318 [8.08] | 0.110 [2.79] | |
| | | 11 | | 0.125 [3.18] | |
| | | 09 | | 0.145 [3.68] | |
| | | 06 | | 0.710 [18.03] | |
| | Tin | 929834 Straight | 01 | 0.235 [5.97] | 0.110 [2.79] |
| | | | 02 | | 0.210 [5.33] |
| 03 | | | 0.410 [10.41] | | |
| 04 | | | 0.510 [12.95] | | |
| 05 | | | 0.610 [15.49] | | |
| 07 | | | 0.910 [23.11] | | |
| 929835 Right Angle | | 01 | 0.235 [5.97] | 0.110 [2.79] | |
| 929700 Straight | | 01 | 0.318 [8.08] | 0.110 [2.79] | |
| | | 11 | | 0.125 [3.18] | |
| | | 06 | | 0.710 [18.03] | |
| 929730 Right Angle | | 01 | 0.318 [8.08] | 0.110 [2.79] | |

| Table 2 | |
|----------------------|--------------------------|
| Pin Quantity Per Row | Dimension C (see note 1) |
| 01 | 0.10 [2.5] |
| 02 | 0.20 [5.1] |
| 03 | 0.30 [7.6] |
| 04 | 0.40 [10.2] |
| 05 | 0.50 [12.7] |
| 06 | 0.60 [15.2] |
| 07 | 0.70 [17.8] |
| 08 | 0.80 [20.3] |
| 09 | 0.90 [22.9] |
| 10 | 1.00 [25.4] |
| 11 | 1.10 [27.9] |
| 12 | 1.20 [30.5] |
| 13 | 1.30 [33.0] |
| 14 | 1.40 [35.6] |
| 15 | 1.50 [38.1] |
| 16 | 1.60 [40.6] |
| 17 | 1.70 [43.2] |
| 18 | 1.80 [45.7] |
| 19 | 1.90 [48.3] |
| 20 | 2.00 [50.8] |
| 21 | 2.10 [53.3] |
| 22 | 2.20 [55.9] |
| 23 | 2.30 [58.4] |
| 24 | 2.40 [61.0] |
| 25 | 2.50 [63.5] |
| 26 | 2.60 [66.0] |
| 27 | 2.70 [68.6] |
| 28 | 2.80 [71.1] |
| 29 | 2.90 [73.7] |
| 30 | 3.00 [76.2] |
| 31 | 3.10 [78.7] |
| 32 | 3.20 [81.3] |
| 33 | 3.30 [83.8] |
| 34 | 3.40 [86.4] |
| 35 | 3.50 [88.9] |
| 36 | 3.60 [91.4] |

Single Row Ordering Information

Gold

9X9XXX-XX-XX-XX

2 = No Pin Retention
R = Pin Retention

3M Part Number (select from Table 1 based on Dim A and plating) (see table 1)

Tail Length Code (see table 1)

Pin Quantity Per Row (see table 2)

Gold Plating Suffix

Location & Thickness (see table 1)

I = 10 μm [0.25 μm] all over, PBT insulator

(RIA E1 & C1 apply)

EU = 10 μm [0.25 μm] all over, PCT insulator

(RIA E1 & C1 apply)

Tin

9X9XXX-XX-XX-XX

2 = No Pin Retention
R = Pin Retention

3M Part Number (select from Table 1 based on Dim A and plating) (see table 1)

Tail Length Code (see table 1)

Pin Quantity Per Row (see table 2)

Plating Suffix:

blank = 100 μm [2.54 μm] tin-lead, PBT

insulator (RIA E3 & C2 apply)

RK = 200 μm [5 μm] matte tin, PCT

insulator (RIA E1 & C1 apply)

TS-0769-E
Sheet 3 of 4



Electronic Solutions Division
Interconnect Solutions
<http://www.3M.com/interconnects/>

3M is a trademark of 3M Company.
For technical, sales or ordering information call
800-225-5373

3M™ Pin Strip Header Single and Dual Row

.100", .235"/.318" Mating Length, Straight & Right Angle, Solder Tails

929 Series

| Dual Row Tail Length Code | | | | | |
|---------------------------|-----------------------|--------------------|---------------|---------------|--------------|
| Table 3 | | | | | |
| Plating | 3M Part Number | Tail Length Code | Dimensions | | |
| | | | A | B | |
| Gold | 929665 Straight | 01 | 0.235 [5.97] | 0.110 [2.79] | |
| | | 09 | | 0.145 [3.68] | |
| | | 02 | | 0.210 [5.33] | |
| | | 08 | | 0.310 [7.87] | |
| | | 03 | | 0.410 [10.41] | |
| | | 04 | | 0.510 [12.95] | |
| | 929715 Straight | 01 | 0.318 [8.08] | 0.110 [2.79] | |
| | | 11 | | 0.125 [3.18] | |
| | | 10 | | 0.175 [4.45] | |
| | | 03 | | 0.410 [10.41] | |
| | 929667 Right Angle | 01 | 0.235 [5.97] | 0.110 [2.79] | |
| | | 04 | | 0.145 [3.68] | |
| | | 02 | | 0.405 [10.29] | |
| | 929745 Right | 01 | 0.318 [8.08] | 0.110 [2.79] | |
| | | 02 | | 0.405 [10.29] | |
| | Tin | 929836 Straight | 01 | 0.235 [5.97] | 0.110 [2.79] |
| | | | 09 | | 0.145 [3.68] |
| | | | 02 | | 0.210 [5.33] |
| 08 | | | 0.310 [7.87] | | |
| 03 | | | 0.410 [10.41] | | |
| 04 | | | 0.510 [12.95] | | |
| 929710 Straight | | 01 | 0.318 [8.08] | 0.110 [2.79] | |
| | | 11 | | 0.125 [3.18] | |
| | | 09 | | 0.145 [3.68] | |
| | | 10 | | 0.175 [4.45] | |
| | | 03 | | 0.410 [10.41] | |
| | | 06 | | 0.710 [18.03] | |
| 929838 Right Angle | | 01 | 0.235 [5.97] | 0.110 [2.79] | |
| | | 04 | | 0.145 [3.68] | |
| | | 02 | | 0.405 [10.29] | |
| | | | | 0.110 [2.79] | |
| | | | | 0.145 [3.68] | |
| | | | | 0.405 [10.29] | |

| Table 4 | | |
|----------------------|-----------------------------|--------------------------|
| Pin Quantity Per Row | Pin Quantity Total Dual Row | Dimension C (see note 1) |
| 01 | 02 | 0.10 [2.5] |
| 02 | 04 | 0.20 [5.1] |
| 03 | 06 | 0.30 [7.6] |
| 04 | 08 | 0.40 [10.2] |
| 05 | 10 | 0.50 [12.7] |
| 06 | 12 | 0.60 [15.2] |
| 07 | 14 | 0.70 [17.8] |
| 08 | 16 | 0.80 [20.3] |
| 09 | 18 | 0.90 [22.9] |
| 10 | 20 | 1.00 [25.4] |
| 11 | 22 | 1.10 [27.9] |
| 12 | 24 | 1.20 [30.5] |
| 13 | 26 | 1.30 [33.0] |
| 14 | 28 | 1.40 [35.6] |
| 15 | 30 | 1.50 [38.1] |
| 16 | 32 | 1.60 [40.6] |
| 17 | 34 | 1.70 [43.2] |
| 18 | 36 | 1.80 [45.7] |
| 19 | 38 | 1.90 [48.3] |
| 20 | 40 | 2.00 [50.8] |
| 21 | 42 | 2.10 [53.3] |
| 22 | 44 | 2.20 [55.9] |
| 23 | 46 | 2.30 [58.4] |
| 24 | 48 | 2.40 [61.0] |
| 25 | 50 | 2.50 [63.5] |
| 26 | 52 | 2.60 [66.0] |
| 27 | 54 | 2.70 [68.6] |
| 28 | 56 | 2.80 [71.1] |
| 29 | 58 | 2.90 [73.7] |
| 30 | 60 | 3.00 [76.2] |
| 31 | 62 | 3.10 [78.7] |
| 32 | 64 | 3.20 [81.3] |
| 33 | 66 | 3.30 [83.8] |
| 34 | 68 | 3.40 [86.4] |
| 35 | 70 | 3.50 [88.9] |
| 36 | 72 | 3.60 [91.4] |

Dual Row Ordering Information

Gold

9X9XXX-XX-XX-XX



Tin

9X9XXX-XX-XX-XX



TS-0769-E
Sheet 4 of 4



Electronic Solutions Division
Interconnect Solutions
<http://www.3M.com/interconnects/>

3M is a trademark of 3M Company.
For technical, sales or ordering information call
800-225-5373

Regulatory Information Appendix

3M Electronic Solutions Division/Interconnect

EUROPE

Appendix E1: European Union RoHS

Directive 2002/95/EC, Restriction of the Use of Certain Hazardous Substances in Electrical & Electronic Equipment, as amended by EU Commission Decision 2005/618/EC.

This product is RoHS Compliant 2005/95/EC.

“RoHS Compliant 2005/95/EC” means that the product or part (“Product”) does not contain any of the substances in excess of the maximum concentration values in EU Directive 2002/95/EC, as amended by Commission Decision 2005/618/EC, unless the substance is in an application that is exempt under EU RoHS. Unless otherwise stated by 3M in writing, this information represents 3M’s best knowledge and belief based upon information provided by third party suppliers to 3M.

In the event any product is proven not to conform with 3M’s Regulatory Information Appendix, then 3M’s entire liability and Buyer’s exclusive remedy will be in accordance with the Warranty stated below.

Appendix E2: European Union RoHS

Directive 2002/95/EC, Restriction of the Use of Certain Hazardous Substances in Electrical & Electronic Equipment, as amended by EU Commission Decision 2005/618/EC.

This product contains lead in the compliant pin area in excess of the maximum concentration value allowed but is compliant by exemption under EU Commission Decision 2005/747/EC.

“RoHS Compliant 2005/95/EC” means that the product or part (“Product”) does not contain any of the substances in excess of the maximum concentration values in EU Directive 2002/95/EC, as amended by Commission Decision 2005/618/EC, unless the substance is in an application that is exempt under EU RoHS. Unless otherwise stated by 3M in writing, this information represents 3M’s best knowledge and belief based upon information provided by third party suppliers to 3M.

In the event any product is proven not to conform with 3M’s Regulatory Information Appendix, then 3M’s entire liability and Buyer’s exclusive remedy will be in accordance with the Warranty stated below.

Appendix E3: European Union RoHS

Directive 2002/95/EC, Restriction of the Use of Certain Hazardous Substances in Electrical & Electronic Equipment as amended by Commission Decision 2005/618/EC.

This product contains lead in the solder tail area in excess of the maximum concentration value allowed.

Unless otherwise stated by 3M in writing, this information represents 3M’s best knowledge and belief based upon information provided by third party suppliers to 3M.

In the event any product is proven not to conform with 3M’s Regulatory Information Appendix, then 3M’s entire liability and Buyer’s exclusive remedy will be in accordance with the Warranty stated below.

Appendix E4: European Union RoHS

Directive 2002/95/EC, Restriction of the Use of Certain Hazardous Substances in Electrical & Electronic Equipment, as amended by EU Commission Decision 2005/618/EC, as amended by EU Commission Decision 2005/717/EC, as amended by EU Court of Justice Decision 2008/C 116/04

This product contains decaBDE in the insulating material in excess of the maximum concentration allowed for finished products subject to EU RoHS that are placed on the EU market after June 30, 2008.

Unless otherwise stated by 3M in writing, this information represents 3M’s best knowledge and belief based upon information provided by third party suppliers to 3M.

In the event any product is proven not to conform with 3M’s Regulatory Information Appendix, then 3M’s entire liability and Buyer’s exclusive remedy will be in accordance with the Warranty stated below.

Appendix E5: European Union RoHS

Directive 2002/95/EC, Restriction of the Use of Certain Hazardous Substances in Electrical and Electronic Equipment, as amended by EU Commission Decision 2005/618/EC.

This product contains lead in excess of the maximum concentration value allowed but is compliant by exemption under Item 6 of the Annex to the Directive.

“RoHS Compliant 2005/95/EC” means that the product or part (“Product”) does not contain any of the substances in excess of the maximum concentration values in EU Directive 2002/95/EC, as amended by Commission Decision 2005/618/EC, unless the substance is in an application that is exempt under EU RoHS. Unless otherwise stated by 3M in writing, this information represents 3M’s best knowledge and belief based upon information provided by third party suppliers to 3M.

In the event any product is proven not to conform with 3M’s Regulatory Information Appendix, then 3M’s entire liability and Buyer’s exclusive remedy will be in accordance with the Warranty stated below.

CHINA

Appendix C1: China RoHS



Electronic Industry Standard of the People’s Republic of China, SJ/T11363-2006, Requirements for Concentration Limits for Certain Hazardous Substances in Electronic Information Products.

This symbol, per Marking for the Control of Pollution Caused by Electronic Information Products, SJ/T11364-2006, means that the product or part **does not** contain any of the following substances in excess of the following maximum concentration values in any homogeneous material: (a) 0.1% (by weight) for lead, mercury, hexavalent chromium, polybrominated biphenyls or polybrominated diphenyl ethers (excluding decaBDE); or (b) 0.01% (by weight) for cadmium. Unless otherwise stated by 3M in writing, this information represents 3M’s best knowledge and belief based upon information provided by third party suppliers to 3M.

In the event any product is proven not to conform with 3M’s Regulatory Information Appendix, then 3M’s entire liability and Buyer’s exclusive remedy will be in accordance with the Warranty stated below.

Appendix C2: China RoHS



Electronic Industry Standard of the People’s Republic of China, SJ/T11363-2006, Requirements for Concentration Limits for Certain Hazardous Substances in Electronic Information Products.

This symbol, per Marking for the Control of Pollution Caused by Electronic Information Products, SJ/T11364-2006, means that the product or part **does** contain a substance, as detailed in the chart below, in excess of the following maximum concentration values in any homogeneous material: (a) 0.1% (by weight) for lead, mercury, hexavalent chromium, polybrominated biphenyls or polybrominated diphenyl ethers (excluding decaBDE); or (b) 0.01% (by weight) for cadmium. Unless otherwise stated by 3M in writing, this information represents 3M’s best knowledge and belief based upon information provided by third party suppliers to 3M.

The numerical reference in the symbol above should not be construed as a representation regarding the product’s life or an extension of a product warranty. The product warranty is stated below. In the event any product is proven not to conform with 3M’s Regulatory Information Appendix, then 3M’s entire liability and Buyer’s exclusive remedy will be in accordance with the product Warranty stated below.

产品中有毒有害物质或元素的名称及含量 Name and Content of Hazardous Substances or Elements

| 部件名称 (Part or Component Name) | 有毒有害物质或元素 (Hazardous Substances or Elements) | | | | | |
|---|--|--------|--------|--------------|------------|--------------|
| | 铅 (Pb) | 汞 (Hg) | 镉 (Cd) | 六价铬 (Cr(VI)) | 多溴联苯 (PBB) | 多溴二苯醚 (PBDE) |
| 端子镀层 (contact plating) | × | ○ | ○ | ○ | ○ | ○ |
| ○: 表示该有毒有害物质在该部件所有均质材料中的含量均在SJ/T11363-2006 标准规定的限量要求以下。(Indicates that this hazardous substance contained in all of the homogeneous materials for this part is below the limit requirement in SJ/T11363-2006.) ×: 表示该有毒有害物质至少在该部件的某一均质材料中的含量超出SJ/T11363-2006 标准规定的限量要求。(Indicates that this hazardous substance contained in at least one of the homogeneous materials used for this part is above the limit requirement in SJ/T11363-2006.) | | | | | | |

Appendix C3: China RoHS

Electronic Industry Standard of the People's Republic of China, SJ/T11363-2006, Requirements for Concentration Limits for Certain Hazardous Substances in Electronic Information Products.

This symbol, per Marking for the Control of Pollution Caused by Electronic Information Products, SJ/T11364-2006, means that the product or part **does** contain a substance, as detailed in the chart below, in excess of the following maximum concentration values in any homogeneous material: (a) 0.1% (by weight) for lead, mercury, hexavalent chromium, polybrominated biphenyls or polybrominated diphenyl ethers (excluding decaBDE); or (b) 0.01% (by weight) for cadmium. Unless otherwise stated by 3M in writing, this information represents 3M's best knowledge and belief based upon information provided by third party suppliers to 3M.

The numerical reference in the symbol above should not be construed as a representation regarding the product's life or an extension of a product warranty. The product warranty is stated below. In the event any product is proven not to conform with 3M's Regulatory Information Appendix, then 3M's entire liability and Buyer's exclusive remedy will be in accordance with the product Warranty stated below.

产品中有毒有害物质或元素的名称及含量 Name and Content of Hazardous Substances or Elements

| 部件名称 (Part or Component Name) | 有毒有害物质或元素 (Hazardous Substances or Elements) | | | | | |
|----------------------------------|--|-------|-------|-------------|-----------|-------------|
| | 铅(Pb) | 汞(Hg) | 镉(Cd) | 六价铬(Cr(VI)) | 多溴联苯(PBB) | 多溴二苯醚(PBDE) |
| 合金(Metal alloy) | × | ○ | ○ | ○ | ○ | ○ |
| | | | | | | |

○: 表示该有毒有害物质在该部件所有均质材料中的含量均在SJ/T11363-2006 标准规定的限量要求以下。(Indicates that this hazardous substance contained in all of the homogeneous materials for this part is below the limit requirement in SJ/T11363-2006.)
 ×: 表示该有毒有害物质至少在该部件的某一均质材料中的含量超出SJ/T11363-2006 标准规定的限量要求。(Indicates that this hazardous substance contained in at least one of the homogeneous materials used for this part is above the limit requirement in SJ/T11363-2006.)

Important Notice

All statements, technical information, and recommendations related to 3M's products are based on information believed to be reliable, but the accuracy or completeness is not guaranteed. Before using this product, you must evaluate it and determine if it is suitable for your intended application. You assume all risks and liability associated with such use. Any statements related to the product which are not contained in 3M's current publications, or any contrary statements contained on your purchase order shall have no force or effect unless expressly agreed upon, in writing, by an authorized officer of 3M.

Warranty; Limited Remedy; Limited Liability.

This product will be free from defects in material and manufacture for a period of 90 days from the time of purchase. **3M MAKES NO OTHER WARRANTIES INCLUDING, BUT NOT LIMITED TO, ANY IMPLIED WARRANTY OF MERCHANTABILITY OR FITNESS FOR A PARTICULAR PURPOSE.** If this product is defective within the warranty period stated above, your exclusive remedy shall be, at 3M's option, to replace or repair the 3M product or refund the purchase price of the 3M product. **Except where prohibited by law, 3M will not be liable for any indirect, special, incidental or consequential loss or damage arising from this 3M product, regardless of the legal theory asserted.**



3M Electronics Solutions Division

6801 River Place Blvd.
 Austin, TX 78726-9000
 U.S.A.
 1-800-225-5373
www.3m.com/interconnects

Please recycle. Printed in USA.
 © 3M 2008. All rights reserved.
 RIA-2217A-E

3M is a trademark of 3M Company.



Компания «ЭлектроПласт» предлагает заключение долгосрочных отношений при поставках импортных электронных компонентов на взаимовыгодных условиях!

Наши преимущества:

- Оперативные поставки широкого спектра электронных компонентов отечественного и импортного производства напрямую от производителей и с крупнейших мировых складов;
- Поставка более 17-ти миллионов наименований электронных компонентов;
- Поставка сложных, дефицитных, либо снятых с производства позиций;
- Оперативные сроки поставки под заказ (от 5 рабочих дней);
- Экспресс доставка в любую точку России;
- Техническая поддержка проекта, помощь в подборе аналогов, поставка прототипов;
- Система менеджмента качества сертифицирована по Международному стандарту ISO 9001;
- Лицензия ФСБ на осуществление работ с использованием сведений, составляющих государственную тайну;
- Поставка специализированных компонентов (Xilinx, Altera, Analog Devices, Intersil, Interpoint, Microsemi, Aeroflex, Peregrine, Syfer, Eurofarad, Texas Instrument, Miteq, Cobham, E2V, MA-COM, Hittite, Mini-Circuits, General Dynamics и др.);

Помимо этого, одним из направлений компании «ЭлектроПласт» является направление «Источники питания». Мы предлагаем Вам помощь Конструкторского отдела:

- Подбор оптимального решения, техническое обоснование при выборе компонента;
- Подбор аналогов;
- Консультации по применению компонента;
- Поставка образцов и прототипов;
- Техническая поддержка проекта;
- Защита от снятия компонента с производства.



Как с нами связаться

Телефон: 8 (812) 309 58 32 (многоканальный)

Факс: 8 (812) 320-02-42

Электронная почта: org@eplast1.ru

Адрес: 198099, г. Санкт-Петербург, ул. Калинина, дом 2, корпус 4, литера А.