



Micro Commercial Components



Micro Commercial Components  
 20736 Marilla Street Chatsworth  
 CA 91311  
 Phone: (818) 701-4933  
 Fax: (818) 701-4939

# MCQ4438

## Features

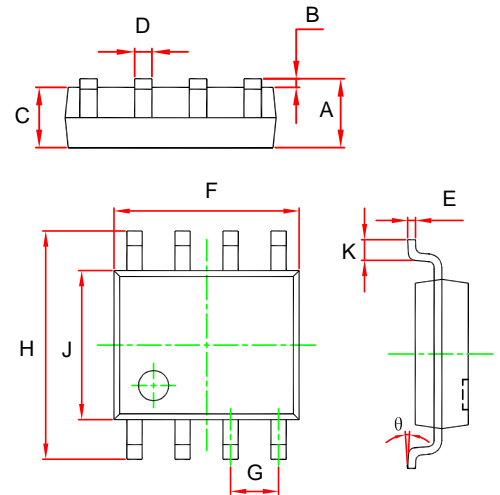
- TrenchFET Power MOSFET
- Halogen free available upon request by adding suffix "-HF"
- Epoxy meets UL 94 V-0 flammability rating
- Moisture Sensitivity Level 1
- Marking:Q4438

## Maximum Ratings @ 25°C Unless Otherwise Specified

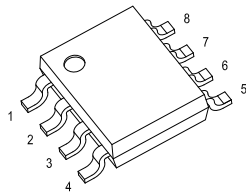
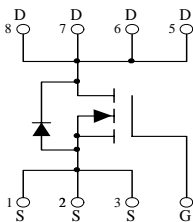
Symbol	Parameter	Rating	Unit
V <sub>DS</sub>	Drain-source Voltage	60	V
I <sub>D</sub>	Drain Current-Continuous(note1)	8.2	A
I <sub>DM</sub>	Pulsed Drain Current(note2)	40	A
V <sub>GS</sub>	Gate-source Voltage	± 20	V
P <sub>D</sub>	Power Dissipation	1.25	W
R <sup>θ</sup> <sub>JA</sub>	Thermal Resistance Junction to Ambient(note1)	100	°C/W
T <sub>J</sub>	Operating Junction Temperature	-55 to +150	°C
T <sub>STG</sub>	Storage Temperature	-55 to +150	°C

## N-Channel Power MOSFET

## SOP-8



## Equivalent Circuit



DIM	DIMENSIONS				NOTE
	INCHES		MM		
A	0.053	0.069	1.350	1.750	
B	0.004	0.010	0.100	0.250	
C	0.053	0.061	1.350	1.550	
D	0.013	0.020	0.330	0.510	
E	0.007	0.010	0.170	0.250	
F	0.189	0.197	4.800	5.000	
G	0.050 (BSC)		1.270 (BSC)		
H	0.228	0.244	5.800	6.200	
J	0.150	0.157	3.800	4.000	
K	0.016	0.050	0.400	1.270	
θ	0°	8°	0°	8°	

**ELECTRICAL CHARACTERISTICS( $T_a=25^\circ\text{C}$  unless otherwise specified)**

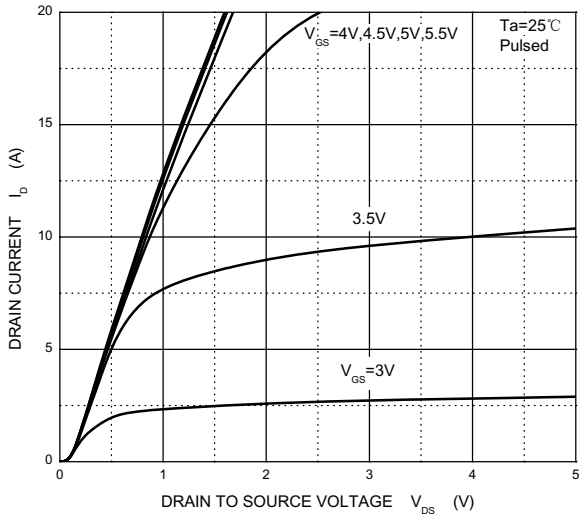
Parameter	Symbol	Test Condition	Min	Typ	Max	Unit
<b>STATIC PARAMETERS</b>						
Drain-source breakdown voltage	$V_{(BR)DSS}$	$V_{GS} = 0V, I_D = 250\mu A$	60			V
Zero gate voltage drain current	$I_{DSS}$	$V_{DS} = 60V, V_{GS} = 0V$			1	$\mu A$
Gate-body leakage current	$I_{GSS}$	$V_{GS} = \pm 20V, V_{DS} = 0V$			$\pm 100$	nA
Gate threshold voltage	$V_{GS(th)}$	$V_{DS} = V_{GS}, I_D = 250\mu A$	1		3	V
Drain-source on-resistance (note 3)	$R_{DS(on)}$	$V_{GS} = 10V, I_D = 8.2A$			22	m $\Omega$
		$V_{GS} = 4.5V, I_D = 7.6A$			36	m $\Omega$
Forward transconductance (note 3)	$g_{fs}$	$V_{DS} = 5V, I_D = 8.2A$	10			S
Diode forward voltage (note 3)	$V_{SD}$	$I_S = 1A, V_{GS} = 0V$			1	V
<b>DYNAMIC PARAMETERS (note 4)</b>						
Input Capacitance	$C_{iss}$	$V_{DS} = 30V, V_{GS} = 0V, f = 1MHz$			2300	pF
Output Capacitance	$C_{oss}$			155		pF
Reverse Transfer Capacitance	$C_{rss}$			116		pF
<b>SWITCHING PARAMETERS (note 4)</b>						
Turn-on delay time	$t_{d(on)}$	$V_{GS} = 10V, V_{DS} = 30V$ $R_L = 3.6\Omega, R_{GEN} = 3\Omega$		8.2		ns
Turn-on rise time	$t_r$			5.5		ns
Turn-off delay time	$t_{d(off)}$			29.7		ns
Turn-off fall time	$t_f$			5.2		ns
Total Gate Charge (10V)	$Q_g$	$V_{DS} = 30V, V_{GS} = 10V, I_D = 8.2A$			58	nC
Total Gate Charge (4.5V)					30	nC
Gate-Source Charge	$Q_{gs}$			6		nC
Gate-Drain Charge	$Q_{gd}$			14.4		nC

**Notes :**

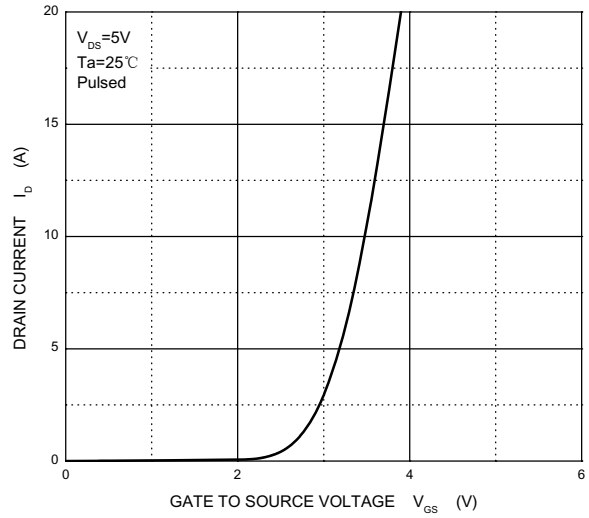
1. The value of  $R_{\theta JA}$  is measured with the device mounted on 1 in<sup>2</sup> FR4 board with 2oz. Copper, in a still air environment with  $T_a=25^\circ\text{C}$ . The value in any given application depends on the user's specific board design. The current rating is based on the  $t \leq 10s$  thermal resistance rating.
2. Repetitive rating : Pulse width limited by junction temperature.
3. Pulse Test : Pulse Width  $\leq 300\mu s$ , Duty Cycle  $\leq 2\%$ .
4. These parameters have no way to verify.

## Typical Characteristics

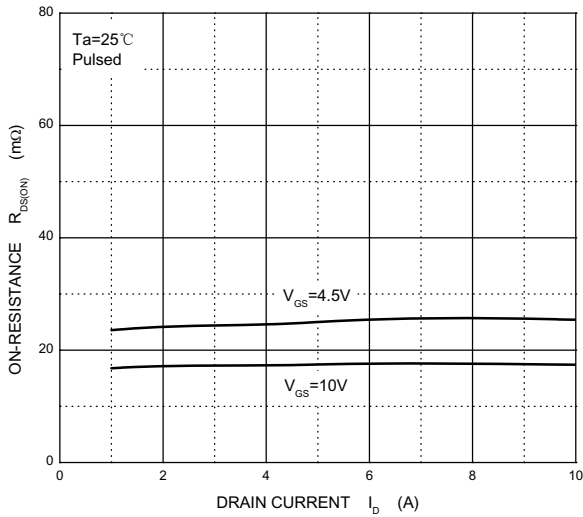
Output Characteristics



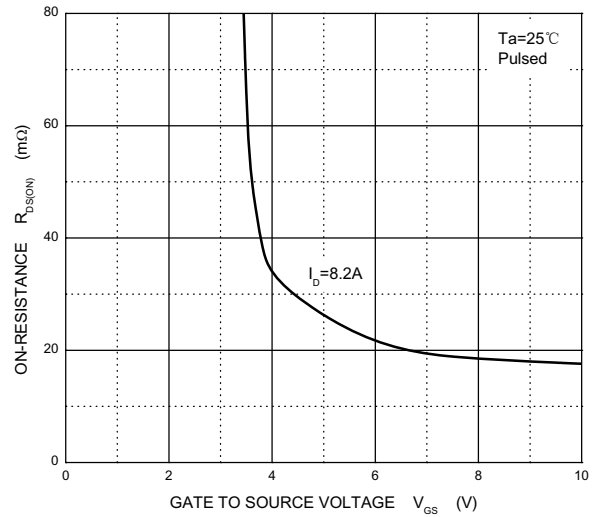
Transfer Characteristics



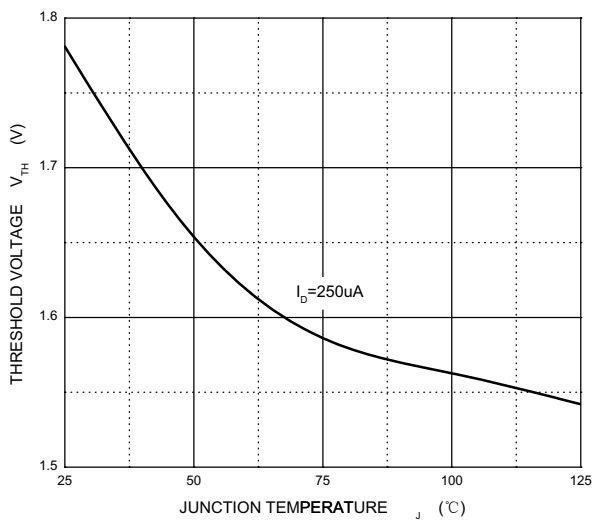
$R_{DS(ON)}$  —  $I_D$



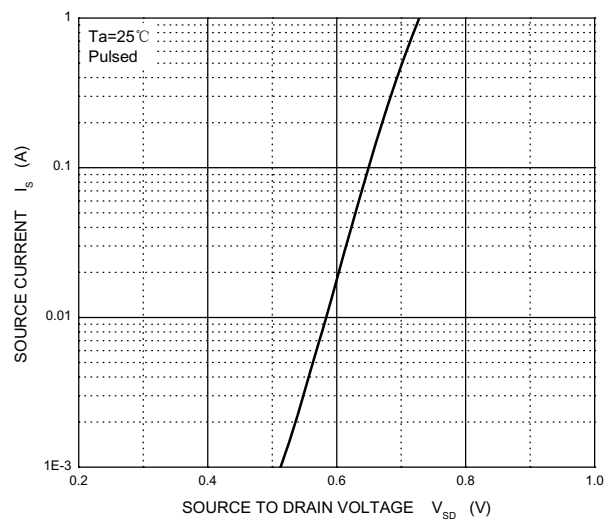
$R_{DS(ON)}$  —  $V_{GS}$



Threshold Voltage



$I_S$  —  $V_{SD}$





Micro Commercial Components

## Ordering Information :

Device	Packing
Part Number-TP	Tape&Reel:4Kpcs/Reel

Note : Adding "-HF" suffix for halogen free, eg. Part Number-TP-HF

### \*\*\*IMPORTANT NOTICE\*\*\*

**Micro Commercial Components Corp.** reserves the right to make changes without further notice to any product herein to make corrections, modifications , enhancements , improvements , or other changes . **Micro Commercial Components Corp .** does not assume any liability arising out of the application or use of any product described herein; neither does it convey any license under its patent rights ,nor the rights of others . The user of products in such applications shall assume all risks of such use and will agree to hold **Micro Commercial Components Corp .** and all the companies whose products are represented on our website, harmless against all damages.

### \*\*\*LIFE SUPPORT\*\*\*

MCC's products are not authorized for use as critical components in life support devices or systems without the express written approval of Micro Commercial Components Corporation.

### \*\*\*CUSTOMER AWARENESS\*\*\*

Counterfeiting of semiconductor parts is a growing problem in the industry. Micro Commercial Components (MCC) is taking strong measures to protect ourselves and our customers from the proliferation of counterfeit parts. MCC strongly encourages customers to purchase MCC parts either directly from MCC or from Authorized MCC Distributors who are listed by country on our web page cited below. Products customers buy either from MCC directly or from Authorized MCC Distributors are genuine parts, have full traceability, meet MCC's quality standards for handling and storage. **MCC will not provide any warranty coverage or other assistance for parts bought from Unauthorized Sources.** MCC is committed to combat this global problem and encourage our customers to do their part in stopping this practice by buying direct or from authorized distributors.

[www.mccsemi.com](http://www.mccsemi.com)



Компания «ЭлектроПласт» предлагает заключение долгосрочных отношений при поставках импортных электронных компонентов на взаимовыгодных условиях!

Наши преимущества:

- Оперативные поставки широкого спектра электронных компонентов отечественного и импортного производства напрямую от производителей и с крупнейших мировых складов;
- Поставка более 17-ти миллионов наименований электронных компонентов;
- Поставка сложных, дефицитных, либо снятых с производства позиций;
- Оперативные сроки поставки под заказ (от 5 рабочих дней);
- Экспресс доставка в любую точку России;
- Техническая поддержка проекта, помощь в подборе аналогов, поставка прототипов;
- Система менеджмента качества сертифицирована по Международному стандарту ISO 9001;
- Лицензия ФСБ на осуществление работ с использованием сведений, составляющих государственную тайну;
- Поставка специализированных компонентов (Xilinx, Altera, Analog Devices, Intersil, Interpoint, Microsemi, Aeroflex, Peregrine, Syfer, Eurofarad, Texas Instrument, Miteq, Cobham, E2V, MA-COM, Hittite, Mini-Circuits, General Dynamics и др.);

Помимо этого, одним из направлений компании «ЭлектроПласт» является направление «Источники питания». Мы предлагаем Вам помощь Конструкторского отдела:

- Подбор оптимального решения, техническое обоснование при выборе компонента;
- Подбор аналогов;
- Консультации по применению компонента;
- Поставка образцов и прототипов;
- Техническая поддержка проекта;
- Защита от снятия компонента с производства.



#### Как с нами связаться

**Телефон:** 8 (812) 309 58 32 (многоканальный)

**Факс:** 8 (812) 320-02-42

**Электронная почта:** [org@eplast1.ru](mailto:org@eplast1.ru)

**Адрес:** 198099, г. Санкт-Петербург, ул. Калинина, дом 2, корпус 4, литера А.