

High Energy Wirewound

Axial Terminal / Surface Mount / Heat Sinkable Packaging



Ohmite Manufacturing's family of High Energy Wirewound Resistors employ special winding techniques to maximize the effective joule rating of each resistor. Most wirewound resistors are wound with the objective of meeting the stated power (wattage) rating and keeping cost low through the use of automatic winding equipment. Typically, manufacturers will allow substitution of resistance wire, depending on material availability. On tight tolerance wirewounds some type of abrasive adjustment to the resistance wire is often used to maximize production yields. Both of these procedures can adversely affect the joule rating and fusing current of a wirewound resistor, and this is often the reason that the manufacturer does not publish a fixed joule rating.

Ohmite High Energy Wirewounds are wound so as to maintain the tightest possible pitch (space between windings) and thereby maximize the mass of the resistive element. Since no wire substitutions are allowed, and no abrasive adjusting is permitted



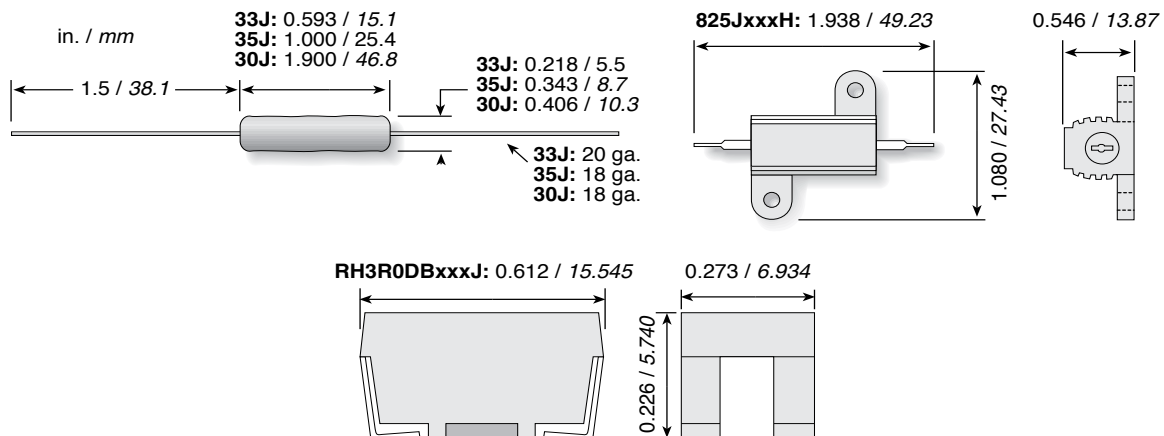
in this family, Ohmite can publish a fixed joule rating and fusing current for each part number in the series.

This technique can be applied to any wirewound product. In order to provide the broadest selection of packaging, Ohmite has developed standard offerings in three different package types-axial, SMD, and heat sinkable. Other sizes and types can be quoted on request, such as tubular power resistors.

SERIES SPECIFICATIONS

| Series | Type | Watts | Tolerance | Voltage |
|-------------|---------------|-------|-----------|---------|
| 33Jxxx | Axial | 3 | 5% | 200 |
| 35Jxxx | Axial | 5 | 5% | 460 |
| 30Jxxx | Axial | 10 | 5% | 1000 |
| 825JxxxH | Heat Sinkable | 25 | 5% | 520 |
| RH3R0DBxxxJ | Surface Mount | 3 | 5% | 200 |

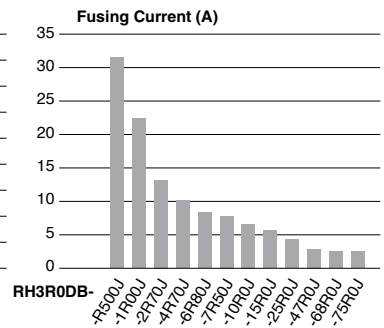
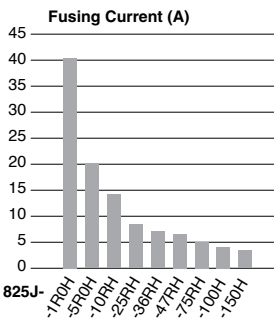
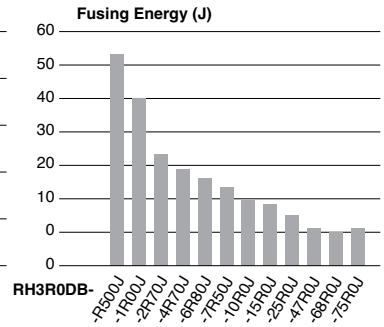
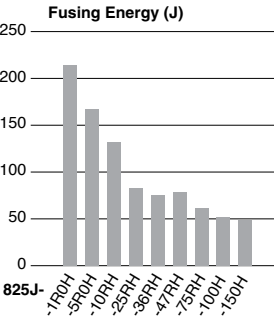
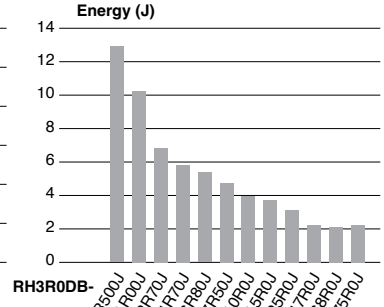
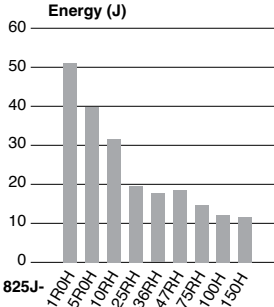
DIMENSIONS



High Energy Wirewound

Axial Terminal / Surface Mount / Heat Sinkable Packaging

PERFORMANCE CHARACTERISTICS



(continued)

High Energy Wirewound

Axial Terminal / Surface Mount / Heat Sinkable Packaging

ORDERING INFORMATION

Standard Part Numbers

| Part Number | Ohms | Power | Energy (J) | Fusing Energy (J) | Current to fuse (A) | Power to fuse (W) |
|--------------|------|-------|------------|-------------------|---------------------|-------------------|
| 33J1R0 | 1 | 3 | 12.70 | 53.26 | 23.93 | 572.60 |
| 33J5R0 | 5 | 3 | 6.25 | 26.20 | 10.03 | 502.96 |
| 33J10R | 10 | 3 | 4.94 | 20.73 | 7.08 | 501.70 |
| 33J15R | 15 | 3 | 4.66 | 19.55 | 5.95 | 531.47 |
| 33J20R | 20 | 3 | 3.91 | 16.40 | 5.00 | 500.45 |
| 33J25R | 25 | 3 | 3.07 | 12.89 | 4.20 | 441.79 |
| 33J30R | 30 | 3 | 2.97 | 12.46 | 3.92 | 460.80 |
| 33J50R | 50 | 3 | 2.43 | 10.20 | 2.97 | 440.68 |
| 33J100 | 100 | 3 | 1.92 | 8.07 | 2.10 | 439.58 |
| 35J1R5 | 1.5 | 5 | 76.55 | 321.19 | 40.32 | 2438.48 |
| 35J2R5 | 2.5 | 5 | 64.65 | 271.23 | 31.59 | 2494.75 |
| 35J7R5 | 7.5 | 5 | 37.66 | 158.01 | 16.90 | 2141.89 |
| 35J12R | 12 | 5 | 37.90 | 158.99 | 14.20 | 2420.25 |
| 35J18R | 18 | 5 | 28.80 | 120.84 | 11.13 | 2228.50 |
| 35J22R | 22 | 5 | 27.48 | 115.29 | 10.03 | 2213.02 |
| 35J36R | 36 | 5 | 22.78 | 95.59 | 7.86 | 2222.93 |
| 35J47R | 47 | 5 | 23.22 | 97.42 | 7.08 | 2358.00 |
| 35J75R | 75 | 5 | 18.77 | 78.77 | 5.55 | 2309.77 |
| 30J2R0 | 2 | 10 | 162.30 | 680.93 | 47.98 | 4603.79 |
| 30J4R7 | 4.7 | 10 | 150.86 | 632.92 | 33.88 | 5395.94 |
| 30J6R8 | 6.8 | 10 | 137.27 | 575.91 | 28.47 | 5513.41 |
| 30J15R | 15 | 10 | 119.76 | 502.47 | 20.11 | 6065.77 |
| 30J27R | 27 | 10 | 85.27 | 357.74 | 14.20 | 5445.56 |
| 30J33R | 33 | 10 | 65.54 | 274.98 | 11.93 | 4700.40 |
| 30J50R | 50 | 10 | 62.45 | 262.03 | 10.03 | 5029.59 |
| 30J82R | 82 | 10 | 51.90 | 217.74 | 7.86 | 5063.34 |
| 30J100 | 100 | 10 | 49.41 | 207.28 | 7.08 | 5017.03 |
| 30J150 | 150 | 10 | 46.61 | 195.54 | 5.95 | 5314.71 |
| 825J1R0H | 1 | 25 | 51.04 | 214.12 | 40.32 | 1625.65 |
| 825J5R0H | 5 | 25 | 39.92 | 167.49 | 20.11 | 2021.92 |
| 825J10RH | 10 | 25 | 31.58 | 132.50 | 14.20 | 2016.87 |
| 825J25RH | 25 | 25 | 19.64 | 82.40 | 8.43 | 1776.01 |
| 825J36RH | 36 | 25 | 17.79 | 74.62 | 7.08 | 1806.13 |
| 825J47RH | 47 | 25 | 18.71 | 78.49 | 6.60 | 2049.57 |
| 825J75RH | 75 | 25 | 14.66 | 61.49 | 5.00 | 1876.69 |
| 825J100H | 100 | 25 | 12.29 | 51.56 | 4.20 | 1767.15 |
| 825J150H | 150 | 25 | 11.59 | 48.64 | 3.53 | 1872.00 |
| RH3R0DBR500J | 0.5 | 3 | 12.93 | 54.25 | 31.59 | 498.95 |
| RH3R0DB1R00J | 1 | 3 | 10.23 | 42.91 | 22.31 | 497.70 |
| RH3R0DB2R70J | 2.7 | 3 | 6.87 | 28.82 | 13.24 | 473.33 |
| RH3R0DB4R70J | 4.7 | 3 | 5.87 | 24.63 | 10.03 | 472.78 |
| RH3R0DB6R80J | 6.8 | 3 | 5.34 | 22.41 | 8.43 | 483.07 |
| RH3R0DB7R50J | 7.5 | 3 | 4.75 | 19.91 | 7.86 | 463.11 |
| RH3R0DB10R0J | 10 | 3 | 3.98 | 16.70 | 6.60 | 436.08 |
| RH3R0DB15R0J | 15 | 3 | 3.75 | 15.75 | 5.55 | 461.95 |
| RH3R0DB25R0J | 25 | 3 | 3.07 | 12.89 | 4.20 | 441.79 |
| RH3R0DB47R0J | 47 | 3 | 2.28 | 9.59 | 2.97 | 414.24 |
| RH3R0DB68R0J | 68 | 3 | 2.08 | 8.72 | 2.49 | 423.26 |
| RH3R0DB75R0J | 75 | 3 | 2.29 | 9.62 | 2.49 | 466.83 |

RoHS compliant product available; Add "E" suffix to part number to specify.

Other values available, contact Ohmite for details.



Компания «ЭлектроПласт» предлагает заключение долгосрочных отношений при поставках импортных электронных компонентов на взаимовыгодных условиях!

Наши преимущества:

- Оперативные поставки широкого спектра электронных компонентов отечественного и импортного производства напрямую от производителей и с крупнейших мировых складов;
- Поставка более 17-ти миллионов наименований электронных компонентов;
- Поставка сложных, дефицитных, либо снятых с производства позиций;
- Оперативные сроки поставки под заказ (от 5 рабочих дней);
- Экспресс доставка в любую точку России;
- Техническая поддержка проекта, помощь в подборе аналогов, поставка прототипов;
- Система менеджмента качества сертифицирована по Международному стандарту ISO 9001;
- Лицензия ФСБ на осуществление работ с использованием сведений, составляющих государственную тайну;
- Поставка специализированных компонентов (Xilinx, Altera, Analog Devices, Intersil, Interpoint, Microsemi, Aeroflex, Peregrine, Syfer, Eurofarad, Texas Instrument, Miteq, Cobham, E2V, MA-COM, Hittite, Mini-Circuits, General Dynamics и др.);

Помимо этого, одним из направлений компании «ЭлектроПласт» является направление «Источники питания». Мы предлагаем Вам помощь Конструкторского отдела:

- Подбор оптимального решения, техническое обоснование при выборе компонента;
- Подбор аналогов;
- Консультации по применению компонента;
- Поставка образцов и прототипов;
- Техническая поддержка проекта;
- Защита от снятия компонента с производства.



Как с нами связаться

Телефон: 8 (812) 309 58 32 (многоканальный)

Факс: 8 (812) 320-02-42

Электронная почта: org@eplast1.ru

Адрес: 198099, г. Санкт-Петербург, ул. Калинина, дом 2, корпус 4, литера А.