


## Basic Version of Ribbon Connectors Solder Type



### FEATURE

- 57 Series are the one that is basic of 57 family Connector. and have six type of the following
  - 57-10Type(Rack and Panel Plug)
  - 57-20Type(Rack and Panel Receptacle)
  - 57-30Type(Cable to Panel Plug)
  - 57-40Type(Panel Receptacle with Spring latches)
  - 57-50Type(L-shape Plug for an Interface)
  - 57-60Type(Cable to Cable Receptacle)

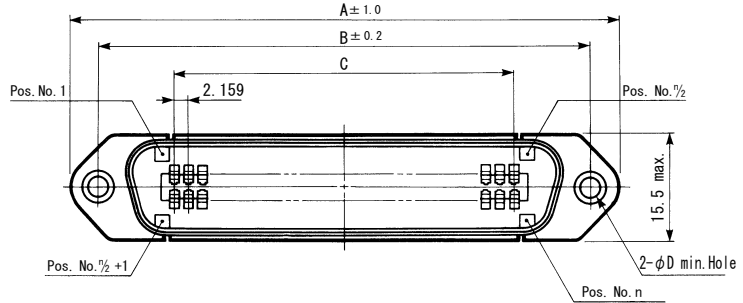

### SPECIFICATION

Voltage Rating	500V AC (r.m.s.)
Current Rating	5A/Contact
Dielectric withstanding voltage	1,200V AC (r.m.s.) for 1 minute
Contact Resistance	DC5Aで5mΩ max.
Insulation Resistance	1,000MΩ min. at 500V DC
Operational temperature	-55°C to +105°C
Wire Accommodation	AWG#22 max. (Solid wire) AWG#24 max. (Standard wire)

### MATERIAL/FINISH

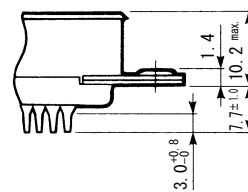
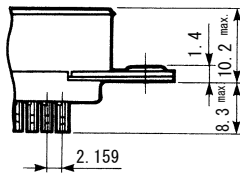
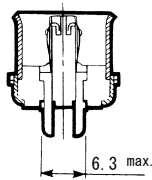
P/N	MATERIAL/FINISH
Insulator	Diallyl phthalate resin (UL94V-0)/Blue
Contact	Copper alloy/Gold Plating
Shell	Brass/Nickel plating
Front Shell	Brass/Nickel Plating (20Type Application)
Boots	Vinyl Chloride(30, 50, 60Type Application)

## 10Type : Rack and Panel Plug



Solder cup type

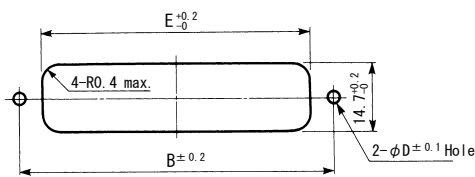
Dip solder



No. of Contacts	Solder cup type	Dip solder	Size			
			A	B	C	D
14	57-10140	57-10140-4	43.9	36.00	12.954	3.05
24	57-10240	57-10240-3	54.7	46.78	23.749	3.05
36	57-10360	57-10360-13	67.7	59.74	36.703	3.05
50	57-10500	57-10500-27	82.8	74.85	51.816	3.05

### Panel Cut-Out Dimensions

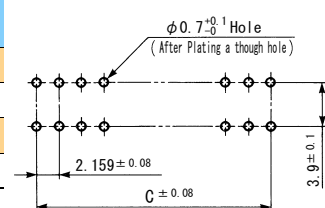
#### Connector Front mount Type



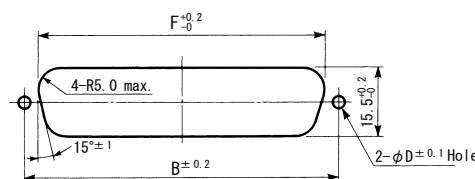
No. of Contacts	B	D	E
14	36.00	3.3	23.9
24	46.78	3.3	34.7
36	59.74	3.3	47.7
50	74.85	3.3	62.8

### PCB Mounting Dimensions

(PCB thickness : 1.6mm)



#### Connector Rear mount Type




No. of Contacts	B	D	F
14	36.00	3.2	29.3
24	46.78	3.2	40.1
36	59.74	3.2	53.0
50	74.85	3.2	68.2

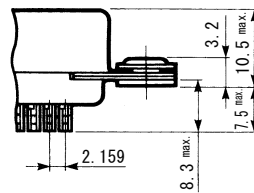
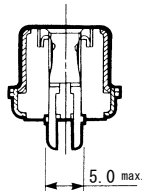
No. of Contacts	C
14	12.954
24	23.749
36	36.703
50	51.816

Note : The Dimension is 16.2 Max. When Mating with 57FE-10Type Connector

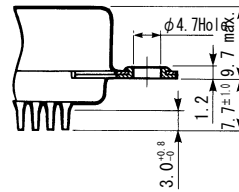
## 20Type : Rack and Panel Receptacle



Solder cup type



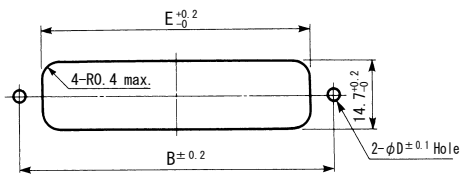
Dip solder



No. of Contacts	Solder cup type	Dip solder	Size			
			A	B	C	D
14	57-20140	57-20140-8	43.9	36.00	12.954	3.05
24	57-20240	57-20240-8	54.7	46.78	23.749	3.05
36	57-20360	57-20360-9	67.7	59.74	36.703	3.05
50	57-20500	57-20500-31	82.8	74.85	51.816	3.05

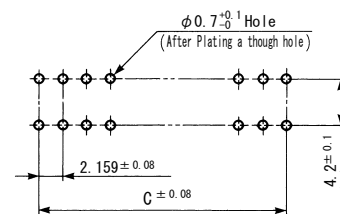
### Panel Cut-Out Dimensions

#### ● Connector Front mount Type

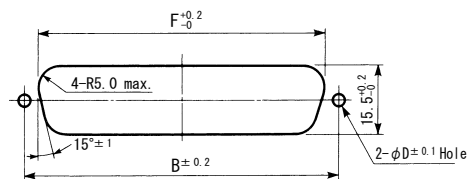


No. of Contacts	B	D	E
14	36.00	3.3	25.3
24	46.78	3.3	36.1
36	59.74	3.3	49.1
50	74.85	3.3	64.1

### PCB Mounting Dimensions (PCB thickness : 1.6mm)



#### ● Connector Rear mount Type



No. of Contacts	B	D	F
14	36.00	3.2	29.3
24	46.78	3.2	40.1
36	59.74	3.2	53.0
50	74.85	3.2	68.2

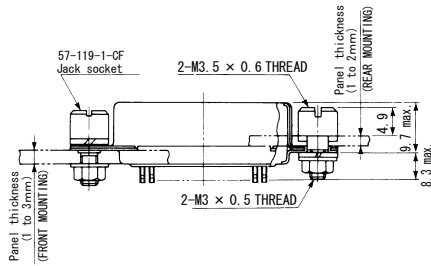

No. of Contacts	C
14	12.954
24	23.749
36	36.703
50	51.816

Note : The Dimension is 16.2 Max. When Mating with 57FE-10Type Connector

## GP-1B Connecters-Receptacle

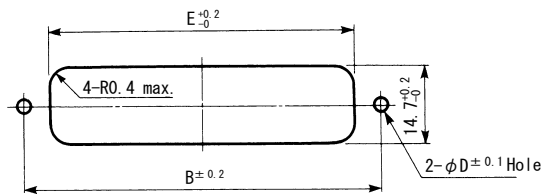
### 57-20240-D35-CG

NO.OF.CONTACTS  
24, 36, 50



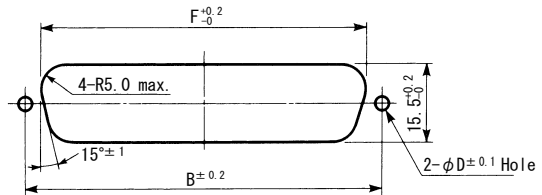
### ■ Panel Cut-Out Dimensions

#### ● Connector Front mount Type



No. of Contacts	B	D	E
24	46.78	4.8	36.1
36	59.74	4.8	49.1
50	74.85	4.8	64.1

#### ● Connector Rear mount Type



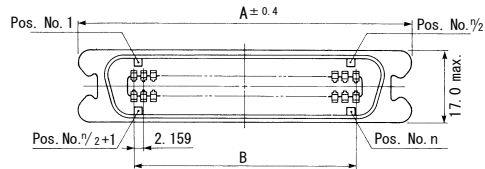
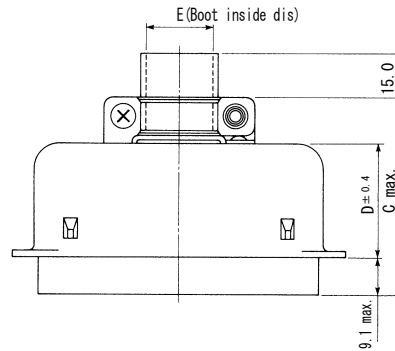

No. of Contacts	B	D	F
24	46.78	4.8	40.1
36	59.74	4.8	53.0
50	74.85	4.8	68.2

Note : The Dimension is 16.2 Max. When Mating with 57FE-10Type Connector

# 57 Series

Unit : mm

## 30Type : Cable Hood to Straight Plug


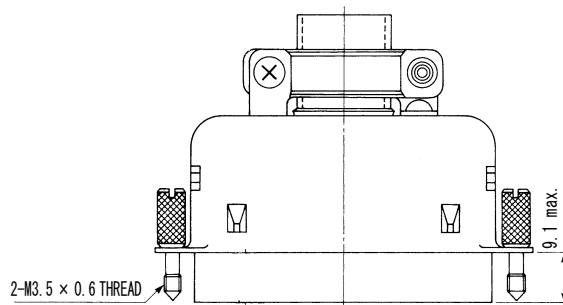


No. of Contacts	Solder cup type	Size				
		A	B	C	D	E
14	57-30140	37.8	12.954	41.4	21.4	6.5 × 9.8
24	57-30240	48.6	23.749	41.0	21.0	11.1 × 9.8
36	57-30360	61.6	36.703	43.0	23.0	13.9 × 9.8
50	57-30500	76.7	51.816	45.4	25.4	17.0 × 9.8

## Cable to Panel-Screw Lock Type Plug

**57-30240-D76**

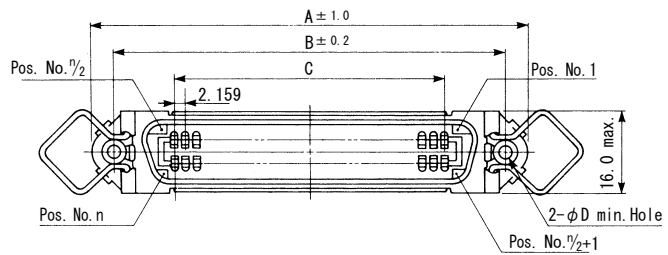
NO.OF.CONTACTS  
14, 24, 36, 50



M

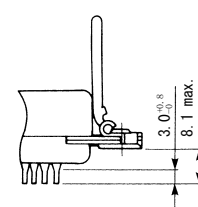
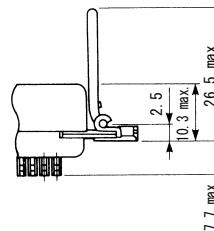
57

## 40Type : Panel Receptacle with Spring latches



Solder cup type

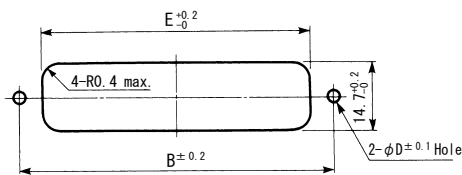
Dip solder



No. of Contacts	Solder cup type	Dip solder	Size			
			A	B	C	D
14	57-40140	57-40140-8	43.9	36.00	12.954	3.05
24	57-40240	57-40240-9	54.7	46.78	23.749	3.05
36	57-40360	57-40360-12	67.7	59.74	36.703	3.05
50	57-40500	57-40500-9	82.8	74.85	51.816	3.05

### Panel Cut-Out Dimensions

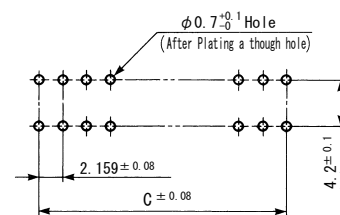
#### Connector Front mount Type



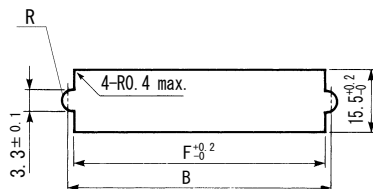
No. of Contacts	B	D	E
14	36.00	3.3	23.9
24	46.78	3.3	34.7
36	59.74	3.3	47.7
50	74.85	3.3	62.8

### PCB Mounting Dimensions

(PCB thickness :1.6mm)



#### Connector Rear mount Type



No. of Contacts	B	F
14	36.00	35.30
24	46.78	46.08
36	59.74	59.04
50	74.85	74.15

No. of Contacts	C
14	12.954
24	23.749
36	36.703
50	51.816


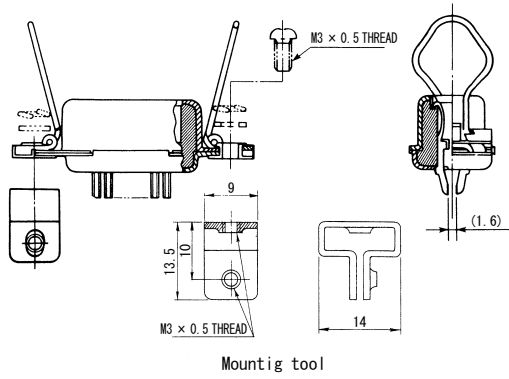
Thickness=1.6mm max.

Unit : mm

## SMT Type Ptacle

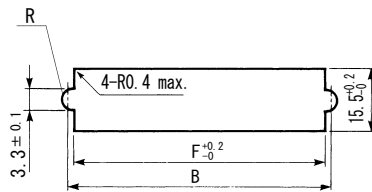
### 57-40500-D39-3F

NO.OF.CONTACTS  
14, 24, 36, 50



### ■ Panel Cut-Out Dimensions

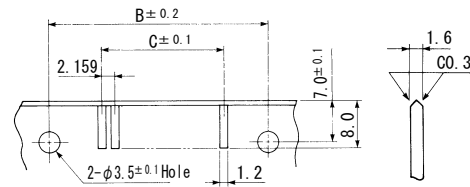
● Connector Rear mount Type



No. of Contacts	B	F
14	36.00	35.30
24	46.78	46.08
36	59.74	59.04
50	74.85	74.15

Thickness=1.6mm max.

### ■ P.C.B. Mounting Dimensions (PCB thickness : 1.6mm)


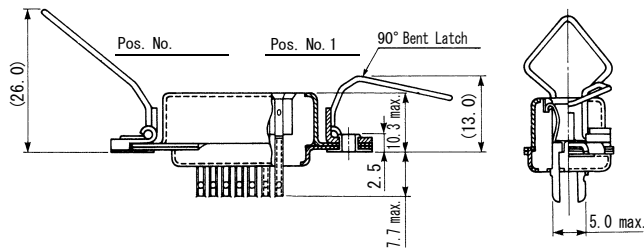


No. of Contacts	B	C
14	36.00	12.954
24	46.78	23.749
36	59.74	36.703
50	74.85	51.816

## 90° Bent Spring Latch

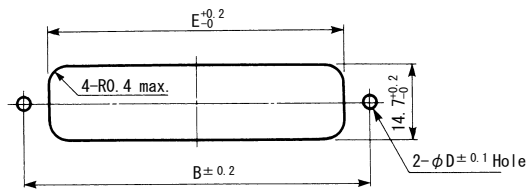
### 57-40140-D87

**NO.OF.CONTACTS**  
14, 24, 36, 50



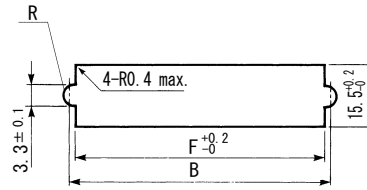
### ■ Panel Cut-Out Dimensions

● Connector Front mount Type



No. of Contacts	B	D	E
14	36.00	3.3	23.9
24	46.78	3.3	34.7
36	59.74	3.3	47.7
50	74.85	3.3	62.8

● Connector Rear mount Type



No. of Contacts	B	F
14	36.00	35.30
24	46.78	46.08
36	59.74	59.04
50	74.85	74.15

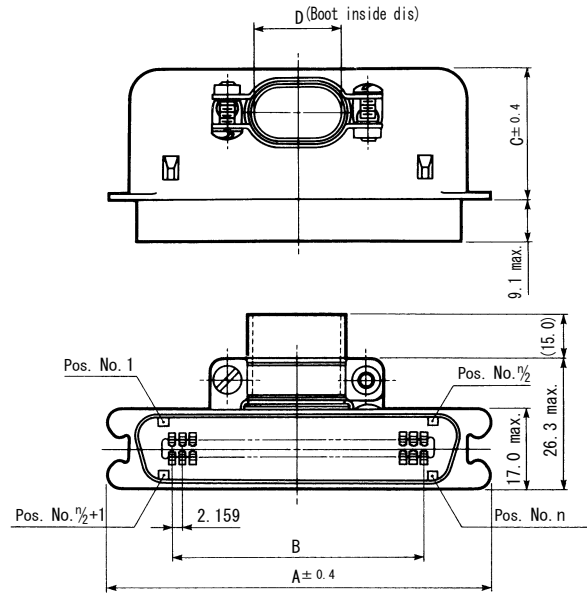

Thickness=1.6mm max.



# 57 Series

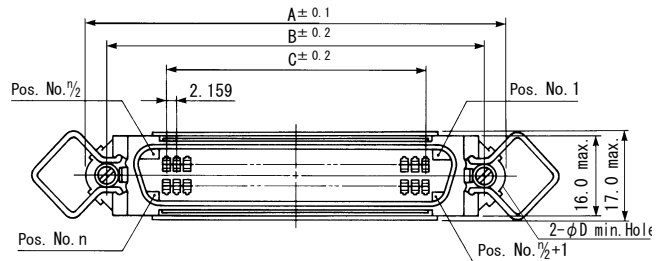
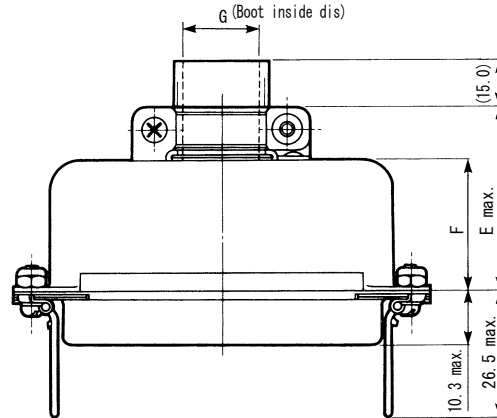

Unit : mm

## 50Type : Cable to Panel Plug



No. of Contacts	Solder cup type	Size			
		A	B	C	D
14	57-50140	37.8	12.954	21.4	8.8 × 6.0 (Oval)
24	57-50240	48.6	23.749	21.0	φ 9.8
36	57-50360	61.6	36.703	23.0	13.9 × 9.8 (Oval)
50	57-50500	76.7	51.816	25.4	17.0 × 9.8 (Oval)

## ■ 60Type : Cable to Cable Receptacles



No. of Contacts	Solder cup type	Size						
		A	B	C	D	E	F	G
14	57-60140	43.9	36.00	12.954	3.05	32.5	21.4	8.8 × 6.0 (Oval)
24	57-60240	54.7	46.78	23.749	3.05	32.1	21.0	φ 9.8
36	57-60360	67.7	59.74	36.703	3.05	34.1	23.0	13.9 × 9.8 (Oval)
50	57-60500	82.8	74.85	51.816	3.05	36.5	25.4	17.0 × 9.8 (Oval)

# 57 Series

Unit : mm

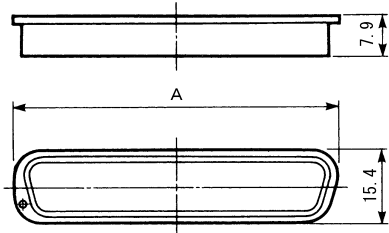
## ■ Dust Cap

Material : Polyethylene resin

Plug : Blue

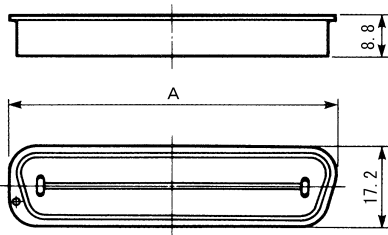
Receptacle : Red

### Plug(10, 30, 50Type)



No.of Contacts	P/N	A
14	57-14P	29.6
24	57-24P	40.4
36	57-36P	53.2
50	57-50P	58.6

### Receptacles(20, 40, 60Type)

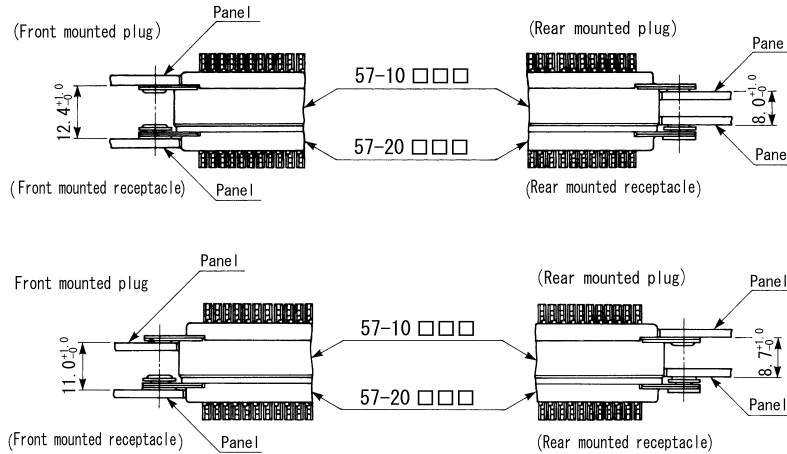


No.of Contacts	P/N	A
14	57-14S	30.0
24	57-24S	42.0
36	57-36S	53.8
50	57-50S	69.0

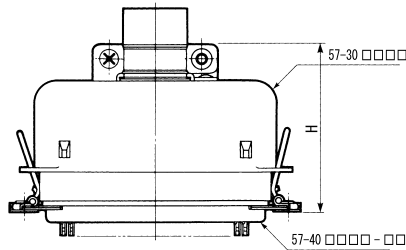
## Mated Dimensions-Rack and Panel Connectors

### 57-10 Type, 57-20 Type

The distance between panels which mounted 57-10 type (plug) and 57-20 type (receptacle) are different depend on the mounting position. Each panel distances are as follows.

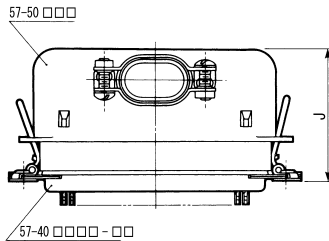


### 57-30Type, 57-40Type (Top Cable entry)



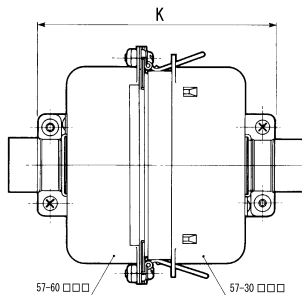
No. of Contacts	H
14	42.5
24	42.0
36	44.0
50	46.7

### 57-40Type, 57-50Type (Side Cable entry)



No. of Contacts	J
14	32.5
24	32.0
36	34.0
50	36.5

### 57-30Type, 57-60Type (Mated dimensions)



P/N	Receptacle		Plug
	No. of Contacts	K	
57-60140	14	74.0	57-30140
57-60240	24	73.1	57-30240
57-60360	36	77.7	57-30360
57-60500	50	81.9	57-30500



Компания «ЭлектроПласт» предлагает заключение долгосрочных отношений при поставках импортных электронных компонентов на взаимовыгодных условиях!

Наши преимущества:

- Оперативные поставки широкого спектра электронных компонентов отечественного и импортного производства напрямую от производителей и с крупнейших мировых складов;
- Поставка более 17-ти миллионов наименований электронных компонентов;
- Поставка сложных, дефицитных, либо снятых с производства позиций;
- Оперативные сроки поставки под заказ (от 5 рабочих дней);
- Экспресс доставка в любую точку России;
- Техническая поддержка проекта, помощь в подборе аналогов, поставка прототипов;
- Система менеджмента качества сертифицирована по Международному стандарту ISO 9001;
- Лицензия ФСБ на осуществление работ с использованием сведений, составляющих государственную тайну;
- Поставка специализированных компонентов (Xilinx, Altera, Analog Devices, Intersil, Interpoint, Microsemi, Aeroflex, Peregrine, Syfer, Eurofarad, Texas Instrument, Miteq, Cobham, E2V, MA-COM, Hittite, Mini-Circuits, General Dynamics и др.);

Помимо этого, одним из направлений компании «ЭлектроПласт» является направление «Источники питания». Мы предлагаем Вам помощь Конструкторского отдела:

- Подбор оптимального решения, техническое обоснование при выборе компонента;
- Подбор аналогов;
- Консультации по применению компонента;
- Поставка образцов и прототипов;
- Техническая поддержка проекта;
- Защита от снятия компонента с производства.



#### Как с нами связаться

**Телефон:** 8 (812) 309 58 32 (многоканальный)

**Факс:** 8 (812) 320-02-42

**Электронная почта:** [org@eplast1.ru](mailto:org@eplast1.ru)

**Адрес:** 198099, г. Санкт-Петербург, ул. Калинина, дом 2, корпус 4, литера А.