

- 1 pole 16 A, 2 pole 8 A, 1 CO contact or 2 CO contacts
- DC- or AC coil, sensitive coil 400 mW
- Reinforced insulation, protection class II (VDE 0700)
- 4 kV / 8 mm coil-contact
- Manual test tab, optionally lockable¹⁾
- Version with mechanical and/or electrical indicator optionally available
- Suitable for use in Tyco standard RT sockets
- Recycleable packaging
- RoHS compliant (Directive 2002/95/EC)

Applications

Panel boards, mechanical engineering

Approvals

 in process  us E214025
 Technical data of approved types on request

Contact data	1-pole	2-pole
Contact configuration	1 CO	2 CO
Contact set	single contact	
Type of interruption	micro disconnection	
Rated current	16 A	8 A
Rated voltage / max.switching voltage AC	240/400 VAC	
Maximum breaking capacity AC	4000 VA	2000 VA
Limiting making capacity,max 4 s, df 10%	30 A	15 A
Contact material	AgNi 90/10	
Mechanical endurance DC coil	> 10 x 10 ⁶	
AC coil	> 5 x 10 ⁶	
Rated frequency of operation with / without load	6 / 600 min ⁻¹	

Contact ratings

Type	Load	Cycles
XT37*	16 A, 250 VAC, CO contact, 70°C, DF 50%, EN61810-1	3x10 ³
XT48*	8 A, 250 VAC, CO contact, 70°C, DF 50%, DC coils, EN61810-1	5x10 ³
XT48*	8 A, 250 VAC, CO contact, 70°C, DF 50%, AC coils, EN61810-1	3x10 ³
XT31*	16 A, 250 VAC, CO contact, 70°C, DF 50%, EN61810-1	3x10 ³
XT42*	8 A, 250 VAC, CO contact, 70°C, DF 50%, DC coils, EN61810-1	5x10 ³
XT42*	8 A, 250 VAC, CO contact, 70°C, DF 50%, AC coils, EN61810-1	3x10 ³
XT37*	16 A, 250 VAC, CO General Purpose 70°C, DF 50%, UL508	3x10 ³
XT48*	8 A, 250 VAC, CO General Purpose 70°C, DF 50%, DC coils, UL508	3x10 ³
XT48*	8 A, 250 VAC, CO General Purpose 70°C, DF 50%, AC coils, UL508	3x10 ³
XT31*	16 A, 250 VAC, CO General Purpose 70°C, DF 50%, UL508	3x10 ³
XT42*	8 A, 250 VAC, CO General Purpose 70°C, DF 50%, DC coils, UL508	3x10 ³
XT42*	8 A, 250 VAC, CO General Purpose 70°C, DF 50%, AC coils, UL508	3x10 ³

Coil data

Rated coil voltage range	DC coil	6...110 VDC
	AC coil	24...230 VAC
Coil power	DC coil	typ 400 mW
	AC coil	typ 0.75 VA
Operative range	2	
Coil insulation system according UL1446	class F	

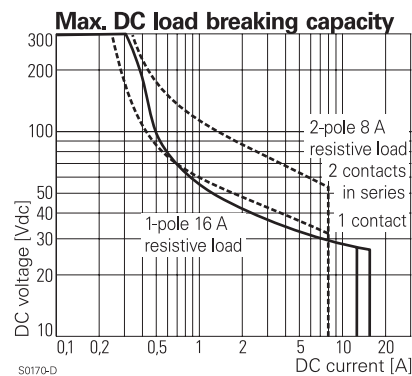
¹⁾ Locking function description

If the test button is pulled out too forcefully, it may bypass the momentary testing position and go straight into the locked position.

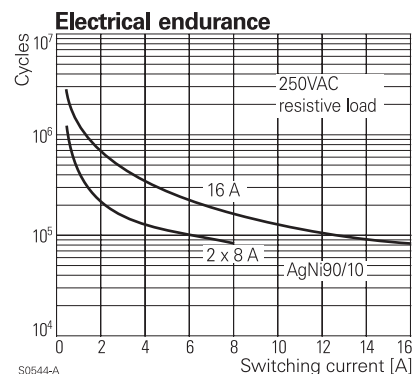
Delivery status is with testing possibility only, to reach locking position please remove the locking plastic pip according drawing.



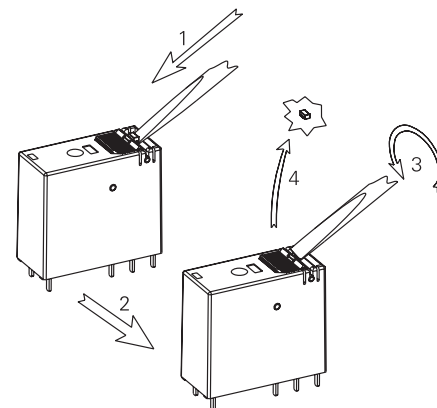
F0289-A



S0170-D



S0544-A



Coil versions, DC-coil

Coil code	LED & PD*	Rated voltage VDC	Operate voltage VDC	Release voltage VDC	Coil resistance Ohm	Rated coil power mW	opt. LED power mW
012	LB2	12	8.4	1.2	360±10%	400	10
024	LC4	24	16.8	2.4	1440±10%	400	19
048	LE8	48	33.6	4.8	5520±10%	417	39
110	MB0	110	77.0	11.0	28800±12%	420	87

All figures are given for coil without preenergization, at ambient temperature +23°C

*) Protection diode PD; standard polarity: +A1 / -A2

Other coil voltages on request

Coil versions, AC-coil 50 Hz

Coil code	LED	Rated voltage VAC	Operate voltage 50 Hz VAC	Release voltage 50 Hz VAC	Coil resistance Ohm	Rated coil power 50 Hz VA	opt. LED power 50 Hz VA
524	R24	24	18.0	3.6	350±10%	0.76	0.012
615	S15	115	86.3	17.3	8100±15%	0.76	0.054
730	T30	230	172.5	34.5	32500±15%	0.74	0.073

All figures are given for coil without preenergization, at ambient temperature +23°C

Other coil voltages on request

Insulation

Dielectric strength coil-contact circuit	5000 V _{rms} in combination with RT78726	
	4000 V _{rms} in combination with RT78725	
open contact circuit	1000 V _{rms}	
adjacent contact circuits	2500 V _{rms}	
Clearance / creepage coil-contact circuit	≥ 8 / 8 mm	
Material group of insulation parts	≥ IIIa	
Tracking index of relay base	PTI 175 V	
Insulation to IEC 60664-1		
Type of insulation coil-contact circuit	reinforced	
open contact circuit	functional	
adjacent contact circuits	basic	
Rated insulation voltage	250 V	
Pollution degree	3	2
Rated voltage system	240 V	400 V
Overvoltage category	III	

Other data

	1-pole	2-pole
RoHS - Directive 2002/95/EC	compliant	
Flammability class according to UL94	V-0	
Ambient temperature range DC coil	-40...+70°C	
AC coil	-40...+70°C	
Operate- / release time DC coil	9 / 6 ms	
Bounce time DC coil, NO / NC contact	4 / 12 ms	
Vibration resistance (function), NO / NC contact	20 / 5 g, 30 ... 500 Hz	
Shock resistance (destruction)	100 g	
Category of protection	RTII	
Mounting distance	4,5 mm, dense packing of sockets	
Relay weight	16 g	
Packaging unit	10 / 250 pcs	

Accessories

For Details see datasheet Accessories Interface Power Relay XT

Coil operating range DC



Coil operating range AC



Terminal assignment

Bottom view on pins

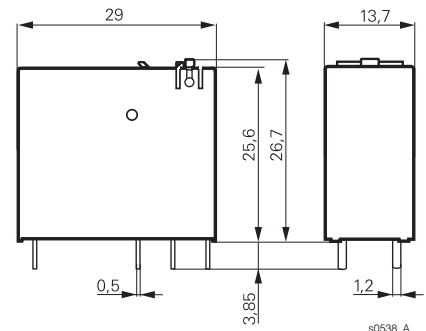
1 CO contact 16 A



2 CO contacts 8 A



Dimensions



Interface Plug-in Relay XT (Continued)

Product key

X	T			4			
---	---	--	--	---	--	--	--

Type

Version

- 3** 1-pole, 16 A, pinning 5 mm
- 4** 2-pole, 8 A, pinning 5 mm

Contact configuration

- 1** 1 CO contact
- 2** 2 CO contacts
- 7** 1 CO contact with test button and mechanical indicator
- 8** 2 CO contacts with test button and mechanical indicator

Contact material

- 4** AgNi 90/10

Coil

Coil code: please refer to coil versions table, preferred types in bold print

Product key	Contacts	Cont. material	Coil	Coil	Part number
XT374LC4	1 CO contact	AgNi 90/10	DC-coil	24 VDC	1887112-1
XT374R24	16 A	test button, mechanical	AC-coil	24 VAC	1887113-3
XT374T30				230 VAC	1887113-1
XT484LC4	2 CO contacts	and electrical	DC-coil	24 VDC	1887212-1
XT484R24	8 A	indicator	AC-coil	24 VAC	1887213-3
XT484T30				230 VAC	1887213-1



Компания «ЭлектроПласт» предлагает заключение долгосрочных отношений при поставках импортных электронных компонентов на взаимовыгодных условиях!

Наши преимущества:

- Оперативные поставки широкого спектра электронных компонентов отечественного и импортного производства напрямую от производителей и с крупнейших мировых складов;
- Поставка более 17-ти миллионов наименований электронных компонентов;
- Поставка сложных, дефицитных, либо снятых с производства позиций;
- Оперативные сроки поставки под заказ (от 5 рабочих дней);
- Экспресс доставка в любую точку России;
- Техническая поддержка проекта, помощь в подборе аналогов, поставка прототипов;
- Система менеджмента качества сертифицирована по Международному стандарту ISO 9001;
- Лицензия ФСБ на осуществление работ с использованием сведений, составляющих государственную тайну;
- Поставка специализированных компонентов (Xilinx, Altera, Analog Devices, Intersil, Interpoint, Microsemi, Aeroflex, Peregrine, Syfer, Eurofarad, Texas Instrument, Miteq, Cobham, E2V, MA-COM, Hittite, Mini-Circuits, General Dynamics и др.);

Помимо этого, одним из направлений компании «ЭлектроПласт» является направление «Источники питания». Мы предлагаем Вам помощь Конструкторского отдела:

- Подбор оптимального решения, техническое обоснование при выборе компонента;
- Подбор аналогов;
- Консультации по применению компонента;
- Поставка образцов и прототипов;
- Техническая поддержка проекта;
- Защита от снятия компонента с производства.



Как с нами связаться

Телефон: 8 (812) 309 58 32 (многоканальный)

Факс: 8 (812) 320-02-42

Электронная почта: org@eplast1.ru

Адрес: 198099, г. Санкт-Петербург, ул. Калинина, дом 2, корпус 4, литера А.