



### »» Features

- Heavy duty sugar cube relay with 20A 120VAC, 16A 240VAC, TV-8 rating.
- UL & VDE safety approval.
- Optional for flux free, sealed type and sealed type washable cover, SPNO, SPDT contact configuration.
- High CTI 250 material or product comply with IEC 60335-1 are available.
- High performance PCB power relay for motor control, compressor control, home appliances.
- Complies with RoHS-Directive 2011/65/EU.
- Optional for halogen free version.

### »» Type List

#### ◆ Standard type

Terminal style	Contact form	Insulation system	Designation (provided with)		
			Flux tight	Sealed type	Sealed type washable
PCB terminal	1A (SPNO)	-----	207-1AH-C	207-1AH-V	207-1AH-S
		F	207-1AH-F-C	207-1AH-F-V	207-1AH-F-S

#### ◆ High power type

PCB terminal	1A (SPNO)	-----	207H-1AC-C	207H-1AC-V	207H-1AC-S
		F	207H-1AC-F-C	207H-1AC-F-V	207H-1AC-F-S

### »» Ordering Information

207   - 1A H -  - C   
 1 2 3 4 5 6 7 8

- |   |   |
|---|---|
| <p>1. 207 -- Basic series designation</p> <p>2. Blank -- Standard type<br/>H -- High power type</p> <p>3. Blank -- Standard type<br/>A -- Double pin type</p> <p>4. 1A -- Single pole normally open<br/>1C -- Single pole double throw</p> <p>5. C -- Contact material AgNi<br/>H -- Contact material AgSnO</p> | <p>6. Blank -- Standard type<br/>F -- Class F</p> <p>7. C -- Flux tight<br/>V -- Sealed type<br/>S -- Sealed type washable</p> <p>8. <input type="checkbox"/> -- Coil voltage (please refer to the coil rating data for the availability)</p> |
|---|---|

### »» Contact Rating

#### ◆ 207

Resistive load	NO: 17A 240VAC 100K cycles 10A 240VAC at 105°C 300K cycles (B10 value) NC: 10A 240VAC 100K cycles
Max. switching current	20A
Max. switching voltage	277VAC
Max. switching capacity	4080VA

## ◆ 207H

Resistive load	NO: 17A 240VAC 100K cycles 16A 240VAC at 105°C 100K cycles 10A 240VAC at 105°C 300K cycles NC: 10A 240VAC 100K cycles
Max. switching current	20A
Max. switching voltage	277VAC
Max. switching capacity	4080VA

## »» Coil Rating (DC)

Rated voltage (V)	Rated current ±10 % at 23°C (mA)	Coil resistance ±10 % at 23°C (Ω)	Max. continuous voltage at 85°C	Pick up voltage(Max.) at 23°C	Drop out voltage(Min.) at 23°C	Power consumption at rated voltage
3	130	23	150 % of rated voltage	75 % of rated voltage	5 % of rated voltage	approx. 0.4W
5	79	63				
6	67	90				
9	44	203				
12	33	360				
18	22	810				
24	17	1440				
36	11	3240				
48	8	5760				

## »» Specification

Contact material	AgSnO / AgNi alloy	
Contact resistance <sup>(1)</sup>	100mΩ Max. (at 1A/6VDC by 4-wire resistance measurement)	
Operate time <sup>(1)</sup>	15ms Max.	
Release time <sup>(1)</sup>	10ms Max.	
Vibration resistance	Operating extremes	10~50Hz , amplitude 1.0 mm
	Damage limits	10~50Hz , amplitude 1.0 mm
Shock resistance	Operating extremes	10G
	Damage limits	100G
Life expectancy	Mechanical	10,000,000 ops. (frequency 18,000 ops./hr)
	Electrical	See contact rating. (frequency 360 ops./hr)
Operating ambient temperature	-40~+85°C (no freezing) <sup>(2)</sup>	
Weight	Approx. 15 g	

Note : (1) Initial value. Operate and release time excluding contact bounce.

(2) special version of high temperature 105°C can be selected.

- (3) Unless otherwise specified, all tests are under room temperature and humidity.
- (4) Consider the heat of PCB is necessary, please check the actual condition of PCB.
- (5) Applying no diode to this relay. The life expectancy will be lower when a diode is used. To use a varistor (ZNR) could absorb the coil surge of relay that is recommended.
- (6) Do not use the relay exceeding the coil rating, contact rating and life expectancy, or this may cause the risk of overheating.
- (7) To assure optimum performance, avoid the relay from dropping, hitting, or other unnecessary shocks.
- (8) Do not switch the contacts without any load as the contact resistance may become increased rapidly.
- (9) Usage, transport and storage conditions
  - 1. Temperature:  $-40 \sim +85^{\circ}\text{C}$
  - 2. Humidity: 5 to 85% R.H.
  - 3. Pressure: 86 to 106 kPa
  - Furthermore, the humidity range varies with the temperature. So, use relays within the range indicated in the graph below.



- (10) Please contact Song Chuan for the detailed information.

## »» Insulation Data

Insulation resistance <sup>(1)</sup>	100 MΩ Min. (DC 500V)	
Dielectric strength <sup>(1)</sup>	Between open contact	: AC 1000V, 50/60Hz 1 min.
	Between contact and coil	: AC 2500V, 50/60Hz 1 min.
Insulation of IEC 61810-1		
Clearance / creepage distances	Between coil to contact	: Basic, $\geq 1.5\text{mm} / \geq 2.5\text{mm}$
	Between open contact	: Functional
Rated insulation voltage	250V	
Rated impulse withstand voltage	2500V	
Pollution degree	2	
Rated voltage	230 / 400V	
Overvoltage category	II	

## »» Safety Approval

Certified	UL / CUL	VDE
File No.	E88991	40025801

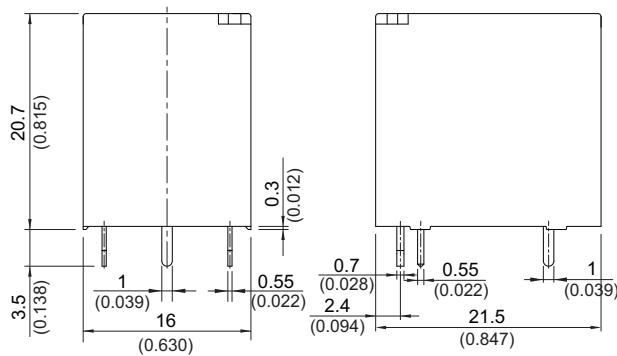
### »» Safety Approval Rating

UL / CUL				VDE
207		207H		
NO	NC	NO	NC	
20A 277VAC	16A 277VAC	20A 277VAC	16A 277VAC	NO : 17A 250VAC T105 NC : 10A 250VAC T85
1HP 125VAC	1/3HP 7.2A/125VAC	1HP 125VAC	1/3HP 7.2A/125VAC	
TV-5 (for AgSnO contact)	1/2HP 4.9A/250VAC 1/2HP 9.8A/125VAC (for AgSnO contact)	TV-8 (for AgSnO contact)	1/2HP 4.9A/250VAC 1/2HP 9.8A/125VAC (for AgSnO contact)	

Note : (1) Flux tight version is recommended in high temperature. If there is cleaning process and sealed type is selected, the vent-hole should be removed after the process.

### »» Outline Dimensions

#### ◆ 207,207H



#### ◆ 207A,207HA

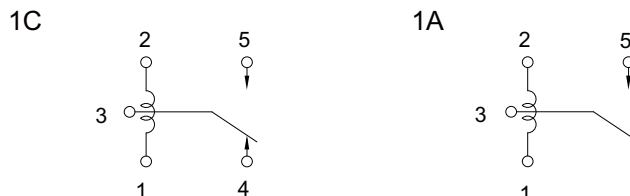


TOLERANCE:  
 LESS THAN: 1(0.039) ±0.1(0.004)  
 5(0.197) ±0.3(0.012)  
 20(0.787) ±0.5(0.020)  
 MORE THAN: 20(0.787) ±1(0.039)

### »» Wiring Diagram

BOTTOM VIEW

#### ◆ 207,207H



#### ◆ 207A,207HA



## »» PC Board Layout

BOTTOM VIEW

◆ 207,207H

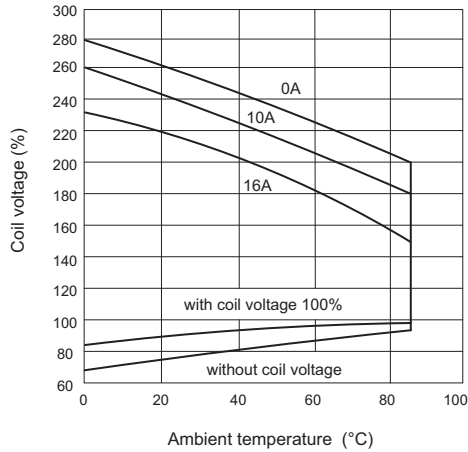


◆ 207A,207HA

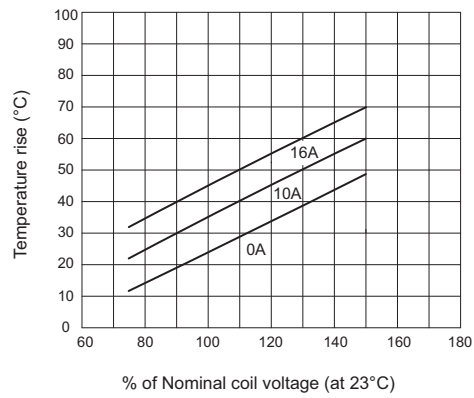


## »» Engineering Data

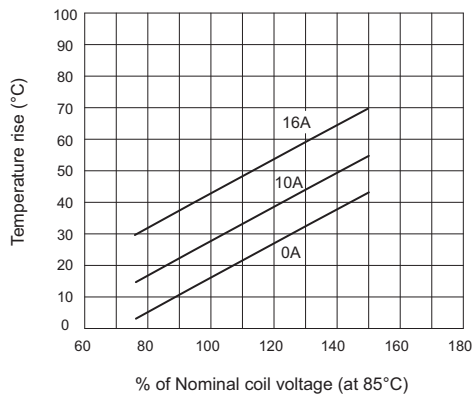
Coil operating range



Coil temperature rise



Coil temperature rise





Компания «ЭлектроПласт» предлагает заключение долгосрочных отношений при поставках импортных электронных компонентов на взаимовыгодных условиях!

Наши преимущества:

- Оперативные поставки широкого спектра электронных компонентов отечественного и импортного производства напрямую от производителей и с крупнейших мировых складов;
- Поставка более 17-ти миллионов наименований электронных компонентов;
- Поставка сложных, дефицитных, либо снятых с производства позиций;
- Оперативные сроки поставки под заказ (от 5 рабочих дней);
- Экспресс доставка в любую точку России;
- Техническая поддержка проекта, помощь в подборе аналогов, поставка прототипов;
- Система менеджмента качества сертифицирована по Международному стандарту ISO 9001;
- Лицензия ФСБ на осуществление работ с использованием сведений, составляющих государственную тайну;
- Поставка специализированных компонентов (Xilinx, Altera, Analog Devices, Intersil, Interpoint, Microsemi, Aeroflex, Peregrine, Syfer, Eurofarad, Texas Instrument, Miteq, Cobham, E2V, MA-COM, Hittite, Mini-Circuits, General Dynamics и др.);

Помимо этого, одним из направлений компании «ЭлектроПласт» является направление «Источники питания». Мы предлагаем Вам помощь Конструкторского отдела:

- Подбор оптимального решения, техническое обоснование при выборе компонента;
- Подбор аналогов;
- Консультации по применению компонента;
- Поставка образцов и прототипов;
- Техническая поддержка проекта;
- Защита от снятия компонента с производства.



#### Как с нами связаться

**Телефон:** 8 (812) 309 58 32 (многоканальный)

**Факс:** 8 (812) 320-02-42

**Электронная почта:** [org@eplast1.ru](mailto:org@eplast1.ru)

**Адрес:** 198099, г. Санкт-Петербург, ул. Калинина, дом 2, корпус 4, литера А.