

Connection terminal block - AKG 16 GY - 0423043

Please be informed that the data shown in this PDF Document is generated from our Online Catalog. Please find the complete data in the user's documentation. Our General Terms of Use for Downloads are valid (<http://phoenixcontact.com/download>)




Connection terminal block, Connection method Screw connection, Load current : 76 A, Cross section: 1.5 mm² - 16 mm², Width: 9.8 mm, Color: gray

The figure shows a version of the article



Key Commercial Data

| | |
|--------------------------------------|---|
| Packing unit | 1 pc |
| Minimum order quantity | 50 pc |
| GTIN |  4 017918 002022 |
| Weight per Piece (excluding packing) | 10.73 g |
| Custom tariff number | 85369010 |
| Country of origin | Germany |

Technical data

General

| | |
|--|--|
| Color | gray |
| Insulating material | PA |
| Nominal cross section | 16 mm ² |
| Flammability rating according to UL 94 | V2 |
| Maximum load current | 76 A (with 16 mm ² conductor cross section) |
| Nominal current I _N | 76 A |
| Maximum load current | 76 A (with 16 mm ² conductor cross section) |
| Nominal voltage U _N | 300 V |

Dimensions

| | |
|--------|---------|
| Length | 23.7 mm |
|--------|---------|

Connection terminal block - AKG 16 GY - 0423043

Technical data

Dimensions

| | |
|-------|--------|
| Width | 9.8 mm |
|-------|--------|

Connection data

| | |
|---|---------------------|
| Conductor cross section solid min. | 1.5 mm ² |
| Conductor cross section solid max. | 16 mm ² |
| Conductor cross section flexible min. | 1.5 mm ² |
| Conductor cross section flexible max. | 16 mm ² |
| Conductor cross section AWG min. | 16 |
| Conductor cross section AWG max. | 6 |
| Conductor cross section flexible, with ferrule without plastic sleeve min. | 1.5 mm ² |
| Conductor cross section flexible, with ferrule without plastic sleeve max. | 16 mm ² |
| Conductor cross section flexible, with ferrule with plastic sleeve min. | 1.5 mm ² |
| Conductor cross section flexible, with ferrule with plastic sleeve max. | 16 mm ² |
| 2 conductors with same cross section, solid min. | 1.5 mm ² |
| 2 conductors with same cross section, solid max. | 6 mm ² |
| 2 conductors with same cross section, stranded min. | 1.5 mm ² |
| 2 conductors with same cross section, stranded max. | 6 mm ² |
| 2 conductors with same cross section, stranded, ferrules without plastic sleeve, min. | 1.5 mm ² |
| 2 conductors with same cross section, stranded, ferrules without plastic sleeve, max. | 6 mm ² |
| 2 conductors with same cross section, stranded, TWIN ferrules with plastic sleeve, min. | 1.5 mm ² |
| 2 conductors with same cross section, stranded, TWIN ferrules with plastic sleeve, max. | 10 mm ² |
| Connection method | Screw connection |
| Stripping length | 16 mm |
| Screw thread | M5 |
| Tightening torque, min | 2.5 Nm |
| Tightening torque max | 3 Nm |

Standards and Regulations

| | |
|--|-----|
| Connection in acc. with standard | CSA |
| Flammability rating according to UL 94 | V2 |

Classifications

eCl@ss

| | |
|------------|----------|
| eCl@ss 4.0 | 27141131 |
| eCl@ss 4.1 | 27141131 |

Connection terminal block - AKG 16 GY - 0423043

Classifications

eCl@ss

| | |
|------------|----------|
| eCl@ss 5.0 | 27141131 |
| eCl@ss 5.1 | 27141131 |
| eCl@ss 6.0 | 27141120 |
| eCl@ss 7.0 | 27141120 |
| eCl@ss 8.0 | 27141120 |
| eCl@ss 9.0 | 27141120 |

ETIM

| | |
|----------|----------|
| ETIM 2.0 | EC000897 |
| ETIM 3.0 | EC000897 |
| ETIM 4.0 | EC000897 |
| ETIM 5.0 | EC000897 |

UNSPSC

| | |
|---------------|----------|
| UNSPSC 6.01 | 30211811 |
| UNSPSC 7.0901 | 39121410 |
| UNSPSC 11 | 39121410 |
| UNSPSC 12.01 | 39121410 |
| UNSPSC 13.2 | 39121410 |

Approvals

Approvals

Approvals

CSA / UL Recognized / cUL Recognized / EAC / cULus Recognized


Ex Approvals


Approvals submitted


Approval details

Connection terminal block - AKG 16 GY - 0423043


Approvals

| | |
|---|------|
| CSA  | |
| mm ² /AWG/kcmil | 18-6 |
| Nominal current I _N | 65 A |

| | | |
|---|-------|-------|
| UL Recognized  | | |
| | B | C |
| mm ² /AWG/kcmil | 18-6 | 18-6 |
| Nominal current I _N | 50 A | 50 A |
| Nominal voltage U _N | 250 V | 300 V |

| | | |
|--|-------|-------|
| cUL Recognized  | | |
| | B | C |
| mm ² /AWG/kcmil | 18-6 | 18-6 |
| Nominal current I _N | 50 A | 50 A |
| Nominal voltage U _N | 250 V | 300 V |

| |
|-----|
| EAC |
|-----|

| |
|--|
| cULus Recognized  |
|--|

Accessories

Accessories

Labeled terminal marker

Connection terminal block - AKG 16 GY - 0423043

Accessories

Zack marker strip - ZB 6 CUS - 0824992



Zack marker strip, can be ordered: Strip, white, labeled according to customer specifications, Mounting type: Snap into tall marker groove, for terminal block width: 6.2 mm, Lettering field: 6.15 x 10.5 mm

Zack marker strip - ZB 6,LGS:FORTL.ZAHLEN - 1051016



Zack marker strip, Strip, white, labeled, can be labeled with: Plotter, Printed horizontally: Consecutive numbers 1 - 10, 11 - 20, etc. up to 491 - 500, Mounting type: Snap into tall marker groove, for terminal block width: 6.2 mm, Lettering field: 6.15 x 10.5 mm

Zack marker strip - ZB 6,QR:FORTL.ZAHLEN - 1051029



Zack marker strip, Strip, white, labeled, can be labeled with: Plotter, Printed vertically: Consecutive numbers 1 - 10, 11 - 20, etc. up to 491 - 500, Mounting type: Snap into tall marker groove, for terminal block width: 6.2 mm, Lettering field: 6.15 x 10.5 mm

Zack marker strip - ZB 6,LGS:GLEICHE ZAHLEN - 1051032



Zack marker strip, Strip, white, labeled, can be labeled with: Plotter, Printed horizontally: Identical numbers 1 or 2, etc. up to 100, Mounting type: Snap into tall marker groove, for terminal block width: 6.2 mm, Lettering field: 6.15 x 10.5 mm

Marker for terminal blocks - ZB 6,LGS:L1-N,PE - 1051414



Marker for terminal blocks, Strip, white, labeled, can be labeled with: Plotter, Horizontal: L1, L2, L3, N, PE, L1, L2, L3, N, PE, Mounting type: Snap into tall marker groove, for terminal block width: 6.2 mm, Lettering field: 6.15 x 10.5 mm

Connection terminal block - AKG 16 GY - 0423043

Accessories

Marker for terminal blocks - ZB 6,LGS:U-N - 1051430



Marker for terminal blocks, Strip, white, labeled, can be labeled with: Plotter, Printed horizontally: U, V, W, N, GND, U, V, W, N, GND, Mounting type: Snap into tall marker groove, for terminal block width: 6.2 mm, Lettering field: 6.15 x 10.5 mm

Marker for terminal blocks - UC-TM 6 CUS - 0824589



Marker for terminal blocks, can be ordered: by sheet, white, labeled according to customer specifications, Mounting type: Snap into tall marker groove, for terminal block width: 6.2 mm, Lettering field: 5.6 x 10.5 mm

Marker for terminal blocks - UCT-TM 6 CUS - 0829602



Marker for terminal blocks, can be ordered: by sheet, white, labeled according to customer specifications, Mounting type: Snap into tall marker groove, for terminal block width: 6.2 mm, Lettering field: 5.6 x 10.5 mm

Neutral conductor rail

Neutral busbar - NLS-CU 3/10 SN 1000MM - 0402174



PEN conductor busbar, 3mm x 10 mm, length: 1000 mm

Screwdriver tools

Screwdriver - SZS 1,0X4,0 VDE - 1205066



Screwdriver, slot-headed, VDE insulated, size: 1.0 x 4.0 x 100 mm, 2-component grip, with non-slip grip

Connection terminal block - AKG 16 GY - 0423043

Accessories

Screwdriver - SZS 1,0X6,5 VDE - 1205079



Screwdriver, slot-headed, VDE insulated, size: 1.0 x 6.5 x 150 mm, 2-component grip, with non-slip grip

Support

Support bracket - ABN 2/SS - 0404460



Double support bracket, insulating material, optionally for use with 3 x 10 mm or 6 x 6 mm busbar, height in closed state: 39 mm

Support bracket - UAB 1 - 3032431



Support bracket, Number of positions: 1, Width: 2 mm, Color: gray

Support bracket - AB/SS - 0404428



Support bracket made from insulation material, with retaining screw, can be used with either 3 x 10 mm or 6 x 6 mm busbar, color: gray

Support bracket - AB2/SS - 0404431



Double support bracket, insulating material, optionally for use with 3 mm x 10 mm or 6 mm x 6 mm busbar, height: 48 mm

Connection terminal block - AKG 16 GY - 0423043

Accessories

Terminal marking

Zack marker strip - ZB 6:UNBEDRUCKT - 1051003



Zack marker strip, Strip, white, unlabeled, can be labeled with: Plotter, Mounting type: Snap into tall marker groove, for terminal block width: 6.2 mm, Lettering field: 6.15 x 10.5 mm

Marker for terminal blocks - UC-TM 6 - 0818085



Marker for terminal blocks, Sheet, white, unlabeled, can be labeled with: BLUEMARK CLED, BLUEMARK LED, Plotter, Mounting type: Snap into tall marker groove, for terminal block width: 6.2 mm, Lettering field: 5.6 x 10.5 mm

Marker for terminal blocks - UCT-TM 6 - 0828736



Marker for terminal blocks, Sheet, white, unlabeled, can be labeled with: THERMOMARK CARD, BLUEMARK CLED, BLUEMARK LED, TOPMARK LASER, Mounting type: Snap into tall marker groove, for terminal block width: 6.2 mm, Lettering field: 5.6 x 10.5 mm



Компания «ЭлектроПласт» предлагает заключение долгосрочных отношений при поставках импортных электронных компонентов на взаимовыгодных условиях!

Наши преимущества:

- Оперативные поставки широкого спектра электронных компонентов отечественного и импортного производства напрямую от производителей и с крупнейших мировых складов;
- Поставка более 17-ти миллионов наименований электронных компонентов;
- Поставка сложных, дефицитных, либо снятых с производства позиций;
- Оперативные сроки поставки под заказ (от 5 рабочих дней);
- Экспресс доставка в любую точку России;
- Техническая поддержка проекта, помощь в подборе аналогов, поставка прототипов;
- Система менеджмента качества сертифицирована по Международному стандарту ISO 9001;
- Лицензия ФСБ на осуществление работ с использованием сведений, составляющих государственную тайну;
- Поставка специализированных компонентов (Xilinx, Altera, Analog Devices, Intersil, Interpoint, Microsemi, Aeroflex, Peregrine, Syfer, Eurofarad, Texas Instrument, Miteq, Cobham, E2V, MA-COM, Hittite, Mini-Circuits, General Dynamics и др.);

Помимо этого, одним из направлений компании «ЭлектроПласт» является направление «Источники питания». Мы предлагаем Вам помощь Конструкторского отдела:

- Подбор оптимального решения, техническое обоснование при выборе компонента;
- Подбор аналогов;
- Консультации по применению компонента;
- Поставка образцов и прототипов;
- Техническая поддержка проекта;
- Защита от снятия компонента с производства.



Как с нами связаться

Телефон: 8 (812) 309 58 32 (многоканальный)

Факс: 8 (812) 320-02-42

Электронная почта: org@eplast1.ru

Адрес: 198099, г. Санкт-Петербург, ул. Калинина, дом 2, корпус 4, литера А.