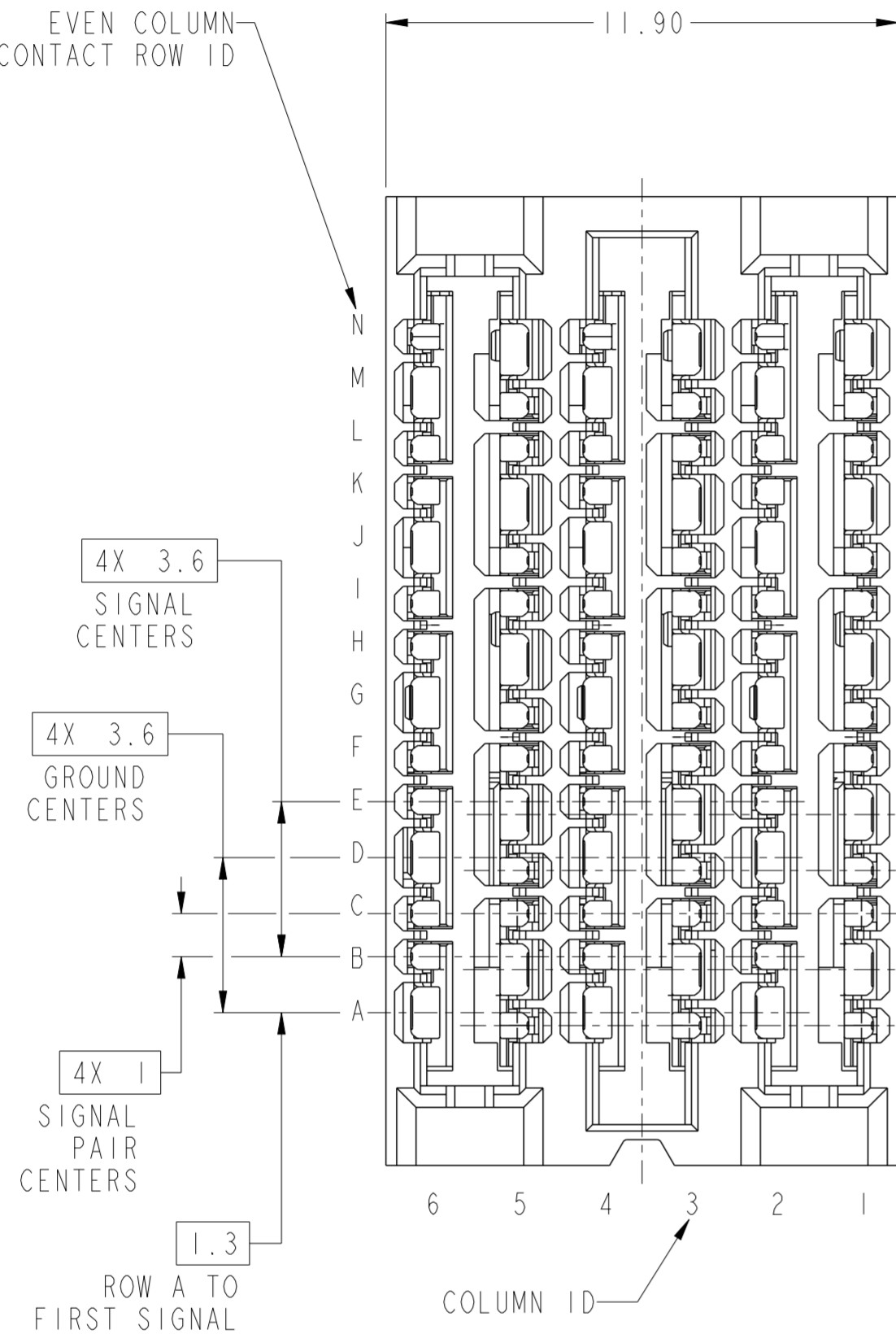
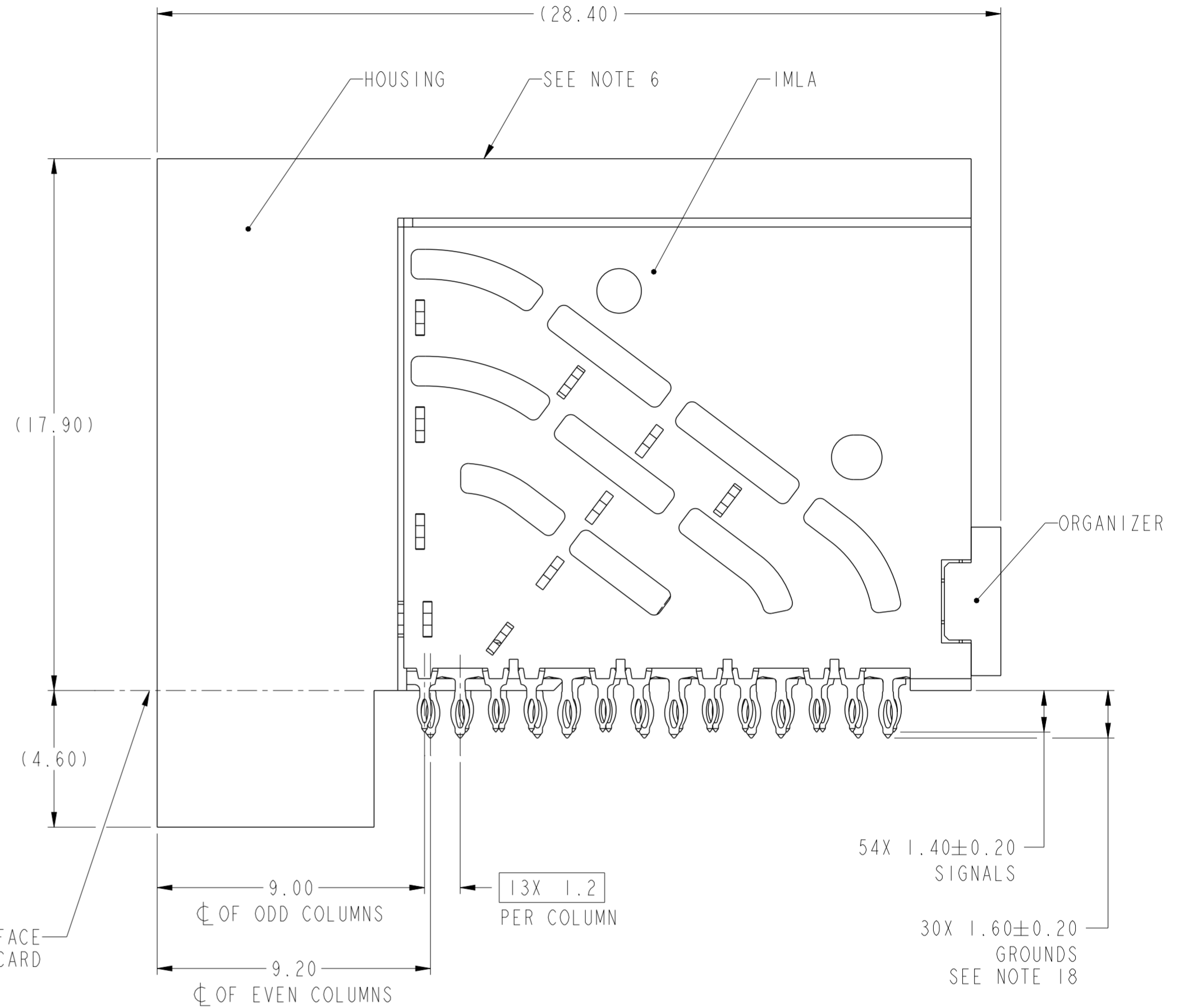
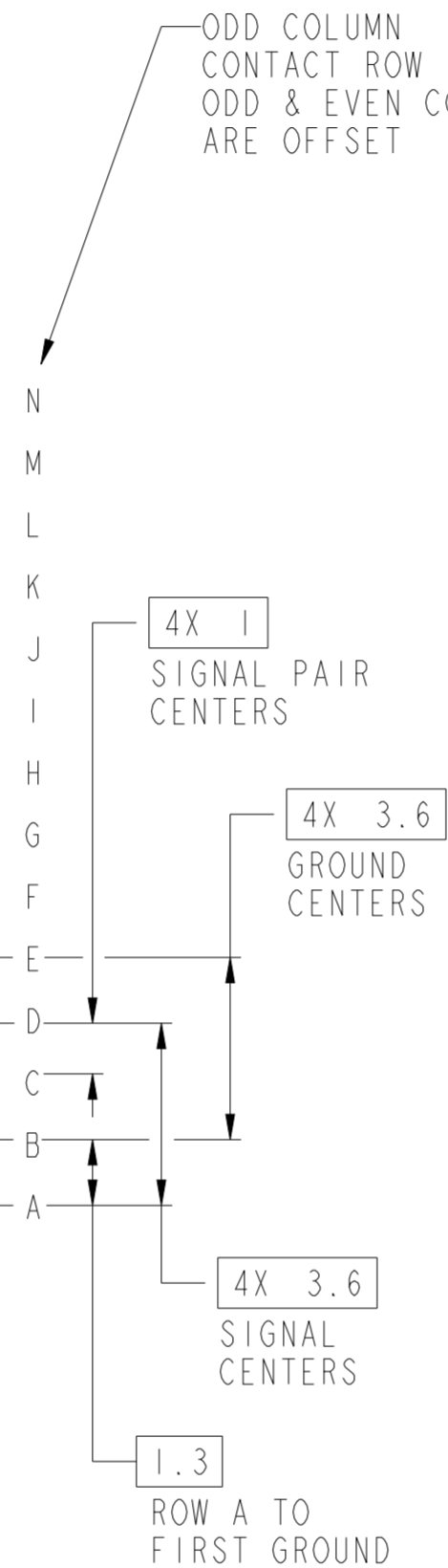


PRODUCT NUMBER
SEE TABLE

EVEN COLUMN CONTACT ROW ID



ODD COLUMN CONTACT ROW ID
ODD & EVEN COLUMNS ARE OFFSET



10125055-101LF
STANDARD MATE RECEPTACLE

spec ref	SEE NOTES	dr	N Eppley	2013/04/23	projection	MM	size	A2	scale	7:1
tolerance std	TOLERANCES UNLESS OTHERWISE SPECIFIED	eng	Peng-Bing Fu	2017/11/08			ecn no	ELX-DG-2821-1	rel level	Released
ASME Y14.5M		chr	Justin Chen	2017/11/29						
		appr	Heaven Cen	2017/11/30						
surface	linear	0.X	±.3		product family	ExaMax	rel level	Released	rev	B
		0.XX	±.10		title	ExaMAX R.A. RECEPTACLE	dwg no	10125055	sheet 1 of 10	
		0.XXX	±.050		cat. no.	10125055-101LF	Product - Customer Drw			
	angular	0°	±°							

PDS: Rev :B

STATUS:Released

Printed: Nov 30, 2017

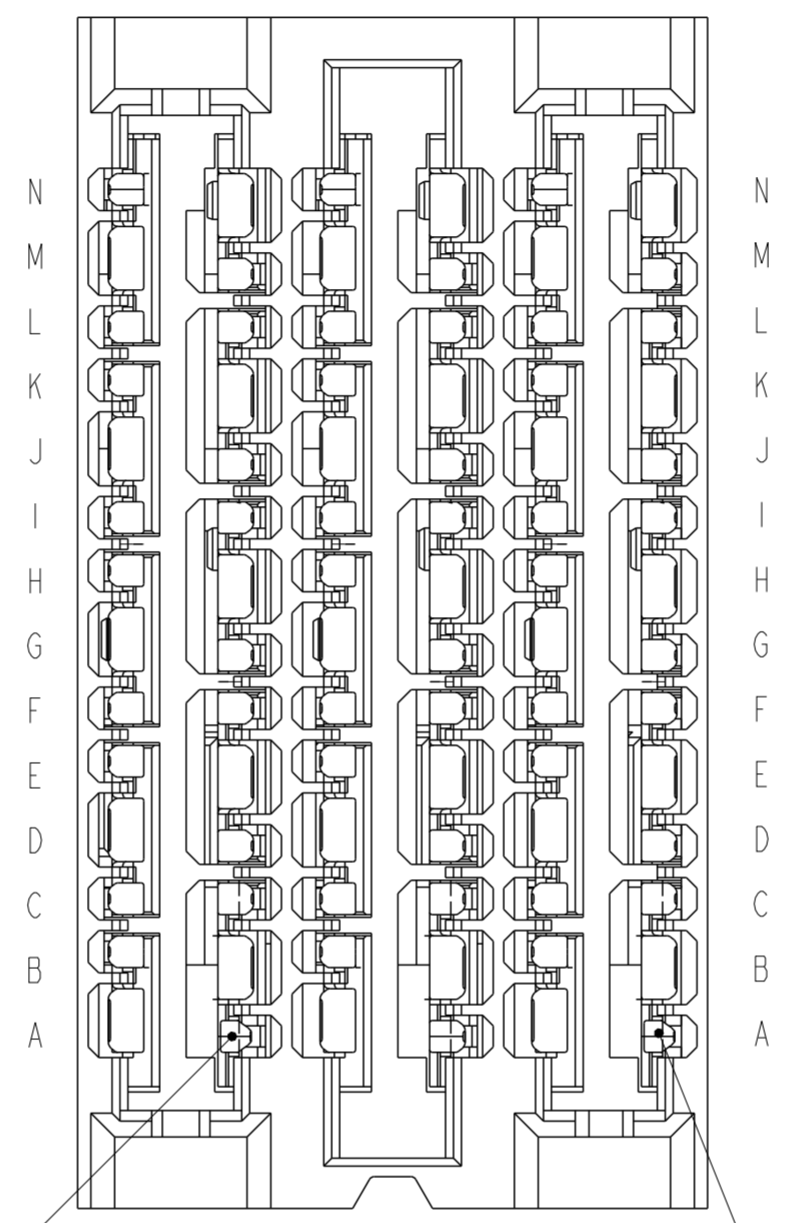
Amphenol
FCi

© 2016 AFCI

1 2 3 4 5 6 7 8

A
B
C
D
E
F

A
B
C
D
E
F



ADVANCED MATE POSITION A5
SEE NOTE 13

6 5 4 3 2 1

ADVANCED MATE POSITION A1
SEE NOTE 13

10125055-201LF
ADVANCED MATE RECEPTACLE
 ADVANCED MATE POSITIONS ARE POSITIONS A1 AND A5 ONLY
 FOR ALL DIMENSIONS SEE 10125055-101LF ON SHEET 1

Amphenol FCI

© 2016 AFCI

spec ref	SEE NOTES	dr	N Eppley	2013/04/23	projection	MM	size	A2	scale	7:1												
tolerance std	TOLERANCES UNLESS OTHERWISE SPECIFIED	eng	Peng-Bing Fu	2017/11/08			ecn no	ELX-DG-28221-1														
ASME Y14.5M		chr	Justin Chen	2017/11/29			rel level	Released														
surface	<table border="1"> <tr> <td>linear</td> <td>0.X</td> <td>±.3</td> </tr> <tr> <td></td> <td>0.XX</td> <td>±.10</td> </tr> <tr> <td></td> <td>0.XXX</td> <td>±.050</td> </tr> <tr> <td>angular</td> <td>0°</td> <td>±°</td> </tr> </table>	linear	0.X	±.3		0.XX	±.10		0.XXX	±.050	angular	0°	±°	appr	Heaven Cen	2017/11/30	product family	ExaMax		rel level	Released	
linear		0.X	±.3																			
		0.XX	±.10																			
	0.XXX	±.050																				
angular	0°	±°																				
		Amphenol FCI	title ExaMAX R.A. RECEPTACLE ASS'Y, 4 PR, 84 POS, 6 IMLA, 12MM			dwg no 10125055	rev B															
			cat. no.	10125055-101LF	Product - Customer Drw	sheet 2 of 10																

1 2 3 4 5 6 7 8

A

B

C

D

E

F

A

B

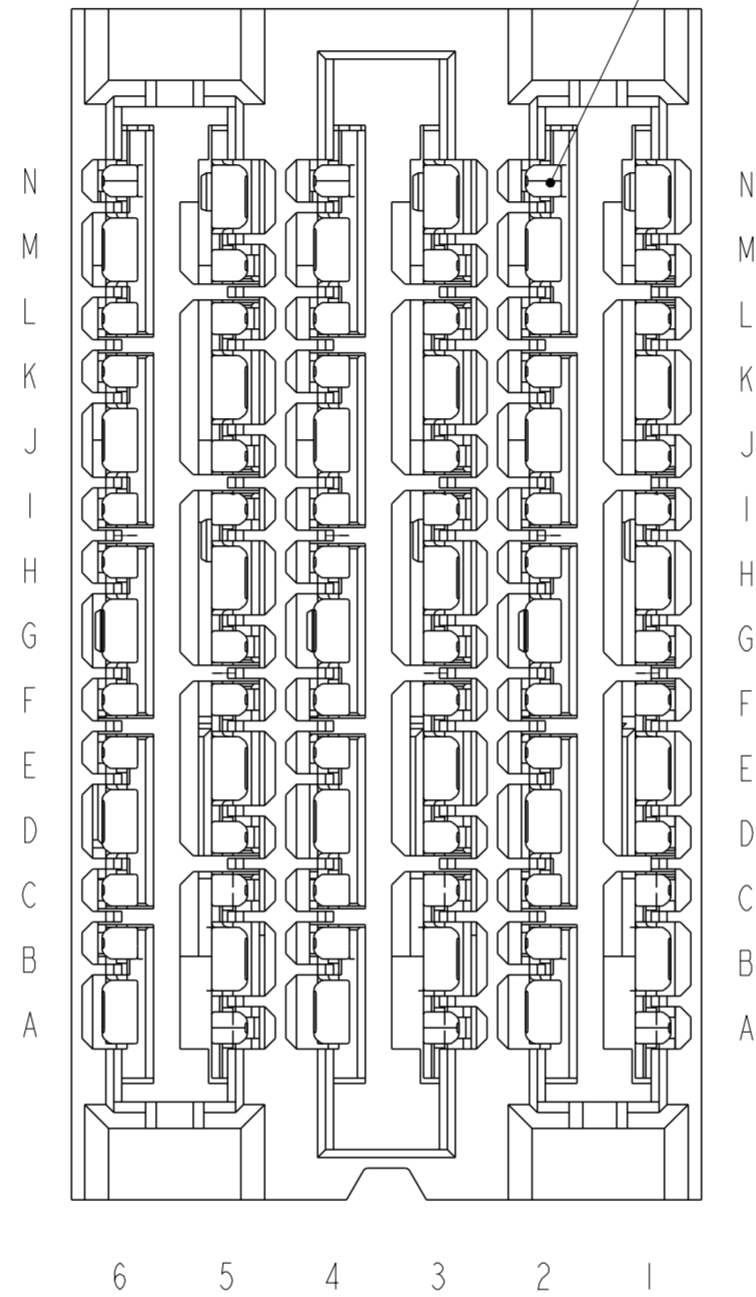
C

D

E

F

SHORT DETECT
POSITION N2
SEE NOTE 14

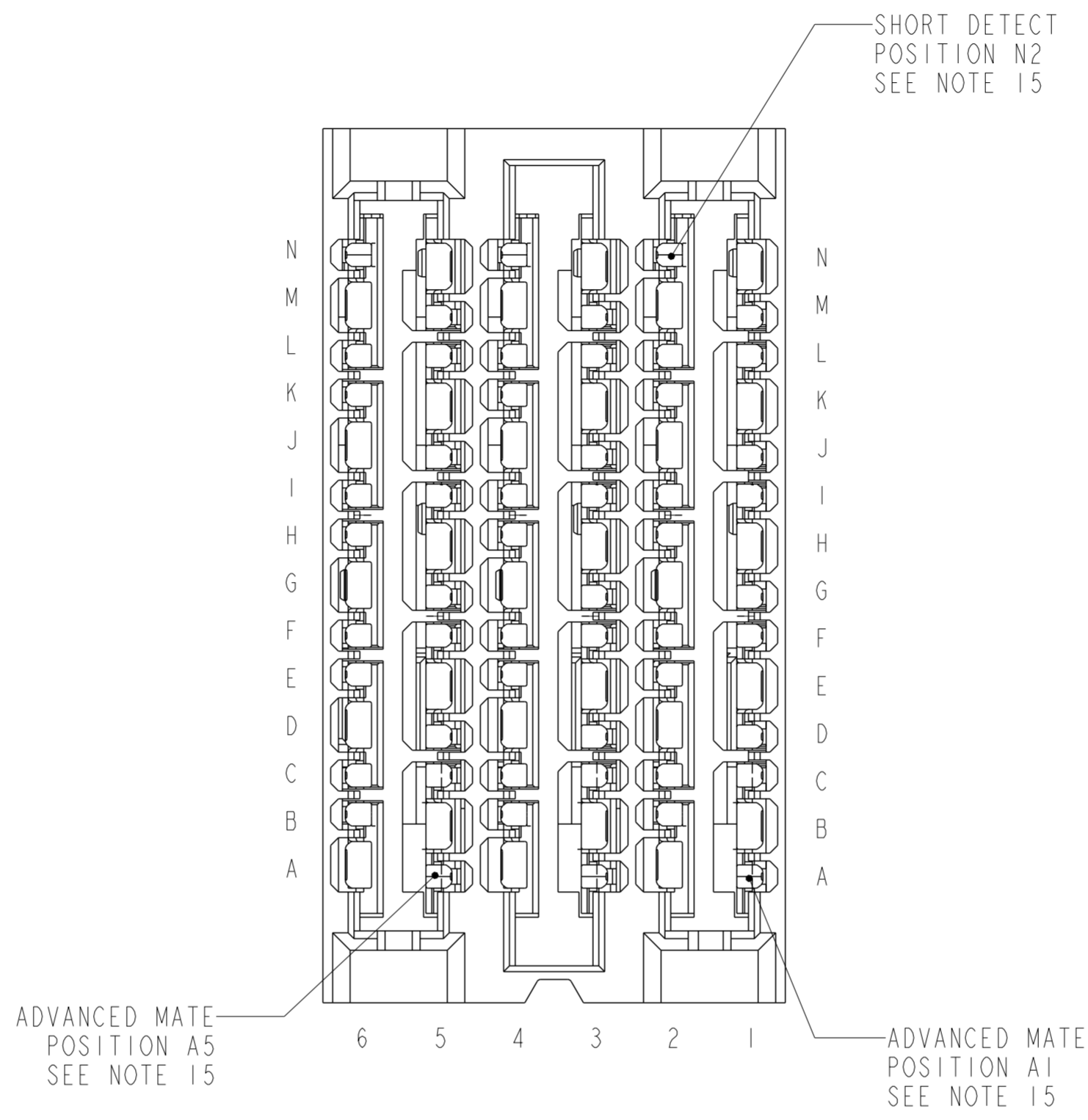


10125055-301LF
SHORT DETECT RECEPTACLE
SHORT DETECT POSITION IS N2
FOR ALL DIMENSIONS SEE 10125055-101LF ON SHEET 1

Amphenol
FCi

© 2016 AFci

spec ref	SEE NOTES	dr	N Eppley	2013/04/23	projection	MM	size	A2	scale	7:1							
tolerance std	TOLERANCES UNLESS OTHERWISE SPECIFIED	eng	Peng-Bing Fu	2017/11/08			ecn no	ELX-DG-2821-1	rel level	Released							
ASME Y14.5M		chr	Justin Chen	2017/11/29							product family	ExaMax					
surface	<table border="1"> <tr> <td rowspan="3">-</td> <td rowspan="3">linear</td> <td>0.X</td> <td>±.3</td> </tr> <tr> <td>0.XX</td> <td>±.10</td> </tr> <tr> <td>0.XXX</td> <td>±.050</td> </tr> <tr> <td></td> <td>angular</td> <td>0°</td> <td>±°</td> </tr> </table>	-	linear	0.X	±.3	0.XX	±.10	0.XXX	±.050		angular	0°	±°		title ExaMAX R.A. RECEPTACLE ASS'Y, 4 PR, 84 POS, 6 IMLA, 12MM	dwg no 10125055	rev B
-	linear			0.X	±.3												
				0.XX	±.10												
		0.XXX	±.050														
	angular	0°	±°														
		appr	Heaven Cen	2017/11/30	cat. no.	10125055-101LF	Product - Customer Drw	sheet 3 of 10									

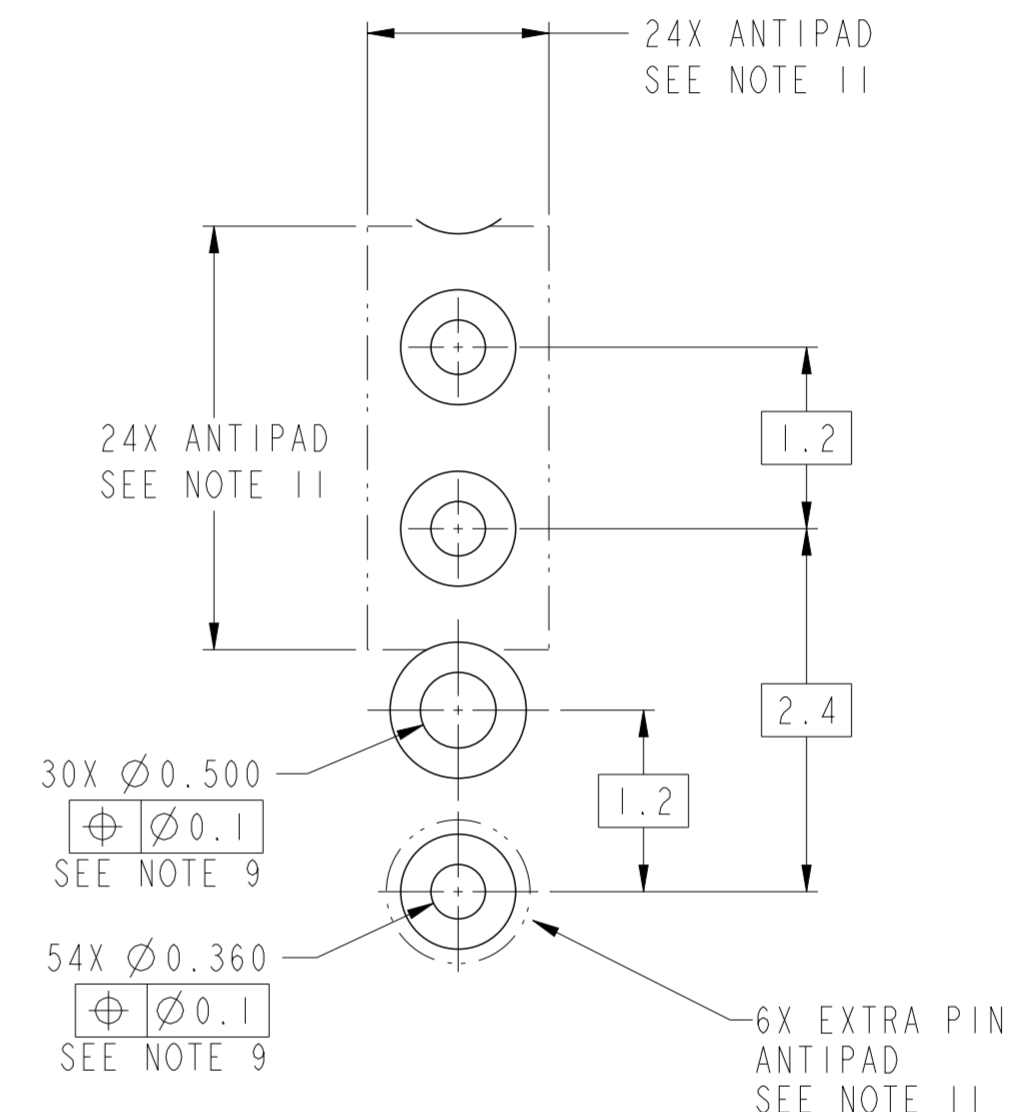
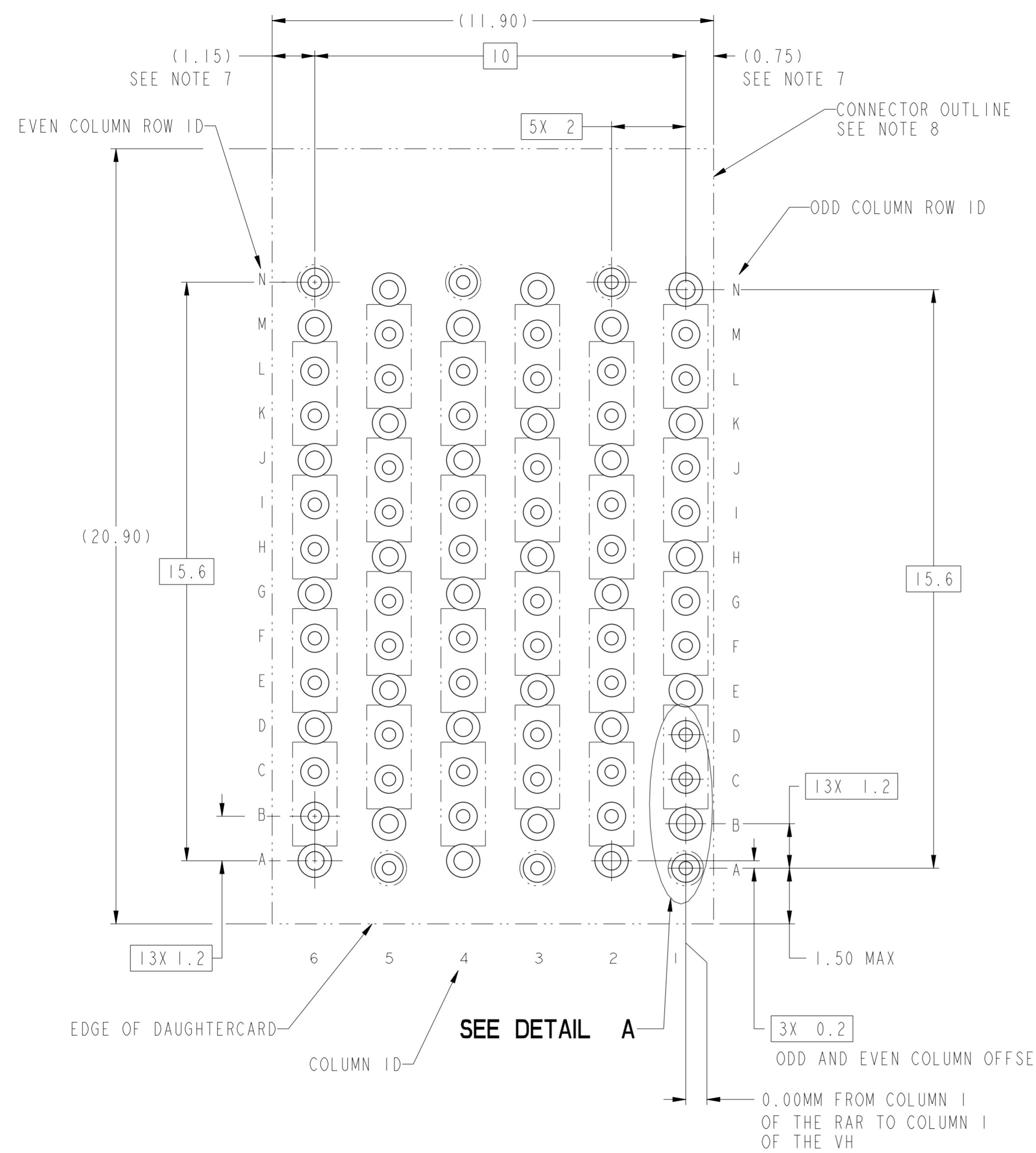


10125055-401LF
ADVANCED MATE/SHORT DETECT RECEPTACLE
ADVANCED MATE POSITIONS ARE POSITIONS A1 AND A5 ONLY
SHORT DETECT POSITION IS N2
FOR ALL DIMENSIONS SEE 10125055-101LF ON SHEET 1

Amphenol
FCi

© 2016 AFCi

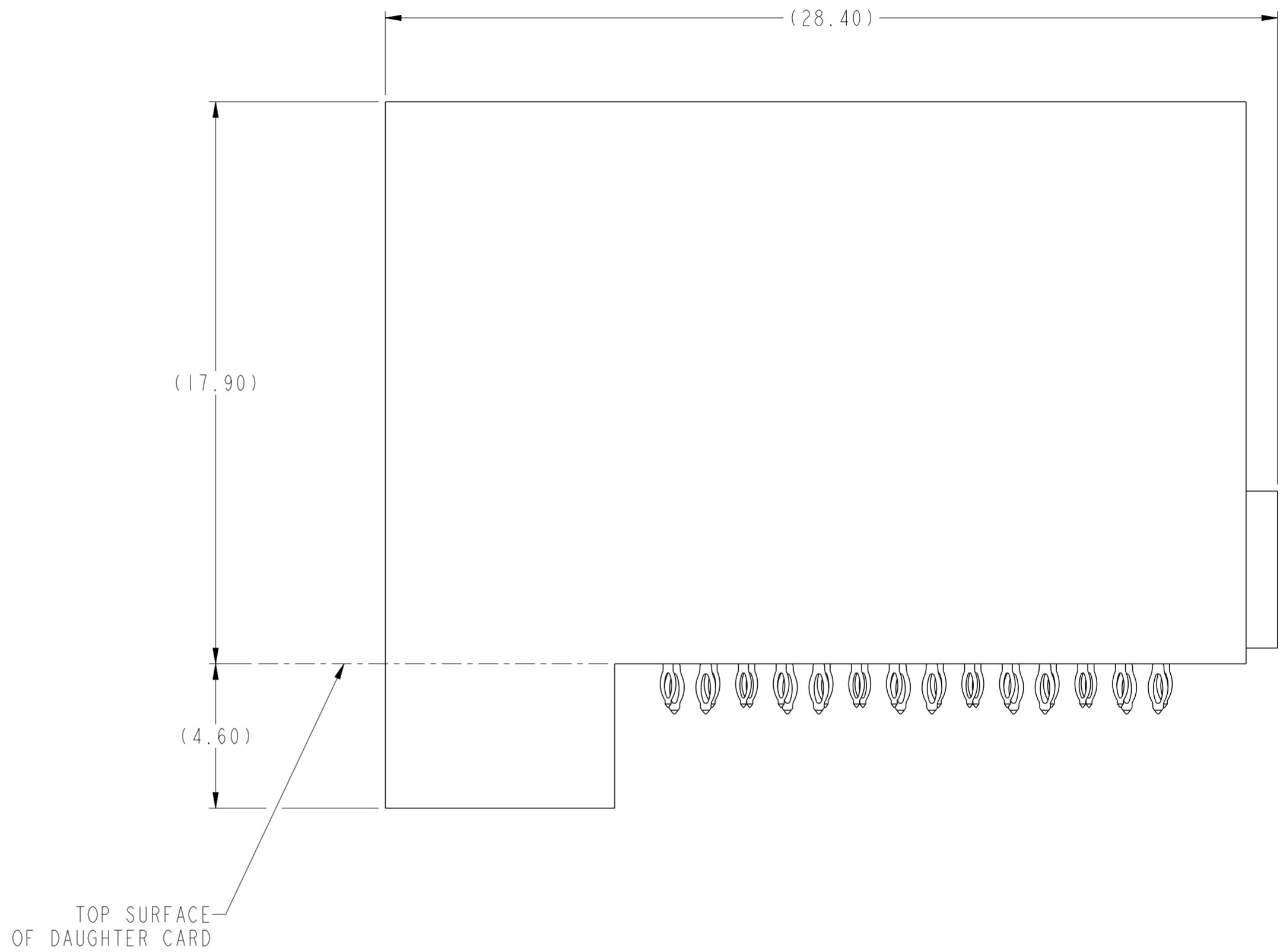
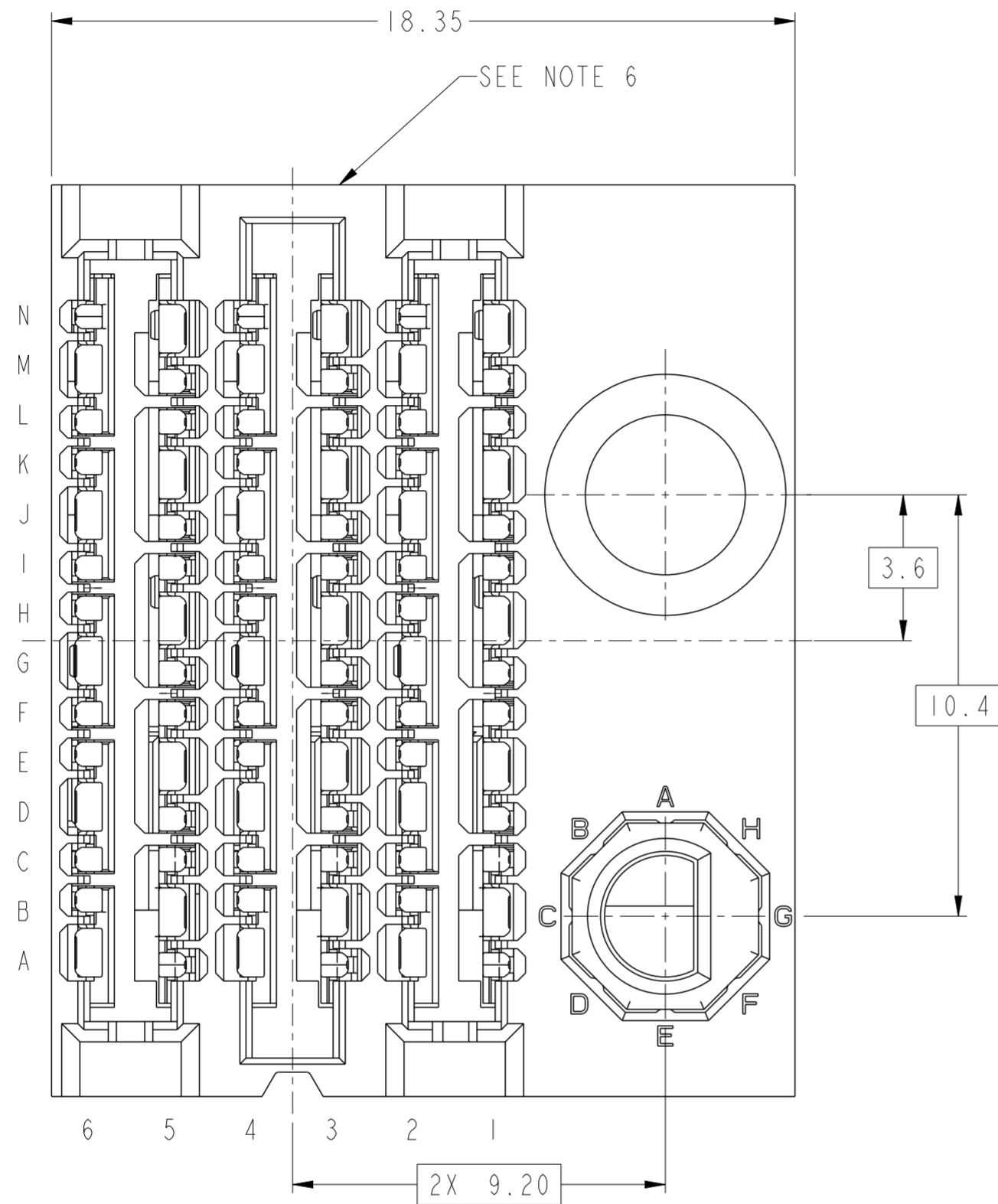
spec ref	SEE NOTES	dr	N Eppley	2013/04/23	projection	MM	size	A2	scale	7:1								
tolerance std	TOLERANCES UNLESS OTHERWISE SPECIFIED	eng	Peng-Bing Fu	2017/11/08			ecn no	ELX-DG-2821-1										
ASME Y14.5M		chr	Justin Chen	2017/11/29			rel level	Released										
		appr	Heaven Cen	2017/11/30			product family	ExaMax										
surface	<table border="1"> <tr> <td>linear</td> <td>0.X</td> <td>±.3</td> </tr> <tr> <td></td> <td>0.XX</td> <td>±.10</td> </tr> <tr> <td></td> <td>0.XXX</td> <td>±.050</td> </tr> <tr> <td>angular</td> <td>0°</td> <td>±°</td> </tr> </table>	linear	0.X	±.3		0.XX	±.10		0.XXX	±.050	angular	0°	±°	Amphenol FCi	title ExaMAX R.A. RECEPTACLE ASS'Y, 4 PR, 84 POS, 6 IMLA, 12MM		dwg no 10125055	rev B
linear	0.X	±.3																
	0.XX	±.10																
	0.XXX	±.050																
angular	0°	±°																
		cat. no.	10125055-101LF		Product - Customer Drw	sheet 4 of 10												



DETAIL A
SCALE 20:1

10125055-X01LF RECOMMENDED PCB LAYOUT
COMPONENT SIDE
NOTES 7, 8, 9, & 11
SCALE 10:1

spec ref	SEE NOTES	dr	N Eppley	20130423	projection	MM	size	A2	scale	7:1			
tolerance std	TOLERANCES UNLESS OTHERWISE SPECIFIED	eng	Peng-Bing Fu	2017/1/08			ecn no	ELX-DG-2821-1	rel level	Released			
ASME Y14.5M		chr	Justin Chen	2017/1/29									
		appr	Heaven Cen	2017/1/30									
surface	linear	0.X	±.3		product family		-	-	rel level	Released			
		0.XX	±.10		title						ExaMAX R.A. RECEPTACLE ASS'Y, 4 PR, 84 POS, 6 IMLA, 12MM	dwg no 10125055	rev B
		0.XXX	±.050		cat. no.								
	angular	0°	±°	PDS: Rev :B		STATUS:Released		Printed: Nov 30, 2017					



10125055-X1ALF THRU 10125055-X1JLF
 RIGHT GUIDANCE (SEE NOTE 17)
 FOR ALL OTHER DIMENSIONS SEE 10125055-101LF ON SHEET 1

Amphenol
FCi

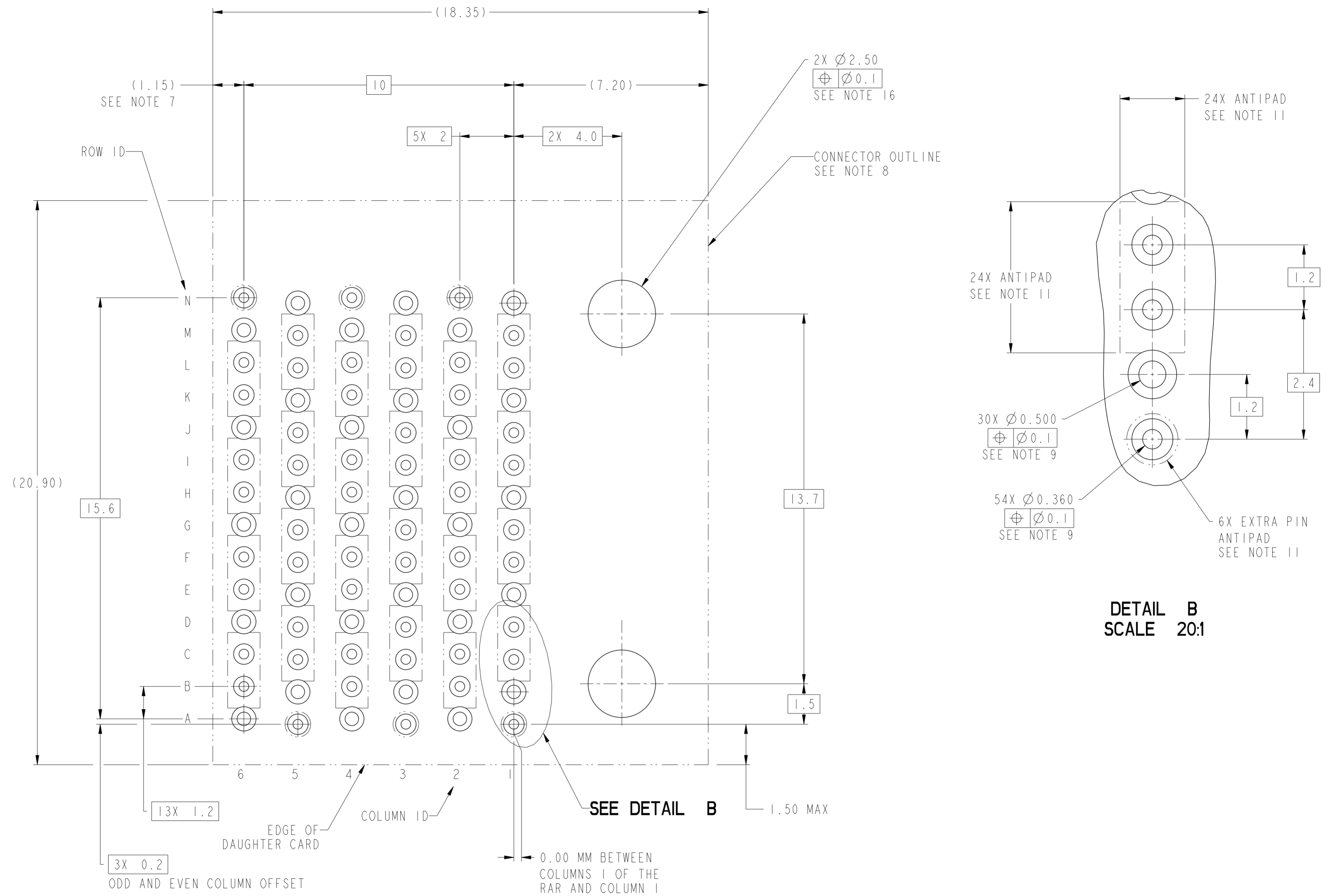
© 2016 AFCI

spec ref	SEE NOTES	dr	N Eppley	2013/04/23	projection	MM	size	A2	scale	7:1												
tolerance std	ASME Y14.5M	eng	Peng-Bing Fu	2017/11/08			ecn no	ELX-DG-28221-1														
TOLERANCES UNLESS OTHERWISE SPECIFIED		chr	Justin Chen	2017/11/29			rel level	Released														
surface	<table border="1"> <tr> <td>linear</td> <td>0.X</td> <td>±.3</td> </tr> <tr> <td></td> <td>0.XX</td> <td>±.10</td> </tr> <tr> <td></td> <td>0.XXX</td> <td>±.050</td> </tr> <tr> <td>angular</td> <td>0°</td> <td>±°</td> </tr> </table>	linear	0.X	±.3		0.XX	±.10		0.XXX	±.050	angular	0°	±°	appr	Heaven Cen	2017/11/30	product family	ExaMax		rel level	Released	
linear	0.X	±.3																				
	0.XX	±.10																				
	0.XXX	±.050																				
angular	0°	±°																				
				title ExaMAX R.A. RECEPTACLE ASS'Y, 4 PR, 84 POS, 6 IMLA, 12MM		dwg no 10125055	rev B															
				cat. no. 10125055-101LF		Product - Customer Drw		sheet 6 of 10														

PDS: Rev :B

STATUS:Released

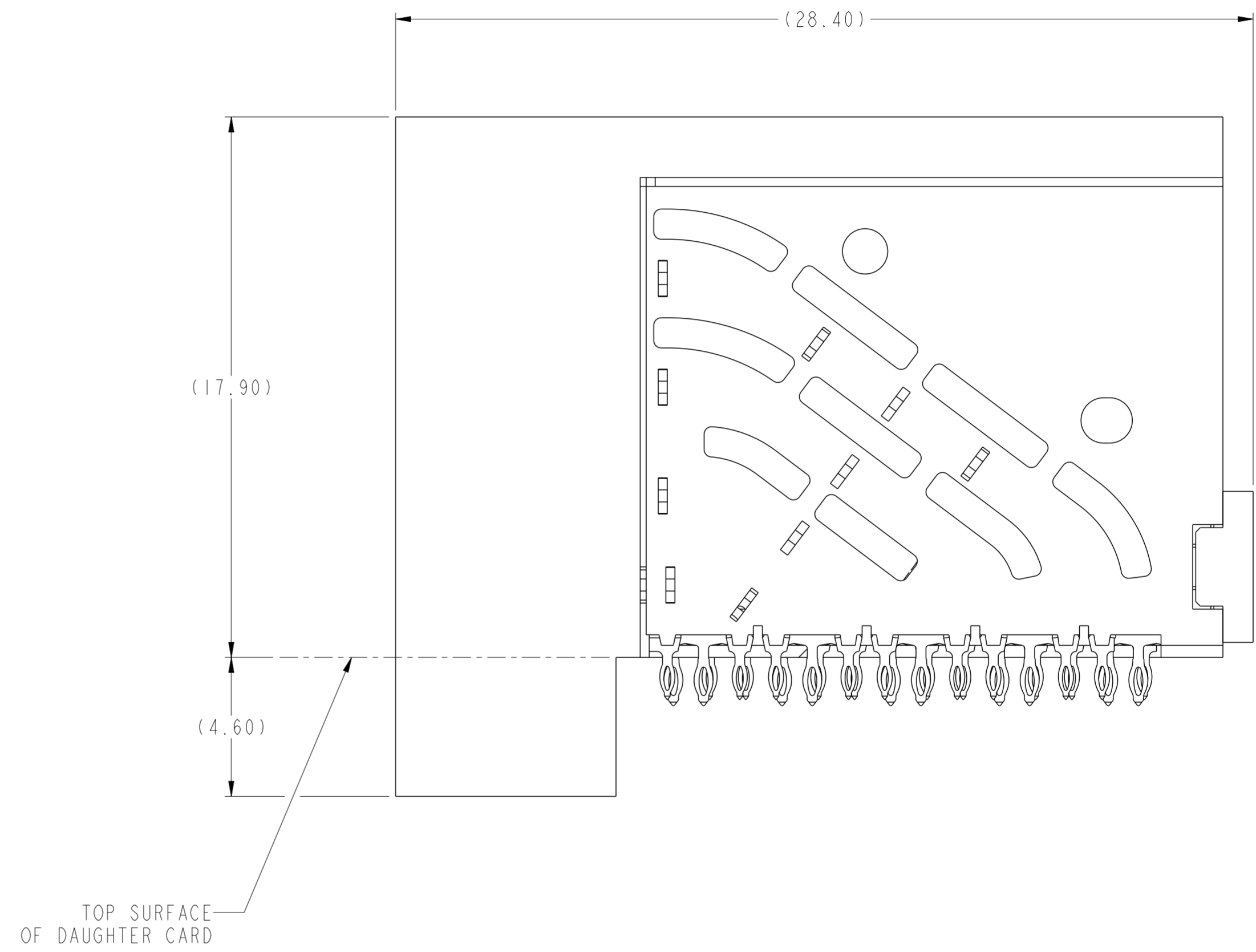
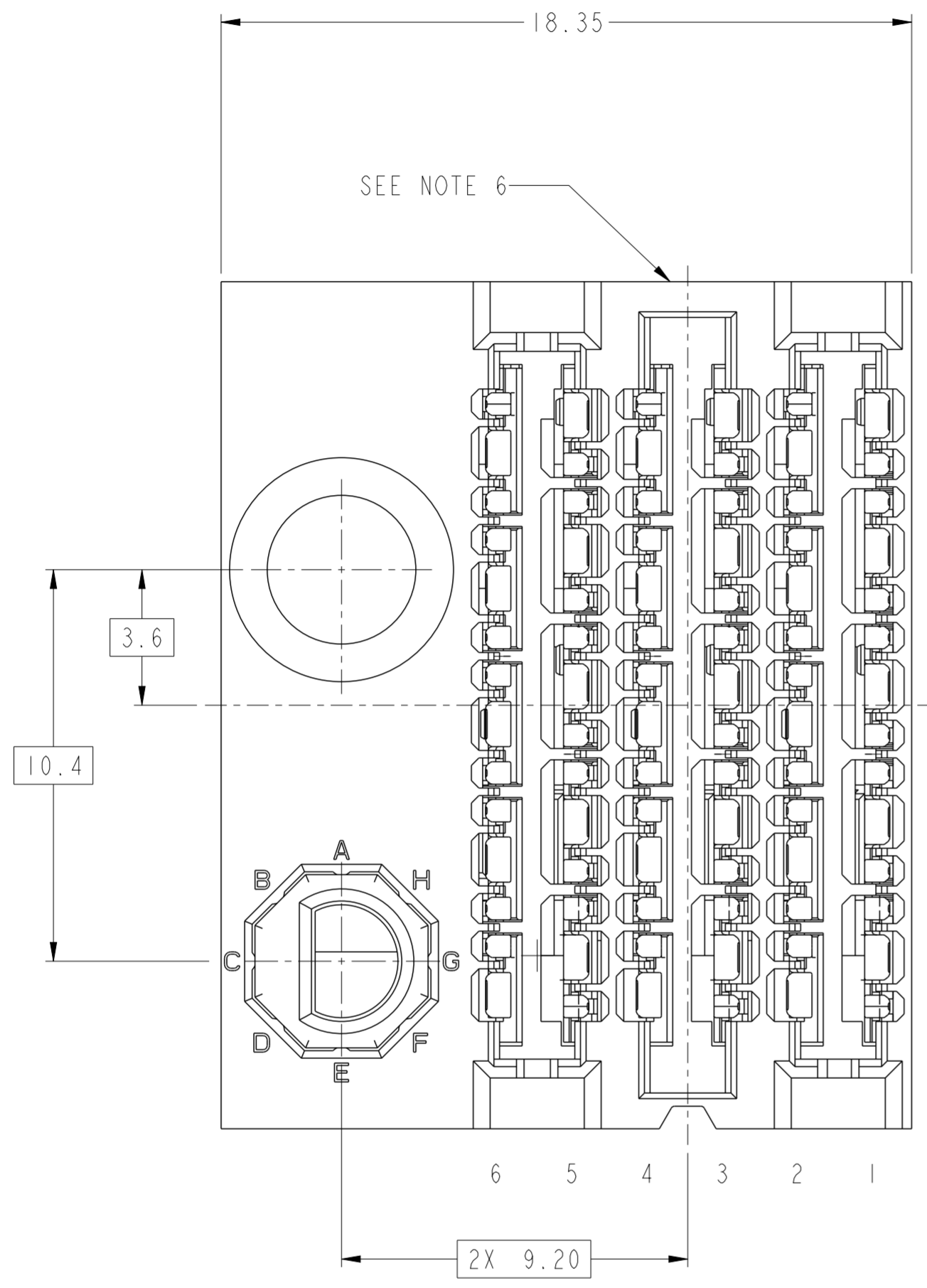
Printed: Nov 30, 2017



DETAIL B
SCALE 20:1

10125055-X1ALF THRU -X1JLF
RECOMMENDED PCB LAYOUT
COMPONENT SIDE
NOTES 7, 8, 9, 11 & 16
SCALE 10:1

spec ref	SEE NOTES	dr	N Eppley	20130423	projection	MM	size	A2	scale	1:1
tolerance std	TOLERANCES UNLESS OTHERWISE SPECIFIED	eng	Peng-Bing Fu	20171108			ecn no	ELX-DG-2821-1	rel level	Released
ASME Y14.5M		chr	Justin Chen	20171129						
		appr	Heaven Cen	20171130						
surface	linear	0.X	±.3		Amphenol FCI		title ExaMAX R.A. RECEPTACLE ASS'Y, 4 PR, 84 POS, 6 IMLA, 12MM		dwg no 10125055	rev B
		0.XX	±.10		cat. no.	-	Product - Customer Drw	sheet 7 of 10		
	angular	0°	±°							



10125055-X2ALF THRU 10125055-X2JLF
 LEFT GUIDANCE (SEE NOTE 17)
 FOR ALL OTHER DIMENSIONS SEE 10125055-101LF ON SHEET 1

Amphenol
 FCI

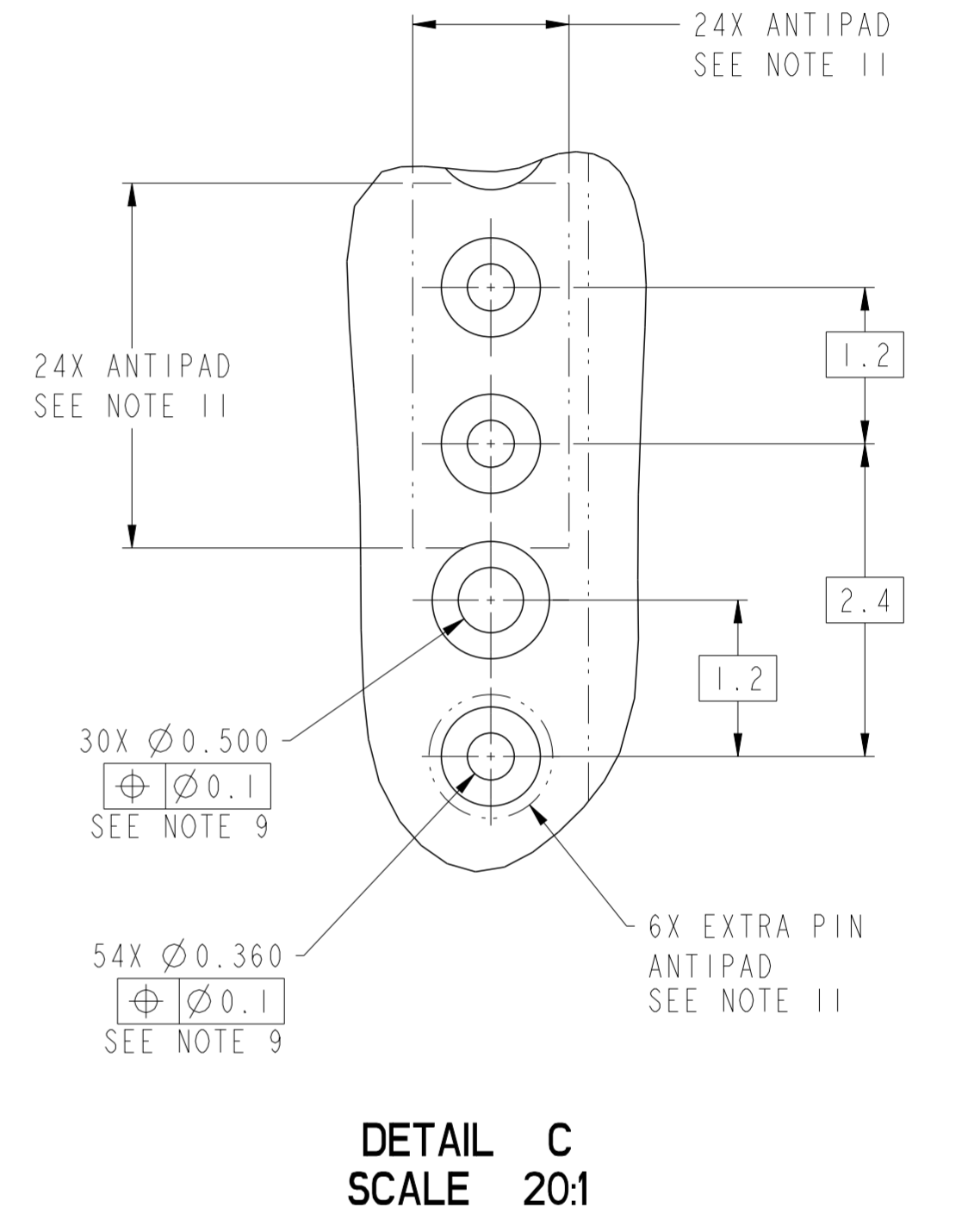
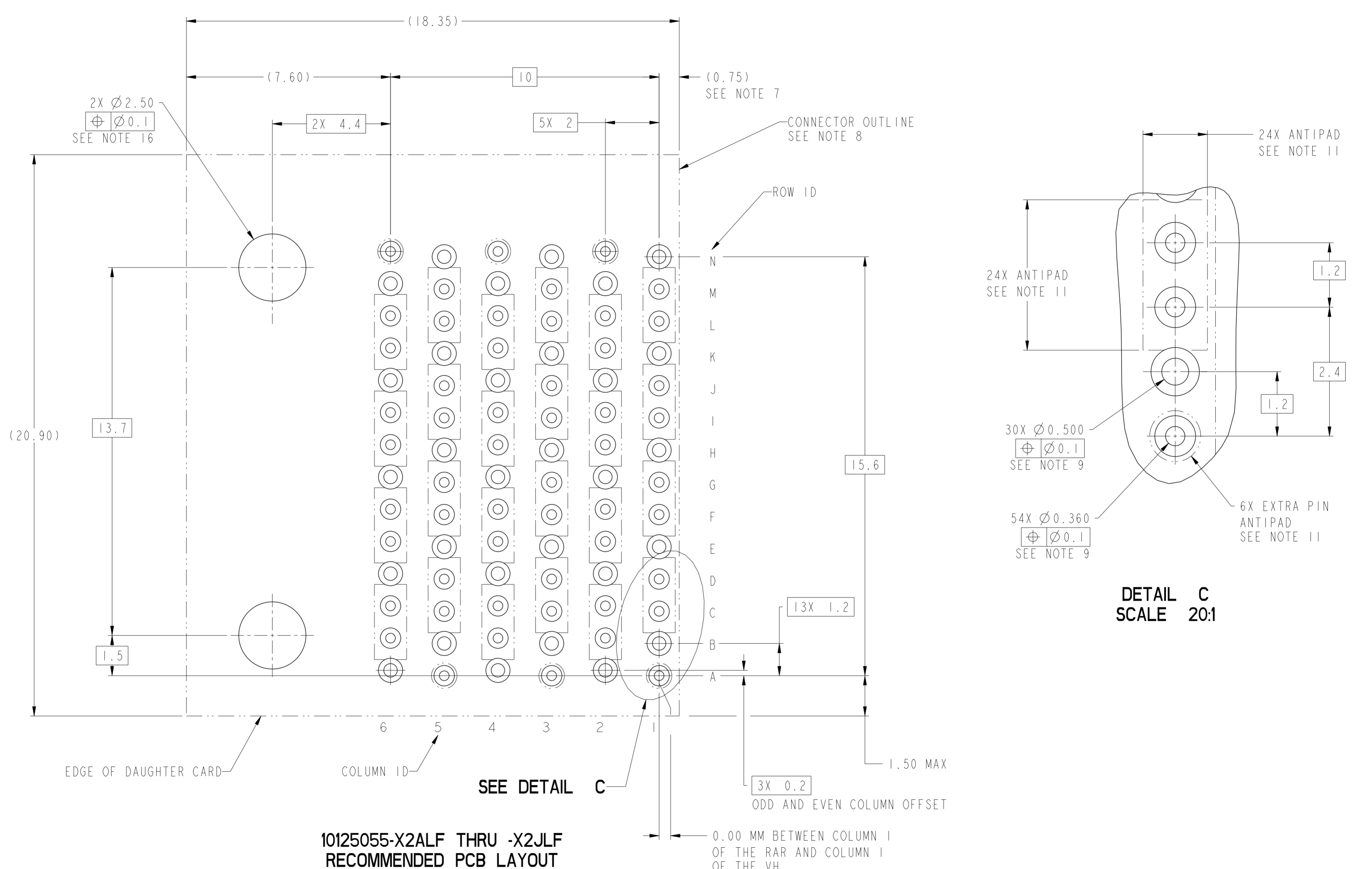
© 2016 AFCI

spec ref	SEE NOTES	dr	N Eppley	20130423	projection	MM	size	A2	scale	7:1								
tolerance std	TOLERANCES UNLESS OTHERWISE SPECIFIED	eng	Peng-Bing Fu	2017/11/08			ecn no	ELX-DG-2821-1										
ASME Y14.5M		chr	Justin Chen	2017/11/29			rel level	Released										
		appr	Heaven Cen	2017/11/30			product family	ExaMax										
surface	<table border="1"> <tr> <td>linear</td> <td>0.X</td> <td>±.3</td> </tr> <tr> <td></td> <td>0.XX</td> <td>±.10</td> </tr> <tr> <td></td> <td>0.XXX</td> <td>±.050</td> </tr> <tr> <td>angular</td> <td>0°</td> <td>±°</td> </tr> </table>	linear	0.X	±.3		0.XX	±.10		0.XXX	±.050	angular	0°	±°	Amphenol FCI	title ExaMAX R.A. RECEPTACLE ASS'Y, 4 PR, 84 POS, 6 IMLA, 12MM		dwg no 10125055	rev B
linear	0.X	±.3																
	0.XX	±.10																
	0.XXX	±.050																
angular	0°	±°																
		cat. no.	10125055-101LF		Product - Customer Drw	sheet 8 of 10												

PDS: Rev :B

STATUS:Released

Printed: Nov 30, 2017

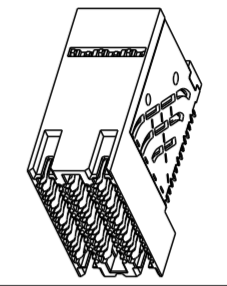
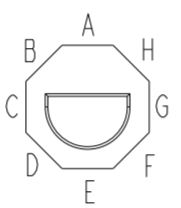
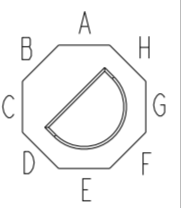
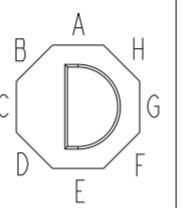
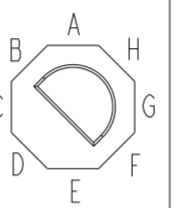
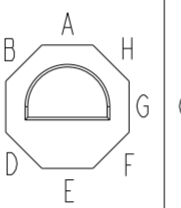
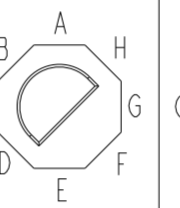
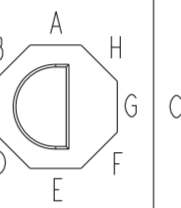
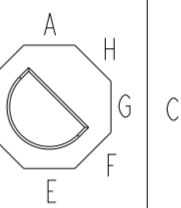
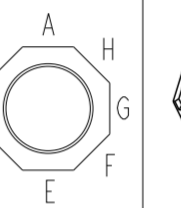
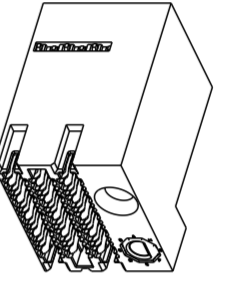
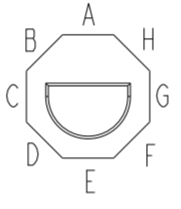
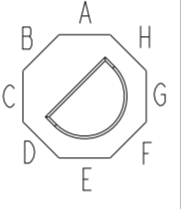
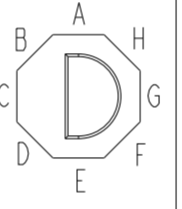
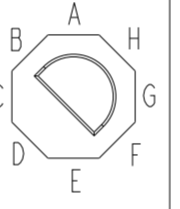
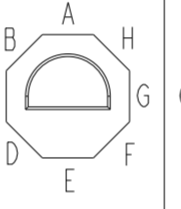
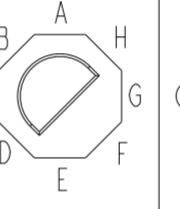
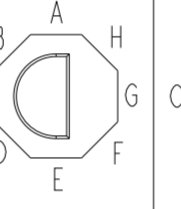
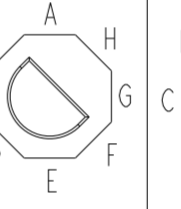
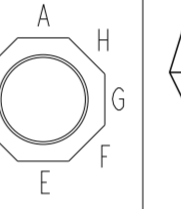


10125055-X2ALF THRU -X2JLF
RECOMMENDED PCB LAYOUT
COMPONENT SIDE
NOTES 7, 8, 9, 11 & 16
SCALE 10:1

spec ref	SEE NOTES	dr	N Eppley	20130423	projection	MM	size	A2	scale	7:1
tolerance std	TOLERANCES UNLESS OTHERWISE SPECIFIED	eng	Peng-Bing Fu	20171108			ecn no	ELX-DG-2821-1	rel level	Released
ASME Y14.5M		chr	Justin Chen	20171129						
		appr	Heaven Cen	20171130						
surface	linear	0.X	±.3		product family		title ExaMAX R.A. RECEPTACLE ASS'Y, 4 PR, 84 POS, 6 IMLA, 12MM	dwg no 10125055	rev B	
		0.XX	±.10		-					
		0.XXX	±.050		-					
	angular	0°	±°	cat. no.	-		Product - Customer Drw		sheet 9 of 10	

10125055 - Y Y Y L F

ASSEMBLY PART NUMBER	DESCRIPTION
10125055-1YYLF	STANDARD MATE
10125055-2YYLF	ADVANCED MATE
10125055-3YYLF	SHORT DETECT
10125055-4YYLF	ADVANCED MATE & SHORT DETECT

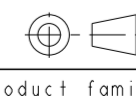
MODULE DESCRIPTION	DESIGNATION REPRESENTED IN DASH NUMBER										BASE MODULE
	1A	1B	1C	1D	1E	1F	1G	1H	1J (NO KEY)		
WITHOUT END GUIDES MODULE (SEE SHEET 1)	01										
RIGHT GUIDANCE MODULE (SEE SHEET 6)											
	LEFT GUIDANCE MODULE (SEE SHEET 8)										

NOTES:

- ① - CONNECTOR MATERIALS:
HOUSING: HIGH TEMP THERMOPLASTIC, BLACK, UL94-V0
IMLA PLASTIC: HIGH TEMP THERMOPLASTIC, BLACK, UL94-V0
CONTACT: COPPER ALLOY
ORGANIZER: HIGH TEMP THERMOPLASTIC, BLACK, UL94-V0
- 2 - CONTACT PLATING:
SEPARABLE INTERFACE:
PERFORMANCE-BASED PLATING, QUALIFIED TO MEET THE REQUIREMENTS OF FCI PRODUCT SPECIFICATION GS-12-1096 INCLUDING TELCORDIA GR-1217-CORE (NOVEMBER 1995) CENTRAL OFFICE TEST SEQUENCE

PRESS-FIT TAILS: TIN OVER NICKEL (LEAD FREE)
- 3 - PRODUCT SPECIFICATION: GS-12-1096
- 4 - APPLICATION SPECIFICATION GS-20-0361.
- 5 - PACKAGING MEETS GS-14-920 LEAD FREE LABELING SPECIFICATION.
- ⑥ - PRODUCT MARKING, (PROTOTYPE, PART NUMBER & LOT CODE), ON THIS SURFACE.
- ⑦ - THE MINIMUM VIA SPACING BETWEEN STACKED CONNECTORS IS 2.0 MM FOR THIS RAR AND THE MATING HEADER. REFER TO THE APPLICATION SPECIFICATION FOR DETAILS.
- ⑧ - CONNECTOR OUTLINE MAY BE SCREEN PRINTED ONTO CUSTOMER PCB TO BE USED AS A GUIDE FOR MANUAL CONNECTOR PLACEMENT.
- ⑨ - REFER TO CUSTOMER DRAWING 10119933 FOR INFORMATION ON PCB HOLE DIAMETERS AND PLATING OPTIONS
- ⑩ - THIS PRODUCT MEETS THE EUROPEAN UNION DIRECTIVES & OTHER COUNTRY REGULATIONS AS DESCRIBED IN GS-47-0004.
- ⑪ - REFER TO ROUTING GUIDE GS-20-0511 FOR RECOMMENDATIONS ON OPTIMIZATION OF FOOTPRINT AND TRACE ROUTING LAYOUT.
- 12 - THE HOUSING WILL WITHSTAND EXPOSURE TO 260° C PEAK TEMPERATURE FOR 10-30 SECONDS IN A CONVECTION, INFRA-RED OR VAPOR PHASE REFLOW OVEN.
- ⑬ - THE ADVANCED MATE RECEPTACLE, 10125055-2XXLF, WHEN MATED WITH AN ADVANCED MATE VERTICAL HEADER OR AN ADVANCED MATE RIGHT ANGLE HEADER, WILL PROVIDE 2 PAIRS OF MATING CONTACTS THAT MATE 0.75MM BEFORE THE REMAINDER OF THE SIGNAL AND GROUND CONTACTS.

- ⑭ - THE SHORT DETECT RECEPTACLE, 10125055-3XXLF, WHEN MATED WITH A STANDARD MATE VERTICAL HEADER OR A STANDARD MATE RIGHT ANGLE HEADER, WILL PROVIDE 1 PAIR OF MATING CONTACTS THAT MATE 1.00MM AFTER THE REMAINDER OF THE SIGNAL AND GROUND CONTACTS.
- ⑮ - THE ADVANCED MATE/SHORT DETECT RECEPTACLE, 10125055-4XXLF, WHEN MATED WITH AN ADVANCED MATE VERTICAL HEADER OR AN ADVANCED MATE RIGHT ANGLE HEADER, WILL PROVIDE 2 PAIRS OF MATING CONTACTS THAT MATE 0.75MM BEFORE THE REMAINDER OF THE SIGNAL AND GROUND CONTACTS AND 1 PAIR OF MATING CONTACTS THAT MATE 1.00MM AFTER THE REMAINDER OF THE SIGNAL AND GROUND CONTACTS.
- ⑯ - FOR CONNECTORS WITH EITHER A RIGHT OR LEFT GUIDE MODULE, TWO PHILLIPS PAN HEAD M2 HOLD DOWN SCREWS MUST BE USED TO SECURE THE CONNECTOR TO THE PCB. THE SCREW LENGTH SHALL BE 2.0-6.0mm PLUS THE THICKNESS OF THE BOARD. SCREWS ARE NOT PROVIDED WITH CONNECTOR.
- ⑰ - LEFT / RIGHT INTEGRATED GUIDE ORIENTATION IS DETERMINED BY THE LOCATION OF THE GUIDE FEATURE WHEN LOOKING AT THE MATING FACE OF THE RIGHT ANGLE RECEPTACLE. THE LEFT / RIGHT DESIGNATION OF THE MATING HEADER IS DEFINED BY THE RIGHT ANGLE RECEPTACLE THAT IT MATES WITH (i. e. A RIGHT GUIDE VERTICAL HEADER MATES WITH A RIGHT GUIDE RIGHT ANGLE RECEPTACLE.)
- ⑱ - ALL GROUND CONTACTS ARE COMMONED WITHIN A COLUMN.

spec ref	SEE NOTES	dr	N Eppley	20130423	projection	MM	size	A2	scale	1:1	
tolerance std	TOLERANCES UNLESS OTHERWISE SPECIFIED	eng	Peng-Bing Fu	2017/1/08		← →	ecn no	ELX-DG-2821-1	rel level	Released	
ASME Y14.5M		chr	Justin Chen	2017/1/29							product family
surface	linear	appr	Heaven Cen	2017/1/30	Amphenol FCI		title		ExaMAX R.A. RECEPTACLE		
	angular			ASS'Y, 4 PR, 84 POS, 6 IMLA, 12MM		cat. no.		10125055		rev	B
						Product - Customer Drw		sheet 10 of 10			



Компания «ЭлектроПласт» предлагает заключение долгосрочных отношений при поставках импортных электронных компонентов на взаимовыгодных условиях!

Наши преимущества:

- Оперативные поставки широкого спектра электронных компонентов отечественного и импортного производства напрямую от производителей и с крупнейших мировых складов;
- Поставка более 17-ти миллионов наименований электронных компонентов;
- Поставка сложных, дефицитных, либо снятых с производства позиций;
- Оперативные сроки поставки под заказ (от 5 рабочих дней);
- Экспресс доставка в любую точку России;
- Техническая поддержка проекта, помощь в подборе аналогов, поставка прототипов;
- Система менеджмента качества сертифицирована по Международному стандарту ISO 9001;
- Лицензия ФСБ на осуществление работ с использованием сведений, составляющих государственную тайну;
- Поставка специализированных компонентов (Xilinx, Altera, Analog Devices, Intersil, Interpoint, Microsemi, Aeroflex, Peregrine, Syfer, Eurofarad, Texas Instrument, Miteq, Cobham, E2V, MA-COM, Hittite, Mini-Circuits, General Dynamics и др.);

Помимо этого, одним из направлений компании «ЭлектроПласт» является направление «Источники питания». Мы предлагаем Вам помощь Конструкторского отдела:

- Подбор оптимального решения, техническое обоснование при выборе компонента;
- Подбор аналогов;
- Консультации по применению компонента;
- Поставка образцов и прототипов;
- Техническая поддержка проекта;
- Защита от снятия компонента с производства.



Как с нами связаться

Телефон: 8 (812) 309 58 32 (многоканальный)

Факс: 8 (812) 320-02-42

Электронная почта: org@eplast1.ru

Адрес: 198099, г. Санкт-Петербург, ул. Калинина, дом 2, корпус 4, литера А.