



Main

Range of product	OsiSense XU
Series name	Application material handling
Electronic sensor type	Photo-electric sensor
Sensor name	XU2
Sensor design	Cylindrical M18
Detection system	Thru beam
Material	Metal
Line of sight type	Axial
Type of output signal	Analogue Discrete
Supply circuit type	DC
Wiring technique	3-wire
Discrete output type	PNP
Discrete output function	1 NO
Analogue output range	4...20 mA
Electrical connection	1 male connector M12, 4 pins
Product specific application	-
Emission	Infrared thru beam
[Sn] nominal sensing distance	164.04 ft (50 m) thru beam

Complementary

Enclosure material	Nickel plated brass
Lens material	PMMA
Maximum sensing distance	229.66 ft (70 m)
Output type	Solid state
Add on output	With analogue output
Add on input	Breaking test (transmitter)
Status LED	1 LED (green) supply on 1 LED (yellow) operation
[Us] rated supply voltage	12...24 V DC with reverse polarity protection
Supply voltage limits	10...30 V DC
Switching capacity in mA	<= 100 mA (overload and short-circuit protection)
Switching frequency	<= 30 Hz
Voltage drop	<= 1.5 V (closed state)
Current consumption	<= 55 mA (no-load)
Delay first up	<= 50 ms
Delay response	<= 15 ms
Delay recovery	<= 15 ms
Setting-up	Sensitivity adjustment
Diameter	0.71 in (18 mm)
Length	3.74 in (95 mm)
Product weight	0.34 lb(US) (0.155 kg)
Kit composition	Transmitter + receiver

Environment

product certifications	CE CSA UL
ambient air temperature for operation	-13...131 °F (-25...55 °C)

The information provided in this documentation contains general descriptions and/or technical characteristics of the products contained herein. This documentation is not intended as a substitute for and is not to be used for determining suitability or reliability of these products for specific user applications. It is the duty of any such user or integrator to perform the appropriate and complete risk analysis, evaluation and testing of the products with respect to the relevant specific application or use thereof. Neither Schneider Electric Industries SAS nor any of its affiliates or subsidiaries shall be responsible or liable for misuse of the information contained herein.

ambient air temperature for storage	-40...158 °F (-40...70 °C)
vibration resistance	25 gn, amplitude = +/- 2 mm (f = 10...55 Hz) conforming to IEC 60068-2-6
shock resistance	30 gn (duration = 11 ms) conforming to IEC 60068-2-27
IP degree of protection	IP67 conforming to IEC 60529

Offer Sustainability

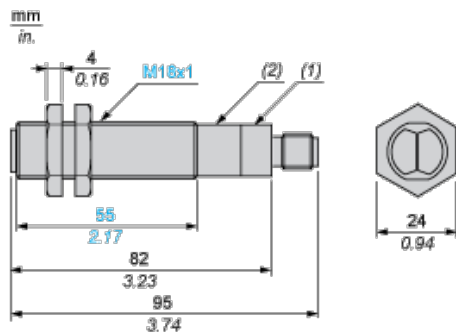
Not Green Premium product	Not Green Premium product
Compliant - since 0924 - Schneider Electric declaration of conformity	Compliant - since 0924 - Schneider Electric declaration of conformity
Reference not containing SVHC above the threshold	Reference not containing SVHC above the threshold
WARNING: This product can expose you to chemicals including:	WARNING: This product can expose you to chemicals including:
Diisononyl phthalate (DINP), which is known to the State of California to cause cancer, and	Diisononyl phthalate (DINP), which is known to the State of California to cause cancer, and
Di-isodecyl phthalate (DIDP), which is known to the State of California to cause birth defects or other reproductive harm.	Di-isodecyl phthalate (DIDP), which is known to the State of California to cause birth defects or other reproductive harm.
For more information go to www.p65warnings.ca.gov	For more information go to www.p65warnings.ca.gov

Contractual warranty

Warranty period	18 months
-----------------	-----------

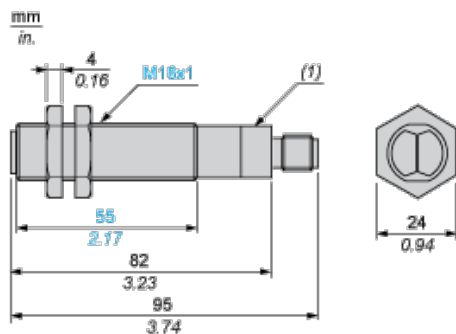
Dimensions

Receiver dimensions



- (1) LEDs
- (2) Potentiometer

Transmitter dimensions



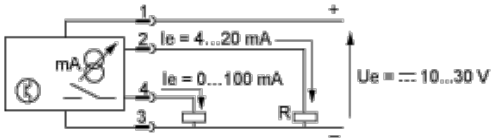
- (1) LEDs

Mounting and Clearance

Fixing nut tightening torque: 15 N.m
Connector tightening torque: 2 N.m

Wiring Schemes

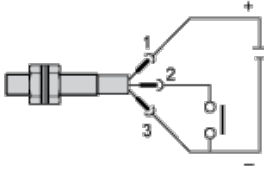
Receiver



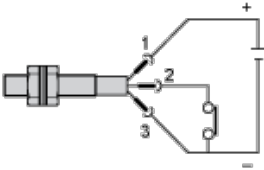
$R_{max.} < 800 \Omega$ ($U_e = 24 V$), $< 300 \Omega$ ($U_e = 12 V$)

Beam Break Test (only on Transmitter)

Beam made

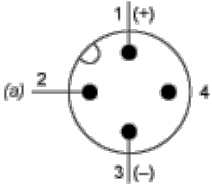


Beam broken



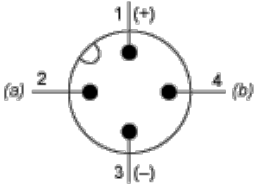
Sensor Connector Pin View

Transmitter



(a) Test

Receiver

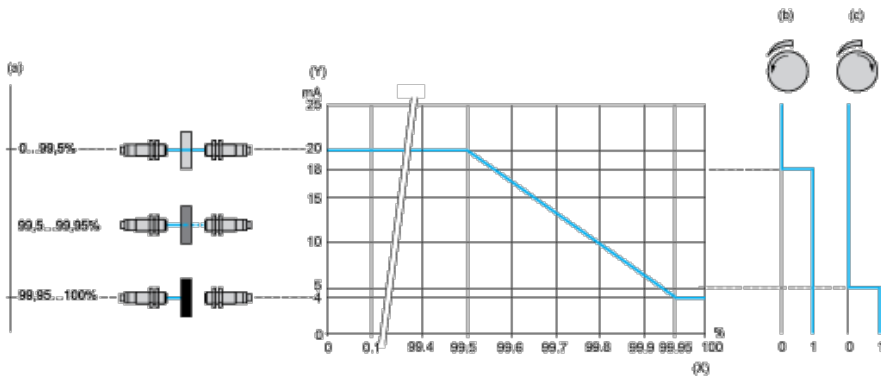


(a) Analogue output

(b) Solid-state output

Operation, Settings

Type, opacity of object Analogue output curve Switching level of digital solid-state PNP output



(a) Degree of opacity of object

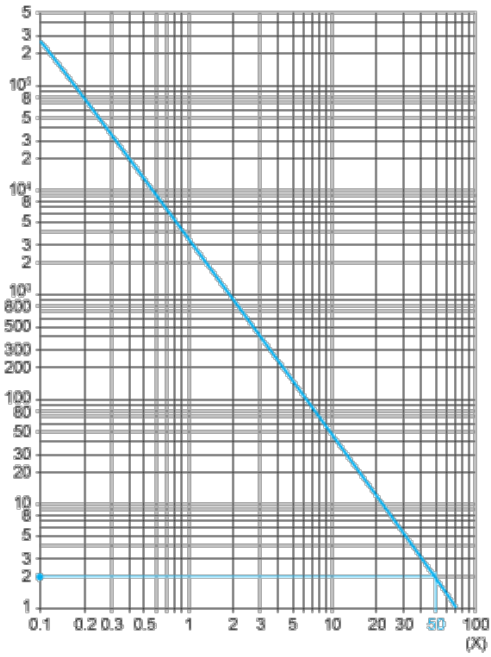
(b) Potentiometer set at minimum

(c) Potentiometer set at maximum

(y) Output current

(x) Degree of opacity of object

Type, opacity of object Analogue output curve Switching level of digital solid-state PNP output



- (a) Degree of opacity of object
- (b) Potentiometer set at minimum
- (c) Potentiometer set at maximum
- (y) Output current
- (x) Degree of opacity of object



Компания «ЭлектроПласт» предлагает заключение долгосрочных отношений при поставках импортных электронных компонентов на взаимовыгодных условиях!

Наши преимущества:

- Оперативные поставки широкого спектра электронных компонентов отечественного и импортного производства напрямую от производителей и с крупнейших мировых складов;
- Поставка более 17-ти миллионов наименований электронных компонентов;
- Поставка сложных, дефицитных, либо снятых с производства позиций;
- Оперативные сроки поставки под заказ (от 5 рабочих дней);
- Экспресс доставка в любую точку России;
- Техническая поддержка проекта, помощь в подборе аналогов, поставка прототипов;
- Система менеджмента качества сертифицирована по Международному стандарту ISO 9001;
- Лицензия ФСБ на осуществление работ с использованием сведений, составляющих государственную тайну;
- Поставка специализированных компонентов (Xilinx, Altera, Analog Devices, Intersil, Interpoint, Microsemi, Aeroflex, Peregrine, Syfer, Eurofarad, Texas Instrument, Miteq, Cobham, E2V, MA-COM, Hittite, Mini-Circuits, General Dynamics и др.);

Помимо этого, одним из направлений компании «ЭлектроПласт» является направление «Источники питания». Мы предлагаем Вам помощь Конструкторского отдела:

- Подбор оптимального решения, техническое обоснование при выборе компонента;
- Подбор аналогов;
- Консультации по применению компонента;
- Поставка образцов и прототипов;
- Техническая поддержка проекта;
- Защита от снятия компонента с производства.



Как с нами связаться

Телефон: 8 (812) 309 58 32 (многоканальный)

Факс: 8 (812) 320-02-42

Электронная почта: org@eplast1.ru

Адрес: 198099, г. Санкт-Петербург, ул. Калинина, дом 2, корпус 4, литера А.