

# SMD Multilayer Chip Varistor

AMCV-0603

RoHS  
Compliant



1.6 x 0.8 x 0.8 mm

## FEATURES:

- SMD type, small size suitable for high density mounting
- Excellent clamping ratio and strong capability of voltage surge suppression
- Excellent solderability (Ni, Sn plating)

## APPLICATIONS:

- Transient voltage protection and voltage surge suppression for LED lighting
- Suitable for LCD-TV, STB, Switch, Router, PLC, Security System, smart meters, mobile phones
- Suppressing Induced / switching over-voltage caused by lightning and power
- Protecting DC-DC Module, I/O ports, IC driver

## STANDARD SPECIFICATIONS:

**Operating Temperature:** -55°C ~ +125°C

**Storage Temperature and Humidity** -10°C ~ +40°C and RH 70% (Max.)

| Part Number        | Max. Working Voltage |                  | Varistor Voltage | Max. Clamping Voltage |                   | Rated Single Pulse Transient |                     | Typical Capacitance         |
|--------------------|----------------------|------------------|------------------|-----------------------|-------------------|------------------------------|---------------------|-----------------------------|
|                    | DC                   | AC RMS           |                  | 8/20μs                | ESD               | Energy 10/1000μs             | Peak Current 8/20μs |                             |
| Test Condition     | <20μA                |                  | @1mA DC          |                       |                   |                              |                     | @0.5V <sub>rms</sub> , 1MHz |
| Units              | Volts                | Volts            | Volts            | Volts                 | Volts             | Joules                       | Amps                | pF                          |
| Symbol             | V <sub>WDC</sub>     | V <sub>WAC</sub> | V <sub>B</sub>   | V <sub>C</sub> *1     | V <sub>C</sub> *2 | E <sub>T</sub>               | I <sub>P</sub>      | C                           |
| ACMV-0603-5R5-C180 | 5.5                  | 4.0              | 10.0-14.0        | 18                    | 23                | 0.005                        | 3                   | 18                          |
| ACMV-0603-5R5-C300 | 5.5                  | 4.0              | 10.0-14.0        | 18                    | 23                | 0.005                        | 5                   | 30                          |
| ACMV-0603-5R5-C500 | 5.5                  | 4.0              | 10.0-14.0        | 18                    | 23                | 0.01                         | 10                  | 50                          |
| ACMV-0603-5R5-C800 | 5.5                  | 4.0              | 10.0-14.0        | 18                    | 23                | 0.02                         | 10                  | 80                          |
| ACMV-0603-5R5-C101 | 5.5                  | 4.0              | 10.0-14.0        | 18                    | 23                | 0.05                         | 20                  | 100                         |
| ACMV-0603-090-C180 | 9.0                  | 6.4              | 11.0-16.0        | 20                    | 26                | 0.005                        | 3                   | 18                          |
| ACMV-0603-090-C300 | 9.0                  | 6.4              | 11.0-16.0        | 20                    | 26                | 0.005                        | 5                   | 30                          |
| ACMV-0603-090-C500 | 9.0                  | 6.4              | 11.0-16.0        | 20                    | 26                | 0.01                         | 10                  | 50                          |
| ACMV-0603-090-C800 | 9.0                  | 6.4              | 11.0-16.0        | 20                    | 26                | 0.02                         | 15                  | 80                          |
| ACMV-0603-090-C101 | 9.0                  | 6.4              | 11.0-16.0        | 20                    | 26                | 0.05                         | 20                  | 100                         |
| ACMV-0603-140-C180 | 14.0                 | 10.0             | 16.0-22.0        | 30                    | 39                | 0.005                        | 3                   | 18                          |
| ACMV-0603-140-C300 | 14.0                 | 10.0             | 16.0-22.0        | 30                    | 39                | 0.01                         | 5                   | 30                          |
| ACMV-0603-140-C500 | 14.0                 | 10.0             | 16.0-22.0        | 30                    | 39                | 0.02                         | 10                  | 50                          |
| ACMV-0603-140-C800 | 14.0                 | 10.0             | 16.0-22.0        | 30                    | 39                | 0.03                         | 15                  | 80                          |
| ACMV-0603-140-C101 | 14.0                 | 10.0             | 16.0-22.0        | 30                    | 39                | 0.05                         | 20                  | 100                         |
| ACMV-0603-180-C180 | 18.0                 | 12.7             | 22.0-28.0        | 40                    | 48                | 0.005                        | 5                   | 18                          |
| ACMV-0603-180-C300 | 18.0                 | 12.7             | 22.0-28.0        | 40                    | 48                | 0.02                         | 10                  | 30                          |
| ACMV-0603-180-C600 | 18.0                 | 12.7             | 22.0-28.0        | 40                    | 48                | 0.02                         | 10                  | 60                          |
| ACMV-0603-180-C800 | 18.0                 | 12.7             | 22.0-28.0        | 40                    | 48                | 0.03                         | 15                  | 80                          |
| ACMV-0603-180-C101 | 18.0                 | 12.7             | 22.0-28.0        | 40                    | 48                | 0.05                         | 20                  | 100                         |
| ACMV-0603-260-C180 | 26.0                 | 18.4             | 31.0-38.0        | 58                    | 70                | 0.02                         | 5                   | 18                          |
| ACMV-0603-260-C300 | 26.0                 | 18.4             | 31.0-38.0        | 58                    | 70                | 0.03                         | 10                  | 30                          |
| ACMV-0603-260-C500 | 26.0                 | 18.4             | 31.0-38.0        | 58                    | 70                | 0.03                         | 10                  | 50                          |

\*1: V<sub>C</sub>, Maximum peak voltage across the varistor measured at a specified pulse current and waveform.

|                 |                  |
|-----------------|------------------|
| Energy Rating   | Pulse & Waveform |
| 0.00-0.05 Joule | 1A, 8/20μs       |
| 0.10 Joule      | 2A, 8/20μs       |
| 0.20-0.50 Joule | 5A, 8/20μs       |

\*2: V<sub>C</sub>, Maximum peak voltage across the varistor measured at 30ns after initiation of pulse on IEC61000-4-2 30A/8KV.

ABRACON IS  
ISO 9001:2008  
CERTIFIED



**ABRACON**  
CORPORATION

Visit [www.abracon.com](http://www.abracon.com) for Terms & Conditions of Sale **Revised: 11.30.12**  
30332 Esperanza, Rancho Santa Margarita, California 92688  
tel 949-546-8000 | fax 949-546-8001 | [www.abracon.com](http://www.abracon.com)

# SMD Multilayer Chip Varistor

AMCV-0603

RoHS  
Compliant



1.6 x 0.8 x 0.8 mm

## Test Conditions

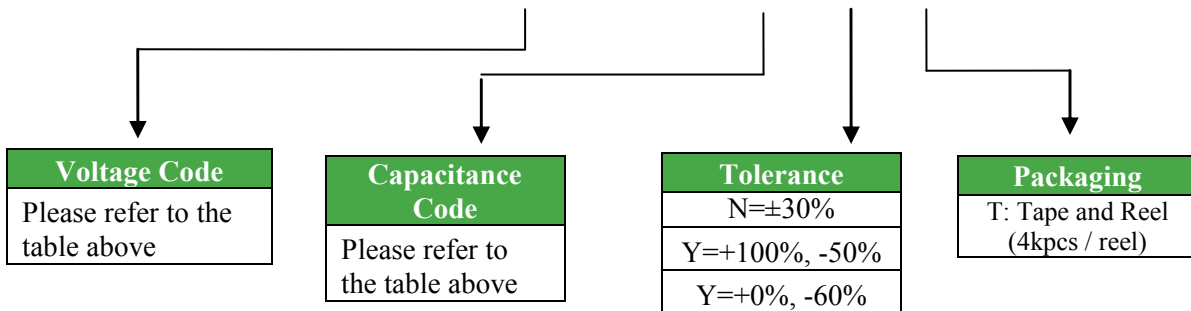
Unless otherwise specified, the standard atmospheric conditions for measurement/test as:

- a. Ambient Temperature:  $20 \pm 15^\circ\text{C}$
- b. Relative Humidity:  $65 \pm 20\%$
- c. Air Pressure: 86 kPa to 106 kPa

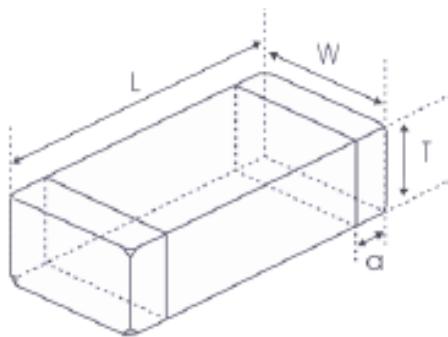
| Items                                | Test Methods and Remarks                               |
|--------------------------------------|--|
| Varistor Voltage at 1mA DC ( $V_B$ ) | Measuring current: 1mA DC<br>Duration: 0.2 to 2 sec    |
| Capacitance (C)                      | Measure source: $0.5 V_{RMS}$<br>Test frequency: 1MHz. |
| Leakage Current ( $I_L$ )            | Measuring voltage: Maximum DC working voltage          |
| Clamping Voltage ( $V_C$ )           | Measuring source: 8/20us waveform, ESD waveform        |

## OPTIONS AND PART IDENTIFICATION:

AMCV-0603- - C -



## OUTLINE DIMENSION:



### Recommended Land Pattern



| L              | W              | T              | a             |
|----------------|----------------|----------------|---------------|
| 1.6 $\pm$ 0.15 | 0.8 $\pm$ 0.15 | 0.8 $\pm$ 0.15 | 0.3 $\pm$ 0.2 |

| A         | B         | C         |
|-----------|-----------|-----------|
| 0.60~0.80 | 0.60~0.80 | 0.60~0.80 |

Dimension: mm

# SMD Multilayer Chip Varistor



1.6 x 0.8 x 0.8 mm

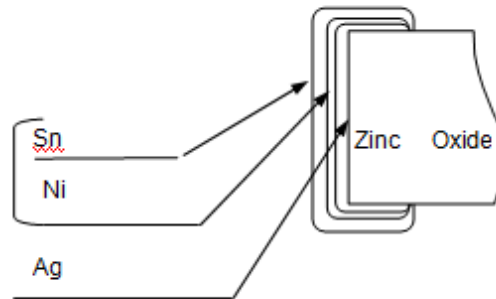
AMCV-0603

**RoHS**  
Compliant

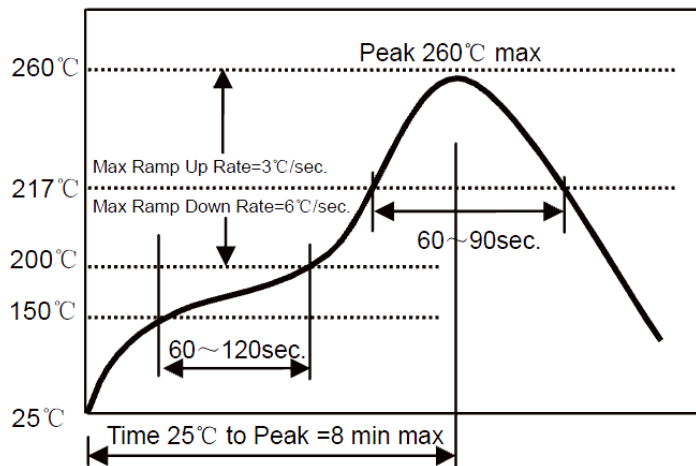
## Materials



|   | Part Name          | Material                                |
|---|--------------------|---|
| 1 | Base Material      | ZnO                                     |
| 2 | Internal Conductor | Ag-Pd                                   |
| 3 | Terminal Electrode | Ag (Inner layer)<br>Ni-Sn (Outer layer) |



## REFLOW PROFILE:



|                             |                               |
|-----------------------------|-------------------------------|
| Preheat Condition           | 150 to 200 °C; 60 to 120 sec. |
| Allowed time above 217 °C   | 60 to 90 sec.                 |
| Max temperature             | 260 °C                        |
| Max time at max temperature | 10 sec.                       |
| Solder paste                | Sn/3.0Ag/0.5Cu                |
| Allowed Reflow time         | 2x max.                       |

# SMD Multilayer Chip Varistor

AMCV-0603

RoHS  
Compliant

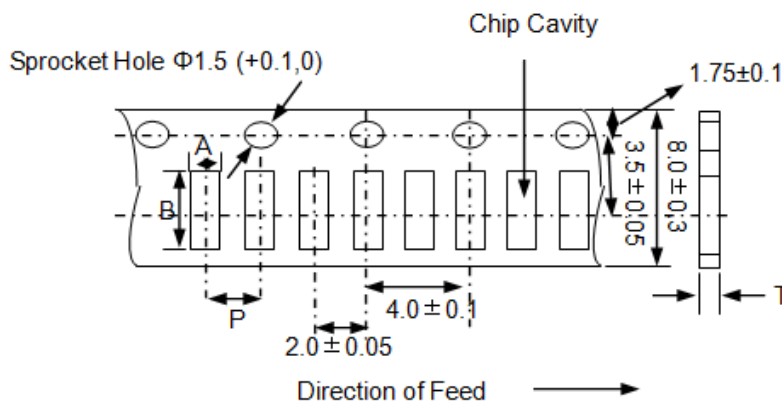


1.6 x 0.8 x 0.8 mm

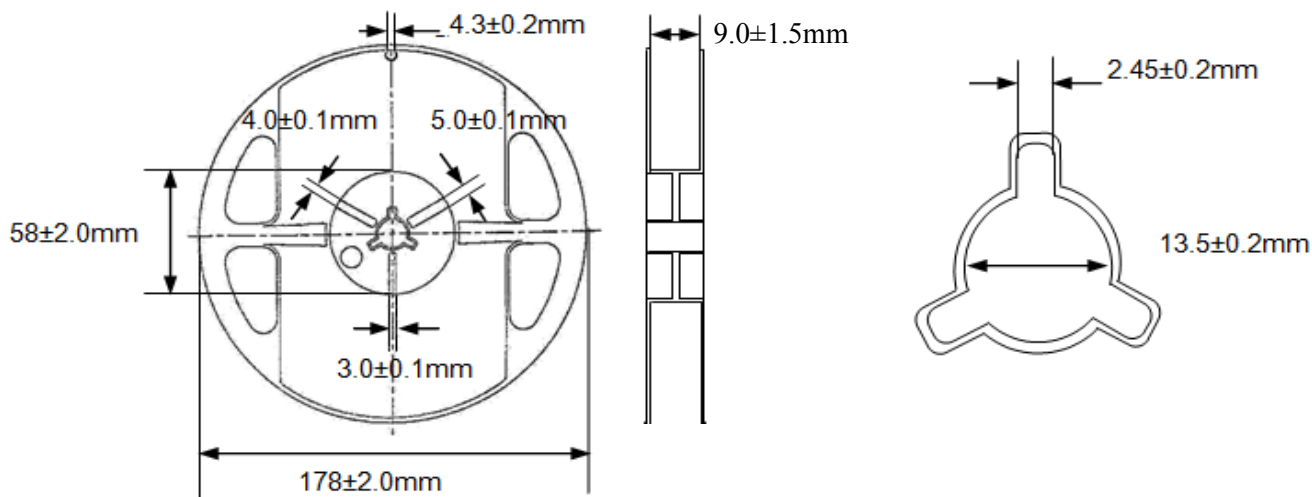
## TAPE & REEL:

### Packing

T: 4,000pcs / reel



| A       | B       | P       | T (max) |
|---------|---------|---------|---------|
| 1.0±0.2 | 1.8±0.2 | 4.0±0.1 | 1.1     |



### Storage Conditions

- The solderability of the external electrode may be deteriorated if packages are stored where they are exposed to high humidity. Package must be stored at 40°C or less and 70% RH or less.
- The solderability of the external electrode may be deteriorated if packages are stored where they are exposed to dust or harmful gas (e.g. HCl, sulfurous gas of H<sub>2</sub>S).
- Packaging material may be deformed if packages are stored where they are exposed to heat or direct sunlight.
- Solderability shall be guaranteed for 6 months from the date of delivery on condition that they are stored at the environment specified in a. The parts that are stored more than 6 months shall be checked solderability before use.

**Dimension: mm**

**ATTENTION:** Abracon Corporation's products are COTS – Commercial-Off-The-Shelf products; suitable for Commercial, Industrial and, where designated, Automotive Applications. Abracon's products are not specifically designed for Military, Aviation, Aerospace, Life-dependant Medical applications or any application requiring high reliability where component failure could result in loss of life and/or property. For applications requiring high reliability and/or presenting an extreme operating environment, written consent and authorization from Abracon Corporation is required. Please contact Abracon Corporation for more information.

ABRACON IS  
ISO 9001:2008  
CERTIFIED



Visit [www.abracon.com](http://www.abracon.com) for Terms & Conditions of Sale **Revised: 11.30.12**  
30332 Esperanza, Rancho Santa Margarita, California 92688  
tel 949-546-8000 | fax 949-546-8001 | [www.abracon.com](http://www.abracon.com)



Компания «ЭлектроПласт» предлагает заключение долгосрочных отношений при поставках импортных электронных компонентов на взаимовыгодных условиях!

Наши преимущества:

- Оперативные поставки широкого спектра электронных компонентов отечественного и импортного производства напрямую от производителей и с крупнейших мировых складов;
- Поставка более 17-ти миллионов наименований электронных компонентов;
- Поставка сложных, дефицитных, либо снятых с производства позиций;
- Оперативные сроки поставки под заказ (от 5 рабочих дней);
- Экспресс доставка в любую точку России;
- Техническая поддержка проекта, помощь в подборе аналогов, поставка прототипов;
- Система менеджмента качества сертифицирована по Международному стандарту ISO 9001;
- Лицензия ФСБ на осуществление работ с использованием сведений, составляющих государственную тайну;
- Поставка специализированных компонентов (Xilinx, Altera, Analog Devices, Intersil, Interpoint, Microsemi, Aeroflex, Peregrine, Syfer, Eurofarad, Texas Instrument, Miteq, Cobham, E2V, MA-COM, Hittite, Mini-Circuits, General Dynamics и др.);

Помимо этого, одним из направлений компании «ЭлектроПласт» является направление «Источники питания». Мы предлагаем Вам помощь Конструкторского отдела:

- Подбор оптимального решения, техническое обоснование при выборе компонента;
- Подбор аналогов;
- Консультации по применению компонента;
- Поставка образцов и прототипов;
- Техническая поддержка проекта;
- Защита от снятия компонента с производства.



#### Как с нами связаться

**Телефон:** 8 (812) 309 58 32 (многоканальный)

**Факс:** 8 (812) 320-02-42

**Электронная почта:** [org@eplast1.ru](mailto:org@eplast1.ru)

**Адрес:** 198099, г. Санкт-Петербург, ул. Калинина, дом 2, корпус 4, литера А.