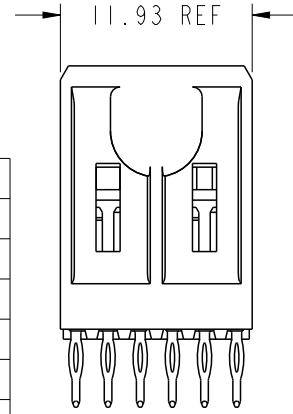
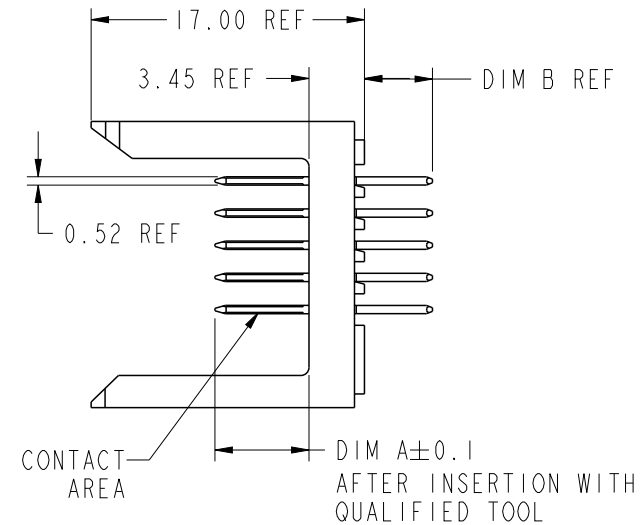
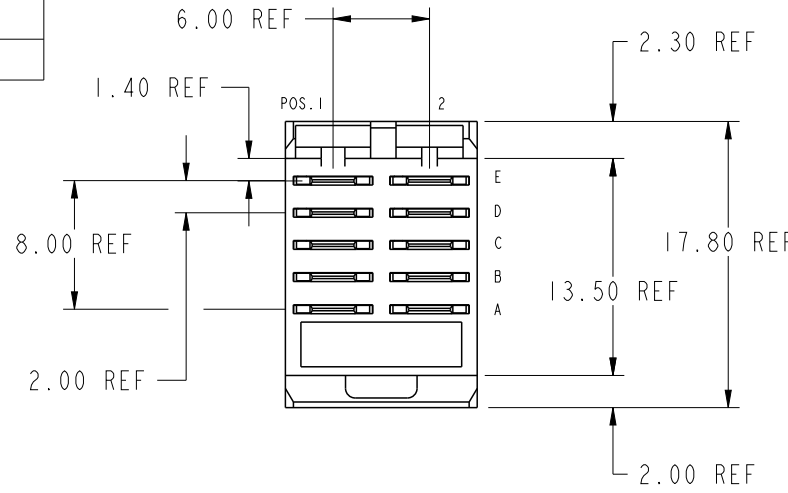


PRODUCT NUMBER  
70430-XYX  
70430-XYXLF



- NOTES:
- FOR DIM A, AND B SEE SHEET 2 AND UP.
  - BODY MATERIAL: LIQUID CRYSTAL POLYMER 30 % GLASS. FLAME RETARDANT ACC. UL 94-V0.
  - PIN MATERIAL PHOSPHOR BRONZE:
  - PLATING ON PRESS-FIT TAIL:  
70430-XYX IS SnPb  
70430-XYXLF IS Sn (LEAD FREE)  
PLATING ON CONTACT AREA CONFORMS TO PERFORMANCE LEVEL SHOWN IN TABLE BELOW.
  - PRODUCT MARKING:  
PART NUMBER DESIGNATION J& BATCH I.D.
  - ALL PRODUCTS WITH PART NUMBERS SHOWN IN SUBSEQUENT TABLES WILL BE PACKAGED IN TUBES. IF TRAY PACKAGING IS REQUIRED, SUFFIX "P" WILL BE ADDED TO THE END OF THE PART NUMBER. EXAMPLE: XXXXX-XXXP
  - PRODUCT SPECIFICATION: GS-12-180  
APPLICATION SPECIFICATION: BUS-20-075
  - THE PRODUCTS WHERE THE PART NUMBER ENDS IN 'LF' MEETS THE EUROPEAN UNION DIRECTIVES AND OTHER COUNTRY REGULATIONS AS DESCRIBED IN GS-22-008.
  - ALL PRODUCTS WILL WITHSTAND EXPOSURE TO 260°C FOR 60 SECONDS IN A CONVECTION, INFRA-RED OR VAPOR PHASE REFLOW OVEN.

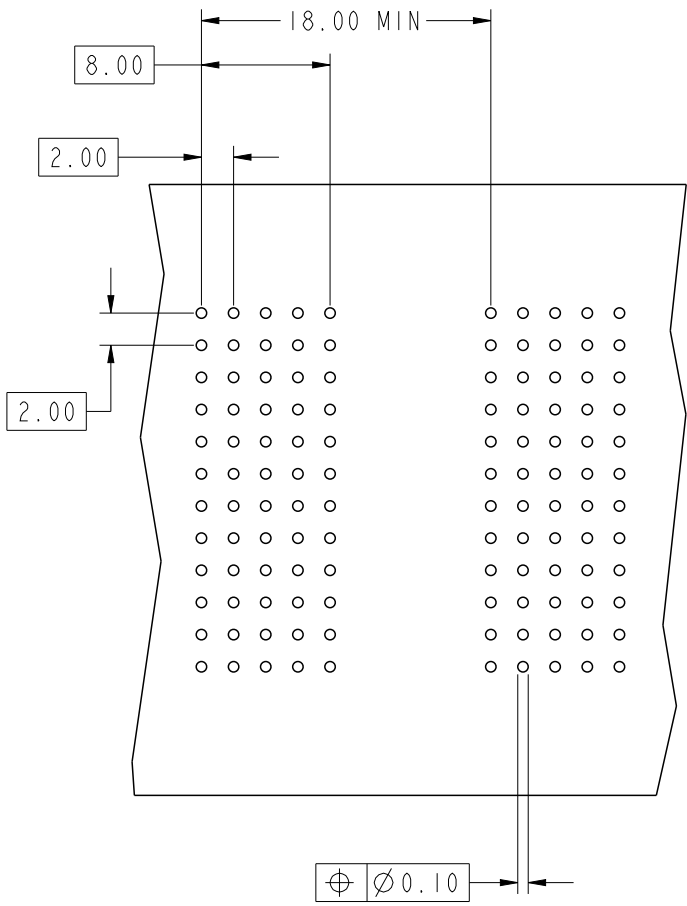
PLATING IN CONTACT AREA	
DASH NUMBER	PERFORMANCE LEVEL
-1YY	TELCORDIA CO & IEC CLASS I
-2YY	TELECOM CLASS
-3YY	TELCORDIA CO & IEC CLASS I
-5YY	TELCORDIA UE
-1YYLF	TELCORDIA CO & IEC CLASS I
-2YYLF	TELECOM CLASS
-5YYLF	TELCORDIA UE

rev	ecn no	dr	date
AW	DG-006740-1	TER	2011-10-08
AR	V06-0948	DCH	2006-09-12
AS	DG09-0256	TER	2009-08-19
AT	DG09-0366	TER	2009-11-24
AU	DG10-0002	TER	2010-01-05
AV	DG-003807-1	TER	2011-05-11

spec ref	*	dr	Terran Huang	2010/07/08	projection	mm	size	A4	scale	1:10
tolerance std	TOLERANCES UNLESS OTHERWISE SPECIFIED	eng	Terran Huang	2011/10/09			ecn no		ELX-DG-006740-1	
		chr	Tao Huang	2011/10/18			rel level		Released	
surface	3.200 linear	appr	Pei-Ming Zheng	2011/10/18	product family		METRAL		rev	AW
	0.X ±0.3			title METRAL POWER HEADER 1 MOD, 5 ROW PRESS-FIT		dwg no 70430		sheet 1 of 6		
	0.XX ±0.13									
	0.XXX ±0.051									
	angular 0° ±2°	www.fci.com		cat. no.		Product - Customer Drw		PDS: Rev :AW STATUS:Released Printed: Oct 18, 2011		



Copyright FCI.



KEY		
CODE	DIMENSIONS	
	DIM "A" MATE	DIM "B" TAIL
P01	6.50	4.30
P02	7.25	4.30
P03	8.00	4.30
P04	6.50	13.60
P05	7.25	13.60
P06	8.00	13.60
P07	6.5	17.00
P08	7.25	17.00
P11	7.25	12.20
P12	8.00	12.20
P16	5.00	4.30
P17	5.75	4.30
P29	7.25	11.80

REQUIRED PC BOARD LAYOUT  
 COMPONENT SIDE  
 SEE PRINT 58351 FOR  
 ADDITIONAL PCB INFORMATION



spec ref	*	dr	Terran Huang	2010/07/08	projection 	mm 	size	A4	scale	21:10		
tolerance std	TOLERANCES UNLESS OTHERWISE SPECIFIED	eng	Terran Huang	2011/10/09			product family	METRAL	ecn no	ELX-DG-006740-1		
		chr	Tao Huang	2011/10/18				rel level	Released			
surface	3.2	appr	Pei-Ming Zheng	2011/10/18	title		METRAL POWER HEADER		dwg no	70430	rev	AW
	linear	0.X	±0.3	www.fci.com	1 MOD, 5 ROW PRESS-FIT		cat. no.		-	Product - Customer Drw		sheet 2 of 6
		0.XX	±0.13									
		0.XXX	±0.051									
	angular	0°	±2°									

PrdE File - REV C - 2009-06-09

Copyright FCI.



Copyright FCI.

METRAL P/N	ROW	CONTACT CODE MOD. I		METRAL P/N	ROW	CONTACT CODE MOD. I		METRAL P/N	ROW	CONTACT CODE MOD. I		METRAL P/N	ROW	CONTACT CODE MOD. I								
		1	2			1	2			1	2			1	2							
70430-X01 SEE NOTE 4 FOR LEAD-FREE CODE	E	-	-	70430-X05 SEE NOTE 4 FOR LEAD-FREE CODE	E	P03	P01	70430-X09 SEE NOTE 4 FOR LEAD-FREE CODE	E	P02	P01	70430-X13 SEE NOTE 4 FOR LEAD-FREE CODE	E	P01	P02	70430-X17 SEE NOTE 4 FOR LEAD-FREE CODE	E	P03	P03			
	D	P03	P03		D	P03	P01		D	P02	P01		D	P01	P02		D	P03	P03			
	C	P02	P02		C	P03	P01		C	P02	P01		C	P03	P03		C	-	-	C	-	-
	B	P01	P01		B	P03	P01		B	P02	P01		B	P03	P03		B	P03	P03	B	P03	P03
	A	P03	P03		A	P03	P01		A	P02	P01		A	P03	P03		A	P03	P03	A	P03	P03
70430-X02 SEE NOTE 4 FOR LEAD-FREE CODE	E	P01	P01	70430-X06 SEE NOTE 4 FOR LEAD-FREE CODE	E	P03	P03	70430-X10 SEE NOTE 4 FOR LEAD-FREE CODE	E	P01	P01	70430-X14 SEE NOTE 4 FOR LEAD-FREE CODE	E	P01	P01	70430-X18 SEE NOTE 4 FOR LEAD-FREE CODE	E	P01	P02			
	D	P02	P02		D	P02	P02		D	P01	P01		D	P01	P01		D	P01	P02			
	C	P03	P03		C	P01	P01		C	P02	P02		C	-	-		C	P01	P02			
	B	-	-		B	-	-		B	P03	P03		B	P03	P03		B	P01	P02			
	A	P03	P03		A	P03	P03		A	-	-		A	P02	P02		A	P01	P02			
70430-X03 SEE NOTE 4 FOR LEAD-FREE CODE	E	P02	P01	70430-X07 SEE NOTE 4 FOR LEAD-FREE CODE	E	P01	P01	70430-X11 SEE NOTE 4 FOR LEAD-FREE CODE	E	P02	P03	70430-X15 SEE NOTE 4 FOR LEAD-FREE CODE	E	P06	P05	70430-X19 SEE NOTE 4 FOR LEAD-FREE CODE	E	P02	P02			
	D	-	-		D	-	-		D	P02	P03		D	P06	P05		D	P01	P02			
	C	P01	P01		C	-	-		C	P03	P03		C	P06	P05		C	P01	P02			
	B	P01	P01		B	-	-		B	P03	P03		B	P06	P05		B	P01	P02			
	A	P01	P01		A	P01	P01		A	P03	P03		A	P06	P05		A	P02	P02			
70430-X04 SEE NOTE 4 FOR LEAD-FREE CODE	E	P02	P01	70430-X08 SEE NOTE 4 FOR LEAD-FREE CODE	E	P03	P02	70430-X12 SEE NOTE 4 FOR LEAD-FREE CODE	E	P02	P03	70430-X16 SEE NOTE 4 FOR LEAD-FREE CODE	E	P03	P02	70430-X20 SEE NOTE 4 FOR LEAD-FREE CODE	E	P05	P05			
	D	P03	P03		D	-	-		D	P02	P03		D	P03	P02		D	P05	P05			
	C	-	-		C	P03	P02		C	P02	P03		C	P03	P02		C	P05	P05			
	B	P01	P01		B	-	-		B	P02	P03		B	P03	P02		B	P05	P05			
	A	P03	P03		A	P03	P02		A	P02	P03		A	P03	P02		A	P06	P06			

spec ref	*	dr	Terran Huang	2010/07/08	projection 	mm 	size	A4	scale	1:10	
tolerance std	TOLERANCES UNLESS OTHERWISE SPECIFIED	eng	Terran Huang	2011/10/09			product family	METRAL	rel level	Released	
		chr	Tao Huang	2011/10/18				ecn no	ELX-DG-006740-1		
surface	3.2	appr	Pei-Ming Zheng	2011/10/18	title	METRAL POWER HEADER	dwg no	70430	rev	AW	
	linear				cat. no.	-	Product - Customer Drw	sheet 3 of 6			
	angular										

ProjE File - REV C - 2009-06-09



Copyright FCI.

METRAL P/N	ROW	CONTACT CODE MOD. I		METRAL P/N	ROW	CONTACT CODE MOD. I		METRAL P/N	ROW	CONTACT CODE MOD. I		METRAL P/N	ROW	CONTACT CODE MOD. I					
		1	2			1	2			1	2			1	2				
70430-X21 SEE NOTE 4 FOR LEAD-FREE CODE	E	P02	P02	70430-X25 SEE NOTE 4 FOR LEAD-FREE CODE	E	P04	P06	70430-X29 SEE NOTE 4 FOR LEAD-FREE CODE	E	P04	P05	70430-X33 SEE NOTE 4 FOR LEAD-FREE CODE	E	P02	-	70430-X37 SEE NOTE 4 FOR LEAD-FREE CODE	E	P01	P02
	D	P02	P02		D	P04	P06		D	P05	P05		D	P02	-		D	P01	P01
	C	P02	P02		C	P04	P06		C	P05	P05		C	P02	-		C	P02	P02
	B	P02	P02		B	P04	P06		B	P05	P05		B	P02	-		B	P01	P01
	A	P03	P03		A	P04	P06		A	P05	P05		A	P02	-		A	P02	P02
70430-X22 SEE NOTE 4 FOR LEAD-FREE CODE	E	P06	P06	70430-X26 SEE NOTE 4 FOR LEAD-FREE CODE	E	P03	P03	70430-X30 SEE NOTE 4 FOR LEAD-FREE CODE	E	P01	P02	70430-X34 SEE NOTE 4 FOR LEAD-FREE CODE	E	P02	-	70430-X38 SEE NOTE 4 FOR LEAD-FREE CODE	E	P02	P02
	D	P06	P06		D	P02	P02		D	-	P01		D	-	P01		D	P01	P01
	C	P06	P05		C	P01	P01		C	P02	P02		C	P02	-		C	P02	P01
	B	P06	P05		B	-	-		B	P02	P02		B	-	P01		B	P01	P02
	A	P06	P06		A	P03	-		A	P02	P02		A	P02	-		A	P02	P01
70430-X23 SEE NOTE 4 FOR LEAD-FREE CODE	E	P03	P03	70430-X27 SEE NOTE 4 FOR LEAD-FREE CODE	E	P06	P04	70430-X31 SEE NOTE 4 FOR LEAD-FREE CODE	E	P01	P01	70430-X35 SEE NOTE 4 FOR LEAD-FREE CODE	E	P01	P02	70430-X39 SEE NOTE 4 FOR LEAD-FREE CODE	E	P01	P17
	D	P03	P03		D	P06	P06		D	P01	P01		D	P02	P01		D	P01	P17
	C	P03	P02		C	P06	P06		C	P01	P01		C	P01	P02		C	P01	P17
	B	P03	P02		B	P06	P06		B	P03	P01		B	P01	P01		B	P01	P17
	A	P03	P03		A	P06	P06		A	P03	P01		A	P02	P01		A	P01	P17
70430-X24 SEE NOTE 4 FOR LEAD-FREE CODE	E	P01	P03	70430-X28 SEE NOTE 4 FOR LEAD-FREE CODE	E	P03	P01	70430-X32 SEE NOTE 4 FOR LEAD-FREE CODE	E	P05	P06	70430-X36 SEE NOTE 4 FOR LEAD-FREE CODE	E	P01	P02	70430-X40 SEE NOTE 4 FOR LEAD-FREE CODE	E	P03	P01
	D	P01	P03		D	P03	P03		D	P05	P06		D	P02	P01		D	P03	P03
	C	P01	P03		C	P03	P03		C	P05	P06		C	P01	P02		C	P03	P03
	B	P01	P03		B	P03	P03		B	P05	P06		B	P01	P01		B	P03	P03
	A	P01	P03		A	P03	P03		A	P05	P06		A	P02	P02		A	P03	P03

spec ref	*	dr	Terran Huang	2010/07/08	projection		size	A4	scale	1:10	
tolerance std	TOLERANCES UNLESS OTHERWISE SPECIFIED	eng	Terran Huang	2011/10/09			ecn no	ELX-DG-006740-1			
		chr	Tao Huang	2011/10/18			product family	METRAL	rel level	Released	
surface	3.2	appr	Pei-Ming Zheng	2011/10/18	title		METRAL POWER HEADER			rev	AW
	linear				1 MOD, 5 ROW PRESS-FIT		dwg no	70430			
	angular				cat. no.		Product - Customer Drw			sheet 4 of 6	

ProjE File - REV C - 2009-06-09

A

B

C

D

METRAL P/N	ROW	CONTACT CODE MOD. I	
		1	2
70430-X41 SEE NOTE 4 FOR LEAD-FREE CODE	E	P06	P04
	D	P06	P06
	C	P06	P06
	B	P06	P06
	A	P06	P06

METRAL P/N	ROW	CONTACT CODE MOD. I	
		1	2
70430-X45 SEE NOTE 4 FOR LEAD-FREE CODE	E	P02	P01
	D	P03	P03
	C	-	-
	B	P03	P03
	A	P03	P03

METRAL P/N	ROW	CONTACT CODE MOD. I	
		1	2
70430-X49 SEE NOTE 4 FOR LEAD-FREE CODE	E	P02	P01
	D	P02	P01
	C	P02	P01
	B	P02	P02
	A	P02	P02

METRAL P/N	ROW	CONTACT CODE MOD. I	
		1	2
70430-X53 SEE NOTE 4 FOR LEAD-FREE CODE	E	P05	P06
	D	P12	P06
	C	P12	P06
	B	P12	P06
	A	P12	P06

METRAL P/N	ROW	CONTACT CODE MOD. I	
		1	2
70430-X57 SEE NOTE 4 FOR LEAD-FREE CODE	E	P016	P01
	D	P016	P01
	C	P016	P01
	B	P016	P01
	A	P016	P01

METRAL P/N	ROW	CONTACT CODE MOD. I	
		1	2
70430-X42 SEE NOTE 4 FOR LEAD-FREE CODE	E	P01	P02
	D	P02	P02
	C	P02	P02
	B	P02	P02
	A	P02	P02

METRAL P/N	ROW	CONTACT CODE MOD. I	
		1	2
70430-X46 SEE NOTE 4 FOR LEAD-FREE CODE	E	P03	P01
	D	P01	P03
	C	P03	P01
	B	P01	P03
	A	P03	P01

METRAL P/N	ROW	CONTACT CODE MOD. I	
		1	2
70430-X50 SEE NOTE 4 FOR LEAD-FREE CODE	E	P02	P02
	D	P02	P02
	C	P01	P02
	B	P01	P02
	A	P01	P02

METRAL P/N	ROW	CONTACT CODE MOD. I	
		1	2
70430-X54 SEE NOTE 4 FOR LEAD-FREE CODE	E	P05	P06
	D	P11	P06
	C	P11	P06
	B	P11	P06
	A	P11	P06

METRAL P/N	ROW	CONTACT CODE MOD. I	
		1	2
70430-X58 SEE NOTE 4 FOR LEAD-FREE CODE	E	P01	P02
	D	P01	P02
	C	P01	P02
	B	P01	P16
	A	P01	P02

METRAL P/N	ROW	CONTACT CODE MOD. I	
		1	2
70430-X43 SEE NOTE 4 FOR LEAD-FREE CODE	E	P04	P05
	D	P05	P05
	C	P05	P05
	B	P05	P05
	A	P05	P05

METRAL P/N	ROW	CONTACT CODE MOD. I	
		1	2
70430-X47 SEE NOTE 4 FOR LEAD-FREE CODE	E	P01	P03
	D	P03	P01
	C	P01	P03
	B	P03	P01
	A	P01	P03

METRAL P/N	ROW	CONTACT CODE MOD. I	
		1	2
70430-X51 SEE NOTE 4 FOR LEAD-FREE CODE	E	P02	P01
	D	P03	P03
	C	-	-
	B	P01	P01
	A	P03	P03

METRAL P/N	ROW	CONTACT CODE MOD. I	
		1	2
70430-X55 SEE NOTE 4 FOR LEAD-FREE CODE	E	P05	P06
	D	P29	P06
	C	P29	P06
	B	P29	P06
	A	P29	P06

METRAL P/N	ROW	CONTACT CODE MOD. I	
		1	2
70430-X59 SEE NOTE 4 FOR LEAD-FREE CODE	E	P17	P17
	D	P17	P17
	C	P17	P17
	B	P17	P01
	A	P17	P01

METRAL P/N	ROW	CONTACT CODE MOD. I	
		1	2
70430-X44 SEE NOTE 4 FOR LEAD-FREE CODE	E	P03	P03
	D	P02	P02
	C	P16	P16
	B	-	-
	A	P03	-

METRAL P/N	ROW	CONTACT CODE MOD. I	
		1	2
70430-X48 SEE NOTE 4 FOR LEAD-FREE CODE	E	P01	P03
	D	P03	P02
	C	P01	P03
	B	P01	P02
	A	P01	P02

METRAL P/N	ROW	CONTACT CODE MOD. I	
		1	2
70430-X52 SEE NOTE 4 FOR LEAD-FREE CODE	E	P11	P06
	D	P11	P06
	C	P11	P06
	B	P11	P06
	A	P11	P06

METRAL P/N	ROW	CONTACT CODE MOD. I	
		1	2
70430-X56 SEE NOTE 4 FOR LEAD-FREE CODE	E	P01	P01
	D	P01	P01
	C	P01	P05
	B	P09	P09
	A	P09	P09

METRAL P/N	ROW	CONTACT CODE MOD. I	
		1	2
70430-X60 SEE NOTE 4 FOR LEAD-FREE CODE	E	P07	P08
	D	P07	P08
	C	P07	P08
	B	P07	P08
	A	P07	P08



Copyright FCI.

spec ref *		dr	Terran Huang	2010/07/08	projection 	mm 	size	A4	scale	1:10	
tolerance std		eng	Terran Huang	2011/10/09			product family	METRAL	rel level	Released	
TOLERANCES UNLESS OTHERWISE SPECIFIED		chr	Tao Huang	2011/10/18				ecn no	ELX-DG-006740-1		
surface $\sqrt{3.2}$	linear	0.X	$\pm 0.3$	FCI	title	METRAL POWER HEADER	dwg no	70430	rev	AW	
		0.XX	$\pm 0.13$								
		0.XXX	$\pm 0.051$								
	angular	0°	$\pm 2°$	www.fci.com	cat. no.	-	Product - Customer Drw		sheet 5 of 6		

A

A

METRAL P/N	ROW	CONTACT CODE MOD. 1	
		1	2
70430-X61 SEE NOTE 4 FOR LEAD-FREE CODE	E	P01	P01
	D	P01	P01
	C	P01	P01
	B	P01	P01
	A	-	-

METRAL P/N	ROW	CONTACT CODE MOD. 1	
		1	2
70430-X65 SEE NOTE 4 FOR LEAD-FREE CODE	E	P02	P01
	D	P02	P02
	C	P02	P02
	B	P02	P02
	A	P02	P02

METRAL P/N	ROW	CONTACT CODE MOD. 1	
		1	2
70430-X62 SEE NOTE 4 FOR LEAD-FREE CODE	E	P01	P01
	D	P01	P01
	C	P01	P03
	B	P01	P01
	A	P01	P01

METRAL P/N	ROW	CONTACT CODE MOD. 1	
		1	2
70430-X66 SEE NOTE 4 FOR LEAD-FREE CODE	E	P03	P01
	D	P03	P01
	C	P03	P03
	B	P03	P03
	A	P03	P03

B

B

METRAL P/N	ROW	CONTACT CODE MOD. 1	
		1	2
70430-X63 SEE NOTE 4 FOR LEAD-FREE CODE	E	P03	P02
	D	P03	P02
	C	P03	P03
	B	P03	P03
	A	P03	P03

METRAL P/N	ROW	CONTACT CODE MOD. 1	
		1	2
70430-X67 SEE NOTE 4 FOR LEAD-FREE CODE	E	P03	P01
	D	P03	P03
	C	P02	P02
	B	P02	P02
	A	P02	P02

C

C

METRAL P/N	ROW	CONTACT CODE MOD. 1	
		1	2
70430-X64 SEE NOTE 4 FOR LEAD-FREE CODE	E	P03	P01
	D	P03	P03
	C	P03	P02
	B	P03	P02
	A	P03	P02

METRAL P/N	ROW	CONTACT CODE MOD. 1	
		1	2
70430-X68 SEE NOTE 4 FOR LEAD-FREE CODE	E	P01	P03
	D	P03	P03
	C	P02	P03
	B	P02	P03
	A	P02	P03



Copyright FCI.

D

D

spec ref	*	dr	Terran Huang	2010/07/08	projection 	mm 	size	A4	scale	1:10
tolerance std	TOLERANCES UNLESS OTHERWISE SPECIFIED	eng	Terran Huang	2011/10/09			ecn no	ELX-DG-006740-1		
		chr	Tao Huang	2011/10/18				rel level	Released	
surface $\sqrt{3.2}$	00inear	appr	Pei-Ming Zheng	2011/10/18	product family		METRAL		rev	
		0.X	±0.3		title	METRAL POWER HEADER		dwg no		70430
		0.XX	±0.13			1 MOD, 5 ROW PRESS-FIT				
0.XXX	±0.051	www.fci.com				cat. no.	-		Product - Customer Drw	
angular	0°	±2°						AW		



Компания «ЭлектроПласт» предлагает заключение долгосрочных отношений при поставках импортных электронных компонентов на взаимовыгодных условиях!

Наши преимущества:

- Оперативные поставки широкого спектра электронных компонентов отечественного и импортного производства напрямую от производителей и с крупнейших мировых складов;
- Поставка более 17-ти миллионов наименований электронных компонентов;
- Поставка сложных, дефицитных, либо снятых с производства позиций;
- Оперативные сроки поставки под заказ (от 5 рабочих дней);
- Экспресс доставка в любую точку России;
- Техническая поддержка проекта, помощь в подборе аналогов, поставка прототипов;
- Система менеджмента качества сертифицирована по Международному стандарту ISO 9001;
- Лицензия ФСБ на осуществление работ с использованием сведений, составляющих государственную тайну;
- Поставка специализированных компонентов (Xilinx, Altera, Analog Devices, Intersil, Interpoint, Microsemi, Aeroflex, Peregrine, Syfer, Eurofarad, Texas Instrument, Miteq, Cobham, E2V, MA-COM, Hittite, Mini-Circuits, General Dynamics и др.);

Помимо этого, одним из направлений компании «ЭлектроПласт» является направление «Источники питания». Мы предлагаем Вам помощь Конструкторского отдела:

- Подбор оптимального решения, техническое обоснование при выборе компонента;
- Подбор аналогов;
- Консультации по применению компонента;
- Поставка образцов и прототипов;
- Техническая поддержка проекта;
- Защита от снятия компонента с производства.



#### Как с нами связаться

**Телефон:** 8 (812) 309 58 32 (многоканальный)

**Факс:** 8 (812) 320-02-42

**Электронная почта:** [org@eplast1.ru](mailto:org@eplast1.ru)

**Адрес:** 198099, г. Санкт-Петербург, ул. Калинина, дом 2, корпус 4, литера А.