

1

2

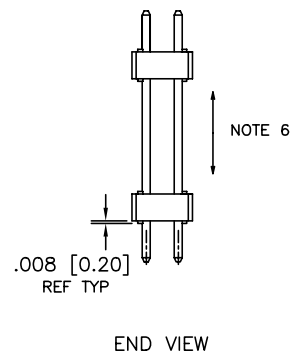
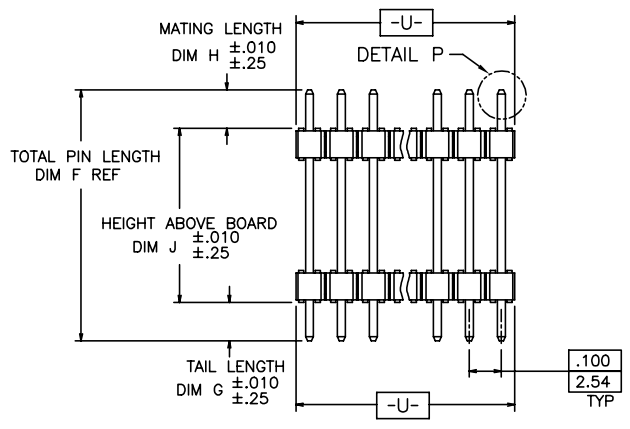
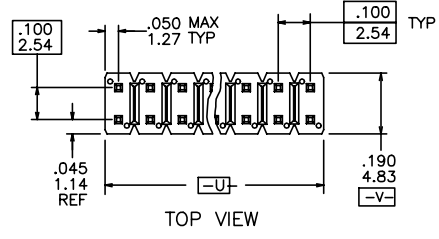
3

4

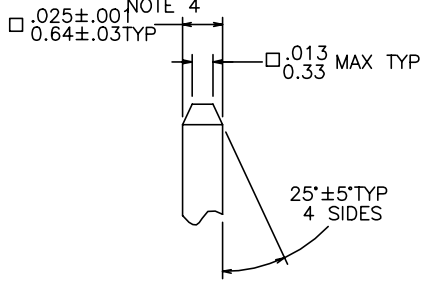
PRODUCT NUMBER

XXXXX-YYYHTLF

- LEAD FREE OPTION
SEE NOTE 1
- TUBE PACKAGING OPTION
SEE NOTE 1
- HIGH TEMPERATURE PLASTIC
SEE NOTE 1
- NO OF POSITIONS
SEE NOTE 1
- PIN PLATING
SEE SHEET 2
- BASE PART NO.



⊕ ∅ .020/.51 (M) U (M) V (S)



Copyright FCI.

www.fciconnect.com		surface 6.4 ISO 1302	tolerance std ISO 406 ISO 1101	projection ISO 1101	INCH/MM
TOLERANCES UNLESS OTHERWISE SPECIFIED		ANGULAR	LINEAR	size A4	Scale 1.000
Dr	T. BREWBAKER	4/10/95	0.X	±0.3	ECN
Eng	T. HANNA	4/10/95	0.XX	±0.15	
Chr	T. HANNA	4/10/95	0.XXX	±0.05	
Appr	T. HANNA	4/10/95	Product family BERGSTIK		Spec ref
rev		ecn no	dr	date	title BERGSTIK® II HDR, D/R .100 R.R. TRACK SELF-RET catalog no CUSTOMER dwg no 86823 sheet 1 of 5
BH	ELX-N-16105	ZK	2013-10-22		
BC	N05-0027	MHT	2/14/05		
BD	M06-0270	AEA	7/17/06		
BE	M06-0346	MHT	9/4/06		
BF	M08-0291	MHT	10/08/08		
BG	N11-0118	J.Z	2011-04-14		Rev. BH

REV F - 2006-04-17

1

2

3

4

PDS: Rev :BH

STATUS:Released

Printed: Oct 29, 2013

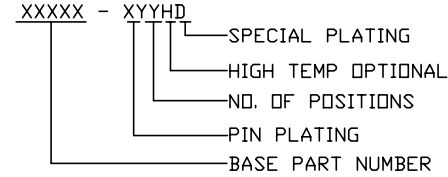
PIN PLATING CODES:

XXXX-1YY	30u"/0.76u MIN (SEE NOTE 16) OVER 50u"/1.27u MIN Ni
XXXX-2YY	15u"/0.38u MIN (SEE NOTE 16) OVER 50u"/1.27u MIN Ni
XXXX-3YY	50u"/1.27u MIN (SEE NOTE 16) OVER 50u"/1.27u MIN Ni
XXXX-4YY	100u"/2.54u MIN Sn OVER 50u"/1.27u MIN Ni (SEE NOTE 17)
XXXX-4YYHLF	
XXXX-5YY	15u"/0.38u MIN (SEE NOTE 16) OVER 50u"/1.27u MIN Ni
XXXX-6YY	30u"/0.76u MIN (SEE NOTE 16) OVER 50u"/1.27u MIN Ni
XXXX-7YY	30u"/0.76u MIN (SEE NOTE 16) OVER 50u"/1.27u MIN Ni
XXXX-8YY	15u"/0.38u MIN (SEE NOTE 16) OVER 50u"/1.27u MIN Ni
XXXX-9YY	15u"/0.38u MIN (SEE NOTE 16) OVER 50u"/1.27u MIN Ni
XXXX-0YY	30u"/0.76u MIN (SEE NOTE 16) OVER 50u"/1.27u MIN Ni

NOTES

- ① PART NUMBER OPTIONS:
PIN PLATING CODES (SEE ABOVE)
HIGH TEMP. MATERIAL:
FOR HIGH-TEMPERATURE APPLICATIONS, SPECIFY AN "H" AT THE END OF THE PART NUMBER.
NUMBER OF POSITIONS :
ANY NUMBER OF POSITIONS FROM 4 (2X2) THRU 72 (2X36).
PACKAGING :
NO INDICATOR IS STANDARD PACKAGING IN POLY BAGS.
PACKAGED IN POLYBAGS.
EIGHT DIGIT PART NUMBERS FOLLOWED BY A "T" ARE PACKAGED IN TUBES. SEE SPECIFIC PART NUMBERS FOR AVAILABILITY.
LEAD FREE :
ADD LF SUFFIX AT THE END OF PART NUMBER FOR LEAD FREE OPTION, NOT AVAILABLE FOR -5YY,-5YYH, -6YY & -6YYH
- ② BODY MATERIAL :
BERGSTIK: MANUFACTURER'S OPTION OF NYLON OR PCT, GLASS FIBER REINFORCED, FLAME RETARDENT PER UL-94V-0.
COLOR : BLACK OR
MINERAL FILLED LCP, FLAME RETARDENT PER UL-94V-0.
COLOR : BLACK
PART NUMBERS WITH "H" SUFFIX WILL WITHSTAND EXPOSURE TO 260° C PEAK TEMPERATURE FOR 20 SECONDS IN WAVE SOLDER, INFRA-RED OR VAPOR PHASE SOLDER PROCESS.
PART NUMBERS WITHOUT "H" SUFFIX WILL WITHSTAND EXPOSURE TO 260° C PEAK TEMPERATURE FOR WAVE SOLDER PROCESS.
- ③ PIN MATERIAL : PHOS-BRONZE.
- ④ MEASURED WITH PART IN RESTRAINED CONDITION.
5. TWO SIDES OF PIN TIPS NOT PLATED. TYPICAL BOTH ENDS.
- ⑥ 2LBS/0.9KG MIN PIN RETENTION IN EITHER DIRECTION.
- ⑦ ALL PARTS ±.010/±.25 TOL. ON DIM J EXCEPT P/N 87826 WHICH ±.005/.13 APPLIES.
- ⑧ RETENTION FEATURES ARE LOCATED AT ENDS OF PARTS AND IN APPROXIMATE CENTER OF PART ON "G" TAIL ONLY.

9. "D" SUFFIX INDICATES TIN/LEAD DIPPED PLATING OVER STANDARD PLATING ON "G" TAIL SIDE ONLY.



- SOLDER COATING SHOULD BE TIN-LEAD IN ACCORDANCE WITH MIL-P-81728. COATING SHOULD BE SMOOTH, FINE GRAINED, AND CONTINUOUS, AND FREE OF BLISTERS, PITS, NODULES OR EXCESSIVE BUILDUP, FLUX RESIDUES OR OTHER STAINS, MECHANICAL DAMAGE, UNCOATED OR DEWETTED AREAS (WITH THE EXCEPTION OF TWO TRIMMED SIDES OF PIN TIP) RESIDUAL SALTS, OR OTHER DEFECTS.
- COATING SHOULD COVER ALL OF DIMENSION "G" AT A MIN., BUT SHOULD NOT EXTEND ABOVE THE PLASTIC HOUSING.
- COATING SHOULD PASS SOLDERABILITY PER BUS-19-002 WITH PRETREATMENT.
- THERE SHOULD BE NO SIGNS OF HEAT DEFORMATION OF THE PLASTIC. PIN TO HOUSING RETENTION SHOULD BE .5 LBS. MIN.

- ⑩ RETENTION FEATURES ARE LOCATED AT POSITIONS 2, 18 AND 35 ON "G" TAIL ONLY.
- ⑪ AVAILABLE IN 72 (2x36) PINS ONLY.
- ⑫ RETENTION FEATURES ARE LOCATED ON "G" TAIL AT ENDS OF PART ONLY.
- ⑬ SECTION R-R DIMENSIONS APPLY TO SPECIFIED ENDS OF RETENTION PIN POSITIONS ONLY. SEE PRODUCT PART NUMBER FOR SINGLE OR DUAL SIDE RETENTION. LOCATED AT MANUFACTURES OPTION.
- 14. 5LB/2.3KG MAX INSERTION FORCE AND .25LB/.1KG MIN RETENTION FORCE PER RETENTIVE PIN USING .062/1.57 THICK CIRCUIT BOARDS AND RECOMMENDED HOLE PATTERN.
- ⑮ THESE PRODUCTS MEETS EUROPEAN UNION DIRECTIVES AND OTHER COUNTRY REGULATION AS DESCRIBED IN GS-22-008.
- ⑯ PLATING OPTIONS:
PERFORMANCE PLATING WILL BE EITHER GOLD OR GXT ON POST OR TAIL, OPTIONALLY (78~295u"/2~7.5u) TIN ON TAIL.
- ⑰ "THIS PRODUCT HAS 100% TIN PLATING IN THE INTERFACE AND HAS NOT BEEN TESTED FOR WHISKER GROWTH IN ALL INTERCONNECT ENVIRONMENTS."



Copyright FCI.

www.fciconnect.com			surface ISO 1302 ✓	tolerance std ISO 406 ISO 1101	projection	INCH/MM	
			TOLERANCES UNLESS OTHERWISE SPECIFIED				
Dr	T. BREWBAKER	4/10/95	ANGULAR	LINEAR	0.X	±0.3	size A4
Eng	T. HANNA	4/10/95			0.XX	±0.15	
Chr	T. HANNA	4/10/95	0°	±2°	0.XXX	±0.05	ECN
Appr	T. HANNA	4/10/95	Product family BERGSTIK		Spec ref		
			title BERGSTIK® II HDR. D/R .100 RR TRACK SELF-RET		dwg no 86823		Rev. BH
			catalog no		CUSTOMER		sheet 2 of 5

1

2

3

4

A

B

C

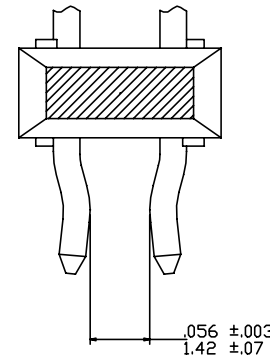
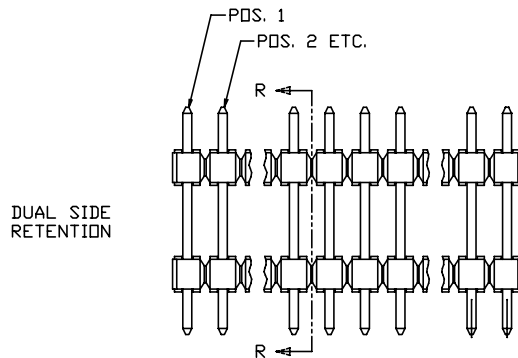
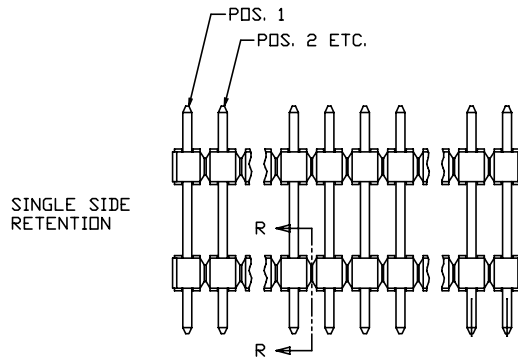
D

A

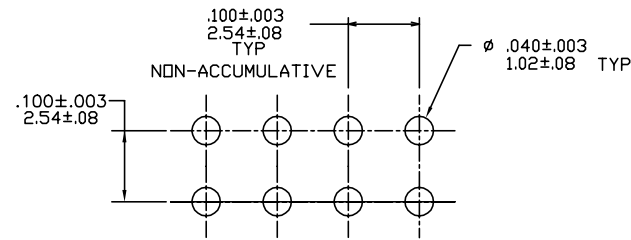
B

C

D



SECTION R-R
NOTE 13



RECOMMENDED HOLE PATTERN



Copyright FCI.

REV F - 2006-04-17

www.fciconnect.com			surface ISO 1302 ✓	tolerance std ISO 406 ISO 1101	projection A4	INCH/MM	
			TOLERANCES UNLESS OTHERWISE SPECIFIED		←→		
Dr	T. BREWBAKER	4/10/95	ANGULAR	LINEAR	0.X	±.03	
Eng	T. HANNA	4/10/95		0.XX	±.015	size A4	Scale 1.000
Chr	T. HANNA	4/10/95	0°	±2°	0.XXX	±.005	ECN
Appr	T. HANNA	4/10/95	Product family		BERGSTIK	Spec ref	
FCI			title		BERGSTIK® II HDR. D/R		
			catalog no		.100 RR TRACK SELF-RET		
			dwg no		86823		
			CUSTOMER		sheet 3 of 5		
			Rev.		BH		

1

2

3

4

PDS: Rev :BH

STATUS:Released

Printed: Oct 29, 2013

PRODUCT NUMBER	TOT. PIN LGTH.		TAIL LENGTH		MATING LENGTH		HEIGHT ABOVE BOARD		RETENTION	SIZES	PACKAGING	NOTES	LF OPTION
	DIM F	DIM F	DIM G	DIM G	DIM H	DIM H	DIM J	DIM J					
	ENGLISH	METRIC	ENGLISH	METRIC	ENGLISH	METRIC	ENGLISH	METRIC					
60022-XYH	1.178	29.92	0.120	3.05	0.290	7.37	0.768	19.51	NOTE 8	NOTE 1	POLY BAGS	-	NOTE 1,15
71259-XYH	0.740	18.80	0.120	3.05	0.230	5.84	0.390	9.91	NOTE 8	NOTE 1	POLY BAGS	-	OB
71260-XYH	0.965	24.51	0.120	3.05	0.395	10.03	0.450	11.43	NOTE 8	NOTE 1	POLY BAGS	-	OB
71278-XYH	0.574	14.58	0.120	3.05	0.230	5.84	0.224	5.69	NOTE 8	NOTE 1	POLY BAGS	-	OB
71733-XYH	0.920	23.37	0.120	3.05	0.200	5.08	0.600	15.24	NOTE 8	NOTE 1	POLY BAGS	-	OB
71794-XYH	0.780	19.81	0.100	2.54	0.230	5.84	0.450	11.43	NOTE 8	NOTE 1	POLY BAGS/TUBES	-	OB
72249-XYH	1.120	28.45	0.120	3.05	0.500	12.70	0.500	12.70	NOTE 8	NOTE 1	POLY BAGS	-	OB
72371-XYH	1.262	32.05	0.120	3.05	0.315	8.00	0.827	21.01	NOTE 8	NOTE 1	POLY BAGS	-	OB
72520-XYH	1.000	25.40	0.120	3.05	0.400	10.16	0.480	12.19	NOTE 8	NOTE 1	POLY BAGS	-	OB
74373-XYH	0.740	18.80	0.120	3.05	0.180	4.57	0.440	11.18	NOTE 8	NOTE 1	POLY BAGS	-	OB
74808-XYH	0.630	16.00	0.120	3.05	0.225	5.72	0.285	7.24	NOTE 8	NOTE 1	POLY BAGS	-	OB
84736-XYH	1.030	26.16	0.110	2.79	0.120	3.05	0.800	20.32	NOTE 8	NOTE 1	POLY BAGS	-	OB
86823-XYH	0.760	19.30	0.120	3.05	0.250	6.35	0.390	9.91	NOTE 8	NOTE 1	POLY BAGS	-	OB
87048-XYH	1.340	34.04	0.120	3.05	0.295	7.49	0.925	23.50	NOTE 8	NOTE 1	POLY BAGS	-	OB
87432-XYH	U N A V A I L A B L E												
87450-XYH	0.840	21.34	0.120	3.05	0.120	3.05	0.600	15.24	NOTE 8	NOTE 1	POLY BAGS	-	OB
87451-XYH	0.990	25.15	0.120	3.05	0.120	3.05	0.750	19.05	NOTE 8	NOTE 1	POLY BAGS	-	OB
87592-XYH	0.595	15.11	0.120	3.05	0.255	6.48	0.220	5.59	NOTE 8	NOTE 1	POLY BAGS	-	OB
87826-XYH	0.585	14.86	0.120	3.05	0.230	5.84	0.235	5.97	NOTE 8	NOTE 1	POLY BAGS	NOTE 7	OB
87919-XYH	0.830	21.08	0.120	3.05	0.290	7.37	0.420	10.67	NOTE 8	NOTE 1	POLY BAGS	-	OB
88715-XYH	0.640	16.26	0.120	3.05	0.210	5.33	0.310	7.87	NOTE 8	NOTE 1	POLY BAGS	-	OB
88808-XYH	0.550	13.97	0.120	3.05	0.230	5.84	0.200	5.08	NOTE 8	NOTE 1	POLY BAGS	-	OB
89543-XYH	1.060	26.92	0.120	3.05	0.365	9.27	0.575	14.61	NOTE 8	NOTE 1	POLY BAGS	-	OB
89579-XYH	0.930	23.62	0.120	3.05	0.310	7.87	0.500	12.70	NOTE 8	NOTE 1	POLY BAGS	-	OB
89696-XYH	0.940	23.88	0.120	3.05	0.280	7.11	0.540	13.72	NOTE 8	NOTE 1	POLY BAGS	-	OB
91886-X72	0.829	21.06	0.120	3.05	0.197	5.00	0.512	13.00	NOTE 10	NOTE 11	POLY BAGS	-	OB
92028-XYH	1.183	30.05	0.120	3.05	0.373	9.47	0.690	17.53	NOTE 8	NOTE 1	POLY BAGS	-	OB
92663-XYH	0.800	20.32	0.120	3.05	0.230	5.84	0.450	11.43	NOTE 8	NOTE 1	POLY BAGS	-	NOTE 1,15



Copyright FCI.

www.fciconnect.com			surface ISO 1302 <input checked="" type="checkbox"/>	tolerance std ISO 406 ISO 1101	projection 	INCH/MM	
TOLERANCES UNLESS OTHERWISE SPECIFIED			ANGULAR	LINEAR	size A4	Scale 1.000	
Dr	T. BREWBAKER	4/10/95	0°	±2°	0.X	±0.3	ECN
Eng	T. HANNA	4/10/95	0.XX	±0.15	0.XXX	±0.05	Spec ref
Chr	T. HANNA	4/10/95	Product family		BERGSTIK		
Appr	T. HANNA	4/10/95	title		BERGSTIK® II HDR. D/R .100 RR TRACK SELF-RET		Rev. BH
catalog no			dwg no		86823		CUSTOMER
							sheet 4 of 5

1

2

3

4

PRODUCT NUMBER	TOT. PIN LGTH.		TAIL LENGTH		MATING LENGTH		HEIGHT ABOVE BOARD		RETENTION	SIZES	PACKAGING	NOTES	LF OPTION
	DIM F	DIM F	DIM G	DIM G	DIM H	DIM H	DIM J	DIM J					
	ENGLISH	METRIC	ENGLISH	METRIC	ENGLISH	METRIC	ENGLISH	METRIC					
93968-XYH	0.813	20.65	0.120	3.05	0.318	8.08	0.375	9.53	NOTE 8	NOTE 1	POLY BAGS		NOTE 1,15
93975-XYH	1.365	34.67	0.120	3.05	0.330	8.38	0.915	23.24	NOTE 12	NOTE 1	POLY BAGS		OB
93978-XYH	1.015	25.78	0.085	2.16	0.230	5.84	0.700	17.78	NOTE 8	NOTE 1	POLY BAGS		OB
94536-XYH	1.290	32.77	0.120	3.05	0.255	6.48	0.915	23.24	NOTE 12	NOTE 1	POLY BAGS		OB
94618-XYH	0.820	20.83	0.120	3.05	0.400	10.16	0.300	7.62	NOTE 8	NOTE 1	POLY BAGS		OB
94622-XYH	0.700	17.78	0.120	3.05	0.330	8.38	0.250	6.35	NOTE 8	NOTE 1	POLY BAGS		OB
95034-XYH	1.265	32.13	0.120	3.05	0.395	10.03	0.750	19.05	NOTE 8	NOTE 1	POLY BAGS		OB
95090-XYH	1.040	26.42	0.120	3.05	0.255	6.48	0.665	16.89	NOTE 8	NOTE 1	POLY BAGS		OB
95606-XYH	1.115	28.32	0.120	3.05	0.395	10.03	0.600	15.24	NOTE 8	NOTE 1	POLY BAGS		OB
95639-XYH	0.950	24.13	0.120	3.05	0.230	5.84	0.600	15.24	NOTE 12	NOTE 1	POLY BAGS		OB
95708-XYH	0.715	18.16	0.120	3.05	0.395	10.03	0.200	5.08	NOTE 8	NOTE 1	POLY BAGS		OB
95778-XYH	1.410	35.81	0.120	3.05	0.230	5.84	1.060	26.92	NOTE 8	NOTE 1	POLY BAGS		OB
95779-XYH	0.660	16.76	0.120	3.05	0.230	5.84	0.310	7.87	NOTE 8	NOTE 1	POLY BAGS		OB
98038-XYH	1.430	36.32	0.100	2.54	0.330	8.38	1.000	25.40	NOTE 8	NOTE 1	POLY BAGS		OB
10004337-XYH	1.000	25.4	0.120	3.05	0.289	7.34	0.591	15.01	NOTE 8	NOTE 1	POLY BAGS	-	NOTE 1,15

A

A

B

B



C

C

Copyright FCI.

D

D

www.fciconnect.com			surface ISO 1302	<input checked="" type="checkbox"/>	tolerance std ISO 406 ISO 1101	projection 	INCH/MM
			TOLERANCES UNLESS OTHERWISE SPECIFIED				
Dr	T. BREWBAKER	4/10/95	ANGULAR	LINEAR	0.X	±0.3	size A4
Eng	T. HANNA	4/10/95			0.XX	±0.15	
Chr	T. HANNA	4/10/95	0°	±2°	0.XXX	±0.05	ECN
Appr	T. HANNA	4/10/95	Product family			BERGSTIK	Spec ref
		title	BERGSTIK® II HDR. D/R .100 RR TRACK SELF-RET			dwg no	86823
		catalog no	CUSTOMER			Rev.	BH
						sheet 5 of 5	

1

2

3

4



Компания «ЭлектроПласт» предлагает заключение долгосрочных отношений при поставках импортных электронных компонентов на взаимовыгодных условиях!

Наши преимущества:

- Оперативные поставки широкого спектра электронных компонентов отечественного и импортного производства напрямую от производителей и с крупнейших мировых складов;
- Поставка более 17-ти миллионов наименований электронных компонентов;
- Поставка сложных, дефицитных, либо снятых с производства позиций;
- Оперативные сроки поставки под заказ (от 5 рабочих дней);
- Экспресс доставка в любую точку России;
- Техническая поддержка проекта, помощь в подборе аналогов, поставка прототипов;
- Система менеджмента качества сертифицирована по Международному стандарту ISO 9001;
- Лицензия ФСБ на осуществление работ с использованием сведений, составляющих государственную тайну;
- Поставка специализированных компонентов (Xilinx, Altera, Analog Devices, Intersil, Interpoint, Microsemi, Aeroflex, Peregrine, Syfer, Eurofarad, Texas Instrument, Miteq, Cobham, E2V, MA-COM, Hittite, Mini-Circuits, General Dynamics и др.);

Помимо этого, одним из направлений компании «ЭлектроПласт» является направление «Источники питания». Мы предлагаем Вам помощь Конструкторского отдела:

- Подбор оптимального решения, техническое обоснование при выборе компонента;
- Подбор аналогов;
- Консультации по применению компонента;
- Поставка образцов и прототипов;
- Техническая поддержка проекта;
- Защита от снятия компонента с производства.



Как с нами связаться

Телефон: 8 (812) 309 58 32 (многоканальный)

Факс: 8 (812) 320-02-42

Электронная почта: org@eplast1.ru

Адрес: 198099, г. Санкт-Петербург, ул. Калинина, дом 2, корпус 4, литера А.