


# SPT 2,5/12-V-5,0 MIX GY/GN - 1706584

Please be informed that the data shown in this PDF Document is generated from our Online Catalog. Please find the complete data in the user's documentation. Our General Terms of Use for Downloads are valid (<http://phoenixcontact.com/download>)

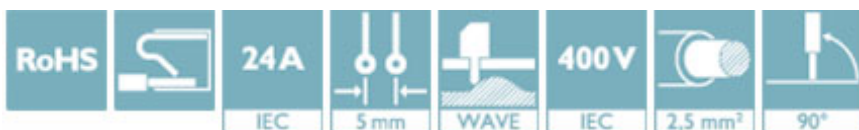
PCB terminal block, nominal current: 24 A, nom. voltage: 400 V, pitch: 5 mm, number of positions: 12, connection method: Push-in spring connection, mounting: Wave soldering, conductor/PCB connection direction: 90 °, color: multi-color



The figure shows a 10-position version of the product

## Your advantages

- Time saving push-in connection, tools not required
- Defined contact force ensures that contact remains stable over the long term
- Clamping space opened by means of fixed screwdriver enables convenient conductor connection
- Operation and conductor connection from one direction enable integration into front of device
- Two solder pins reduce the mechanical strain on the soldering spots



## Key Commercial Data

Packing unit	50 pc
GTIN	
GTIN	4046356867696

## Technical data

### Item properties

Brief article description	PCB terminal block
Range of articles	SPT 2,5/..-V
Pitch	5 mm
Number of positions	12
Connection method	Push-in spring connection
Mounting type	Wave soldering
Pin layout	Linear double pinning
Number of levels	1

### Electrical parameters

Rated current	24 A
---------------	------

# SPT 2,5/12-V-5,0 MIX GY/GN - 1706584

## Technical data

### Electrical parameters

Rated insulation voltage (III/2)	400 V
Rated surge voltage (III/2)	4 kV

### Connection capacity

Conductor cross section solid	0.2 mm <sup>2</sup> ... 4 mm <sup>2</sup>
Conductor cross section flexible	0.2 mm <sup>2</sup> ... 2.5 mm <sup>2</sup>
Conductor cross section AWG / kcmil	24 ... 12
Conductor cross section flexible, with ferrule without plastic sleeve	0.25 mm <sup>2</sup> ... 2.5 mm <sup>2</sup> (Stripping length 8 mm)
Conductor cross section, flexible, with ferrule, with plastic sleeve	0.25 mm <sup>2</sup> ... 1.5 mm <sup>2</sup> (Stripping length 8 mm)
Stripping length	10 mm

### Material data - contact

Note	WEEE/RoHS-compliant, free of whiskers according to IEC 60068-2-82/ JEDEC JESD 201
Contact material	Cu alloy
Surface characteristics	hot-dip tin-plated
Metal surface terminal point (top layer)	Tin (4 - 8 µm Sn)
Metal surface soldering area (top layer)	Tin (4 - 8 µm Sn)

### Material data - housing

Insulating material	PA
Insulating material group	I
CTI according to IEC 60112	600
Flammability rating according to UL 94	V0
Glow wire flammability index GWFI according to EN 60695-2-12	850
Glow wire ignition temperature GWIT according to EN 60695-2-13	775
Temperature for the ball pressure test according to EN 60695-10-2	125 °C

### Dimensions for the product

Length [ l ]	13.5 mm
Width [ w ]	61.4 mm
Height [ h ]	16.9 mm
Pitch	5 mm
Height (without solder pin)	14.4 mm
Solder pin [P]	2.5 mm
Pin spacing	8.2 mm
Pin dimensions	0.8 x 0.8 mm
Dimension a	55 mm

### Dimensions for PCB design

Hole diameter	1.1 mm
Pin spacing	8.2 mm

### Packaging information

# SPT 2,5/12-V-5,0 MIX GY/GN - 1706584

## Technical data

### Packaging information

Type of packaging	packed in cardboard
Pieces per package	50
Denomination packing units	Pcs.

### Ambient conditions

Ambient temperature (storage/transport)	-40 °C ... 70 °C
Ambient temperature (assembly)	-5 °C ... 100 °C
Ambient temperature (operation)	-40 °C

### Termination and connection method

Connection test	IEC 60998-2-2:2002-12
Test result	Test passed

### Pull-out test

Pull-out test	IEC 60998-2-2:2002-12
	Test passed
Conductor cross section / conductor type / tensile force	0.2 mm <sup>2</sup> / solid / > 10 N
	0.2 mm <sup>2</sup> / flexible / > 10 N
	4 mm <sup>2</sup> / solid / > 60 N
	2.5 mm <sup>2</sup> / flexible / > 50 N

### Mechanical tests according to standard

Test specification	IEC 60998-2-2 (in parts)
--------------------	--------------------------

### Electrical tests

Rated current	24 A
Rated insulation voltage (III/2)	400 V
Rated surge voltage (III/2)	4 kV

### Air clearances and creepage distances

Insulating material group	I
Voltage	250 V
Rated insulation voltage (III/3)	250 V
Rated insulation voltage (III/2)	400 V
Rated insulation voltage (II/2)	630 V
Rated surge voltage (III/3)	4 kV
Rated surge voltage (III/2)	4 kV
Rated surge voltage (II/2)	4 kV

### Current carrying capacity / derating curves

Specification	IEC 60998-2-2 (in parts)
---------------	--------------------------

### Vibration test

Resistance to ageing, to humidity conditions, to ingress of solid objects and to harmful ingress of water	Test passed IEC 60998-1:2002-12 168 h/100°C 48 h/30 °C/92 %
Test result	Test passed

# SPT 2,5/12-V-5,0 MIX GY/GN - 1706584

## Technical data

### Vibration test

Test specification	IEC 60998-1:2002-12
Dry heat	168 h/100°C
Humid heat	48 h/30 °C/92 %

### Resistance to ageing, humidity and penetration of solids

Test result	Test passed
Test specification	IEC 60998-1:2002-12
Dry heat	168 h/100°C
Humid heat	48 h/30 °C/92 %

### Standards and Regulations

Connection in acc. with standard	EN-VDE
----------------------------------	--------

### Environmental Product Compliance

China RoHS	Environmentally friendly use period: unlimited = EFUP-e
	No hazardous substances above threshold values

## Approvals

### Approvals


#### Approvals

CCA / IECCE CB Scheme / SEV / EAC / cULus Recognized

#### Ex Approvals


### Approval details


CCA	IK-2956
Nominal voltage UN	250 V
Nominal current IN	24 A
mm <sup>2</sup> /AWG/kcmil	2.5


IECEE CB Scheme		<a href="http://www.iecee.org/">http://www.iecee.org/</a>	CH-7429
Nominal voltage UN	250 V		
Nominal current IN	24 A		
mm <sup>2</sup> /AWG/kcmil	2.5		

## SPT 2,5/12-V-5,0 MIX GY/GN - 1706584

### Approvals

SEV		<a href="https://www.electrosuisse.ch/de/meta/shop/produktezertifikate.html">https://www.electrosuisse.ch/de/meta/shop/produktezertifikate.html</a>	IK-3150
Nominal voltage UN		250 V	
Nominal current IN		24 A	
mm <sup>2</sup> /AWG/kcmil		2.5	

EAC		B.01742
-----	---	---------

cULus Recognized		<a href="http://database.ul.com/cgi-bin/XYV/template/LISEXT/1FRAME/index.htm">http://database.ul.com/cgi-bin/XYV/template/LISEXT/1FRAME/index.htm</a>	E60425-20061129
	D	B	
Nominal voltage UN	300 V	300 V	
Nominal current IN	10 A	20 A	
mm <sup>2</sup> /AWG/kcmil	24-12	24-12	

Phoenix Contact 2018 © - all rights reserved  
<http://www.phoenixcontact.com>

PHOENIX CONTACT GmbH & Co. KG  
Flachsmarktstr. 8  
32825 Blomberg  
Germany  
Tel. +49 5235 300  
Fax +49 5235 3 41200  
<http://www.phoenixcontact.com>



Компания «ЭлектроПласт» предлагает заключение долгосрочных отношений при поставках импортных электронных компонентов на взаимовыгодных условиях!

Наши преимущества:

- Оперативные поставки широкого спектра электронных компонентов отечественного и импортного производства напрямую от производителей и с крупнейших мировых складов;
- Поставка более 17-ти миллионов наименований электронных компонентов;
- Поставка сложных, дефицитных, либо снятых с производства позиций;
- Оперативные сроки поставки под заказ (от 5 рабочих дней);
- Экспресс доставка в любую точку России;
- Техническая поддержка проекта, помощь в подборе аналогов, поставка прототипов;
- Система менеджмента качества сертифицирована по Международному стандарту ISO 9001;
- Лицензия ФСБ на осуществление работ с использованием сведений, составляющих государственную тайну;
- Поставка специализированных компонентов (Xilinx, Altera, Analog Devices, Intersil, Interpoint, Microsemi, Aeroflex, Peregrine, Syfer, Eurofarad, Texas Instrument, Miteq, Cobham, E2V, MA-COM, Hittite, Mini-Circuits, General Dynamics и др.);

Помимо этого, одним из направлений компании «ЭлектроПласт» является направление «Источники питания». Мы предлагаем Вам помощь Конструкторского отдела:

- Подбор оптимального решения, техническое обоснование при выборе компонента;
- Подбор аналогов;
- Консультации по применению компонента;
- Поставка образцов и прототипов;
- Техническая поддержка проекта;
- Защита от снятия компонента с производства.



#### Как с нами связаться

**Телефон:** 8 (812) 309 58 32 (многоканальный)

**Факс:** 8 (812) 320-02-42

**Электронная почта:** [org@eplast1.ru](mailto:org@eplast1.ru)

**Адрес:** 198099, г. Санкт-Петербург, ул. Калинина, дом 2, корпус 4, литера А.