



FEATURES

- 0.156" (3.96mm) Contact Spacing by 0.200" (5.08mm) Row Spacing
- Accepts .062" (1.57mm) Nominal Thickness P.C. Board
- High Profile Insulator Body, .600" (15.24mm)
- Card Slot Depth of .330" (8.38mm)
- Contact Termination Options include P.C. Tail, Wire Hole, Wire Wrap, 90° and Extender Board Bends
- Single or Dual Row Configurations
- Large Variety of Mounting Options, Flush or Offset Lugs
- Accepts between Contact and In-Contact Polarizing Keys
- Pre-assembled Card Guides are available
- RoHS Compliant, UL Recognized

Specifications:

| | |
|------------------------------|--|
| Insulator Material | UL 94V-0 Thermoplastic Polyester |
| Contact Material | Copper Alloy |
| Contact Plating | Gold Plating on mating area and Tin Plating on tails with Nickel underplating all over |
| Current Rating | 3 Ampere |
| Contact Resistance | 10milliohms maximum |
| Dielectric Withstand Voltage | 1800 VAC rms at sea level between adjacent contacts |
| Insulation Resistance | 5000 Megohms minimum |
| Operating Temperature | Operating Temperature: -40°C to +105°C |
| Insertion Force | 16oz (4.45N) maximum per contact pair when tested with .070" (1.78mm) thick gauge |
| Withdrawal Force | 1oz (0.28N) minimum per contact pair when tested with .054" (1.37mm) thick gauge |

Example Part Number **337-086-524-204**

Series _____

Total Number of Contacts _____

Contact Code _____

Contact Rows and Insulator Style _____

Mounting Options _____

| Series | Insulator Color |
|--------|-----------------|
| 337 | Green |
| 387 | Black |

Contact Rows and Insulator Style

| | |
|---|-------------------------------------|
| 1 | Single Row, Flush Mounting Lugs |
| 2 | Dual Row, Flush Mounting Lugs |
| 6 | Single Row, .170 (4.32) Offset Lugs |
| 8 | Dual Row, .170 (4.32) Offset Lugs |

Total Number of Contacts:

006, 007, 043
012, 014, 086

Contact Rows

Single Row
Dual Row

Mounting Options

| | |
|----|--|
| 01 | No Mounting Lug |
| 02 | Ø.128" (Ø3.25mm) Mounting Holes |
| 03 | Ø.116" (Ø2.95mm) I.D. Floating Eyelets |
| 04 | Ø.156" (Ø3.96mm) Mounting Holes |
| 07 | M3-0.5 Metric Threaded Inserts |
| 08 | #4-40 Unified Threaded Inserts |
| 12 | Ø.128" (Ø3.25mm) Side Mounting Holes |
| 58 | .468" (11.89mm) Offset Card Guides |
| 68 | .344" (8.74mm) Offset Card Guides |
| 78 | In-Line Card Guides |

| Contact Code | Description & Tail Size | Tail Length "G" |
|--------------|---|-----------------|
| 500 | Wire Hole .050 x .025 (1.27 x 0.64) | .260 (6.60) |
| 520 | P.C. Tail .030 x .018 (0.76 x 0.46) | .175 (4.45) |
| 521 | P.C. Tail .025 Square (0.64 Square) | .150 (3.81) |
| 523 | P.C. Tail .025 Square (0.64 Square) | .390 (9.91) |
| 524 | P.C. Tail .018 Square (0.46 Square) | .175 (4.45) |
| 540 | Wire Wrap .025 Square (0.64 Square) | .560 (14.22) |
| 541 | Wire Wrap .025 Square (0.64 Square) | .750 (19.05) |
| 542 | Wire Wrap .025 Square (0.64 Square) | .645 (16.38) |
| 544 | Wire Wrap .050 x .025 (1.27 x 0.64) | .750 (19.05) |
| 555 | EXTENDER BOARD BEND (Code 500 Contacts) | |
| 556 | EXTENDER BOARD BEND (Code 520 Contacts) | |
| 558 | 90 DEGREE BEND (Code 541 Contacts) | |
| 559 | 90 DEGREE BEND (Code 541 Contacts) | |
| 560 | EXTENDER BOARD BEND (Code 523 Contacts) | |

Ordering Code Notes:

- 1) All connector sizes up to 43 contacts single row / 086 contacts dual row are available upon request.
- 2) The 500 contact code is only available in the 337 series. Green polyphenylene sulphide insulator material will be supplied.
- 3) For details of the extender board and 90 degree bends refer to our website.
- 4) For lugless connectors, code 01 mounting, specify contact row code 1 or 2.
- 5) In-line card guides are only with offset mounting lugs.
- 6) For details of the mounting options refer to next pages.



SECTIONS THROUGH CONTACT POSITION



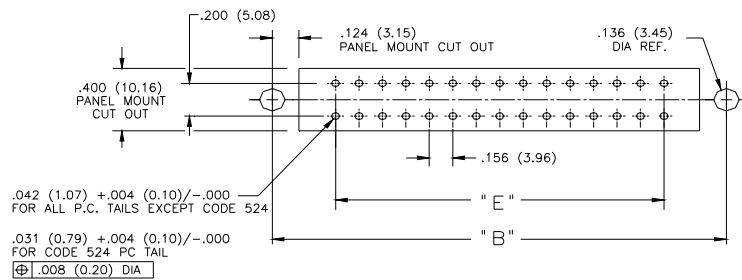
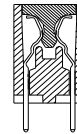
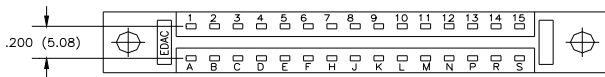
SINGLE ROW



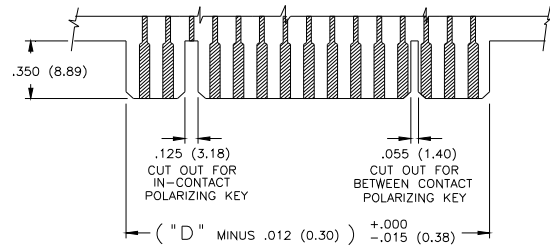
IN-CONTACT POLARIZING KEY
P/N 345-240-328



DUAL ROW
BETWEEN CONTACT POLARIZING KEY
P/N 306-240-318



CONNECTOR MOUNTING PATTERN



RECOMMENDED DAUGHTER BOARD

| NUMBER OF CONTACTS | | "A" | | "B" | | "C" | | "D" | | "E" | |
|--------------------|--------|-------|--------|-------|--------|-------|--------|-------|--------|-------|--------|
| Single | Double | Inch | mm | Inch | mm | Inch | mm | Inch | mm | Inch | mm |
| 6 | 12 | 1.842 | 46.79 | 1.532 | 38.91 | 1.246 | 31.65 | 1.100 | 27.94 | 0.780 | 19.81 |
| 10 | 20 | 2.466 | 62.64 | 2.156 | 54.76 | 1.870 | 47.50 | 1.724 | 43.79 | 1.404 | 35.66 |
| 12 | 24 | 2.778 | 70.56 | 2.468 | 62.69 | 2.182 | 55.42 | 2.036 | 51.71 | 1.716 | 43.59 |
| 15 | 30 | 3.246 | 82.45 | 2.936 | 74.57 | 2.650 | 67.31 | 2.504 | 63.60 | 2.184 | 55.47 |
| 18 | 36 | 3.714 | 94.34 | 3.404 | 86.46 | 3.118 | 79.20 | 2.972 | 75.49 | 2.652 | 67.36 |
| 22 | 44 | 4.338 | 110.19 | 4.028 | 102.31 | 3.742 | 95.05 | 3.596 | 91.34 | 3.276 | 83.21 |
| 25 | 50 | 4.806 | 122.07 | 4.496 | 114.20 | 4.210 | 106.93 | 4.064 | 103.23 | 3.744 | 95.10 |
| 26 | 52 | 4.962 | 126.03 | 4.652 | 118.16 | 4.366 | 110.90 | 4.220 | 107.19 | 3.900 | 99.06 |
| 28 | 56 | 5.278 | 134.06 | 4.964 | 126.09 | 4.678 | 118.82 | 4.532 | 115.11 | 4.212 | 106.98 |
| 31 | 62 | 5.742 | 145.85 | 5.432 | 137.97 | 5.146 | 130.71 | 5.000 | 127.00 | 4.680 | 118.87 |
| 33 | 66 | 6.054 | 153.77 | 5.744 | 145.90 | 5.458 | 138.63 | 5.312 | 134.92 | 4.992 | 126.80 |
| 36 | 72 | 6.522 | 165.66 | 6.212 | 157.78 | 5.926 | 150.52 | 5.780 | 146.81 | 5.460 | 138.68 |
| 43 | 86 | 7.614 | 193.40 | 7.304 | 185.52 | 7.018 | 178.26 | 6.872 | 174.55 | 6.552 | 166.42 |



| CODE X02 AND X04- THROUGH MTG. HOLES | | |
|--------------------------------------|----------------|-------------|
| | CODE X02 | CODE X04 |
| "A" DIA. | 0.128(3.25) | 0.156(3.96) |
| CODE X07 AND X08- THREADED INSERTS | | |
| | CODE X07 | CODE X08 |
| INSERT | M3-0.5(METRIC) | #4-40 UNC |





CONTACT CODE 558



CONTACT CODE 559



CONTACT CODE 555 BEND USES WIRE HOLE CONTACTS



CONTACT CODE 556



CONTACT CODE 560

| MTG. OPTION | A | B |
|-------------|-------------|--------------|
| 555 | 0.245(6.22) | |
| 556 | 0.170(4.32) | |
| 558 | 0.235(5.97) | 0.635(16.13) |
| 559 | 0.285(7.24) | 0.635(16.13) |
| 560 | 0.375(9.53) | |

IN-CONTACT POLARIZING KEY
P/N 345-240-328



BETWEEN CONTACT POLARIZING KEY
P/N 306-240-318





Компания «ЭлектроПласт» предлагает заключение долгосрочных отношений при поставках импортных электронных компонентов на взаимовыгодных условиях!

Наши преимущества:

- Оперативные поставки широкого спектра электронных компонентов отечественного и импортного производства напрямую от производителей и с крупнейших мировых складов;
- Поставка более 17-ти миллионов наименований электронных компонентов;
- Поставка сложных, дефицитных, либо снятых с производства позиций;
- Оперативные сроки поставки под заказ (от 5 рабочих дней);
- Экспресс доставка в любую точку России;
- Техническая поддержка проекта, помощь в подборе аналогов, поставка прототипов;
- Система менеджмента качества сертифицирована по Международному стандарту ISO 9001;
- Лицензия ФСБ на осуществление работ с использованием сведений, составляющих государственную тайну;
- Поставка специализированных компонентов (Xilinx, Altera, Analog Devices, Intersil, Interpoint, Microsemi, Aeroflex, Peregrine, Syfer, Eurofarad, Texas Instrument, Miteq, Cobham, E2V, MA-COM, Hittite, Mini-Circuits, General Dynamics и др.);

Помимо этого, одним из направлений компании «ЭлектроПласт» является направление «Источники питания». Мы предлагаем Вам помощь Конструкторского отдела:

- Подбор оптимального решения, техническое обоснование при выборе компонента;
- Подбор аналогов;
- Консультации по применению компонента;
- Поставка образцов и прототипов;
- Техническая поддержка проекта;
- Защита от снятия компонента с производства.



Как с нами связаться

Телефон: 8 (812) 309 58 32 (многоканальный)

Факс: 8 (812) 320-02-42

Электронная почта: org@eplast1.ru

Адрес: 198099, г. Санкт-Петербург, ул. Калинина, дом 2, корпус 4, литера А.