



FEATURES

- 0.156" (3.96mm) Contact Spacing by 0.200" (5.08mm) Row Spacing
- Accepts .062" (1.57mm) Nominal Thickness P.C. Board
- High Profile Insulator Body, .600" (15.24mm)
- Card Slot Depth of .330" (8.38mm)
- Contact Termination Options include P.C. Tail, Wire Hole, Wire Wrap, 90° and Extender Board Bends
- Single or Dual Row Configurations
- Large Variety of Mounting Options, Flush or Offset Lugs
- Accepts between Contact and In-Contact Polarizing Keys
- Pre-assembled Card Guides are available
- RoHS Compliant, UL Recognized

Specifications:

| | |
|------------------------------|--|
| Insulator Material | UL 94V-0 Thermoplastic Polyester |
| Contact Material | Copper Alloy |
| Contact Plating | Gold Plating on mating area and Tin Plating on tails with Nickel underplating all over |
| Current Rating | 3 Ampere |
| Contact Resistance | 10milliohms maximum |
| Dielectric Withstand Voltage | 1800 VAC rms at sea level between adjacent contacts |
| Insulation Resistance | 5000 Megohms minimum |
| Operating Temperature | Operating Temperature: -40°C to +105°C |
| Insertion Force | 16oz (4.45N) maximum per contact pair when tested with .070" (1.78mm) thick gauge |
| Withdrawal Force | 1oz (0.28N) minimum per contact pair when tested with .054" (1.37mm) thick gauge |

Example Part Number **337-086-524-204**

Series _____

Total Number of Contacts _____

Contact Code _____

Contact Rows and Insulator Style _____

Mounting Options _____

| Series | Insulator Color |
|--------|-----------------|
| 337 | Green |
| 387 | Black |

Contact Rows and Insulator Style

| | |
|---|-------------------------------------|
| 1 | Single Row, Flush Mounting Lugs |
| 2 | Dual Row, Flush Mounting Lugs |
| 6 | Single Row, .170 (4.32) Offset Lugs |
| 8 | Dual Row, .170 (4.32) Offset Lugs |

Total Number of Contacts:

006, 007, . . . 043
012, 014, . . . 086

Contact Rows

Single Row
Dual Row

Mounting Options

| | |
|----|--|
| 01 | No Mounting Lug |
| 02 | Ø.128" (Ø3.25mm) Mounting Holes |
| 03 | Ø.116" (Ø2.95mm) I.D. Floating Eyelets |
| 04 | Ø.156" (Ø3.96mm) Mounting Holes |
| 07 | M3-0.5 Metric Threaded Inserts |
| 08 | #4-40 Unified Threaded Inserts |
| 12 | Ø.128" (Ø3.25mm) Side Mounting Holes |
| 58 | .468" (11.89mm) Offset Card Guides |
| 68 | .344" (8.74mm) Offset Card Guides |
| 78 | In-Line Card Guides |

| Contact Code | Description & Tail Size | Tail Length "G" |
|--------------|---|-----------------|
| 500 | Wire Hole .050 x .025 (1.27 x 0.64) | .260 (6.60) |
| 520 | P.C. Tail .030 x .018 (0.76 x 0.46) | .175 (4.45) |
| 521 | P.C. Tail .025 Square (0.64 Square) | .150 (3.81) |
| 523 | P.C. Tail .025 Square (0.64 Square) | .390 (9.91) |
| 524 | P.C. Tail .018 Square (0.46 Square) | .175 (4.45) |
| 540 | Wire Wrap .025 Square (0.64 Square) | .560 (14.22) |
| 541 | Wire Wrap .025 Square (0.64 Square) | .750 (19.05) |
| 542 | Wire Wrap .025 Square (0.64 Square) | .645 (16.38) |
| 544 | Wire Wrap .050 x .025 (1.27 x 0.64) | .750 (19.05) |
| 555 | EXTENDER BOARD BEND (Code 500 Contacts) | |
| 556 | EXTENDER BOARD BEND (Code 520 Contacts) | |
| 558 | 90 DEGREE BEND (Code 541 Contacts) | |
| 559 | 90 DEGREE BEND (Code 541 Contacts) | |
| 560 | EXTENDER BOARD BEND (Code 523 Contacts) | |

Ordering Code Notes:

- 1) All connector sizes up to 43 contacts single row / 086 contacts dual row are available upon request.
- 2) The 500 contact code is only available in the 337 series. Green polyphenylene sulphide insulator material will be supplied.
- 3) For details of the extender board and 90 degree bends refer to our website.
- 4) For lugless connectors, code 01 mounting, specify contact row code 1 or 2.
- 5) In-line card guides are only with offset mounting lugs.
- 6) For details of the mounting options refer to next pages.



SECTIONS THROUGH CONTACT POSITION



SINGLE ROW

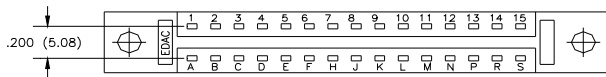


IN-CONTACT POLARIZING KEY
P/N 345-240-328



DUAL ROW

BETWEEN CONTACT POLARIZING KEY
P/N 306-240-318



CONNECTOR MOUNTING PATTERN



RECOMMENDED DAUGHTER BOARD

| NUMBER OF CONTACTS | | "A" | | "B" | | "C" | | "D" | | "E" | |
|--------------------|--------|-------|--------|-------|--------|-------|--------|-------|--------|-------|--------|
| Single | Double | Inch | mm | Inch | mm | Inch | mm | Inch | mm | Inch | mm |
| 6 | 12 | 1.842 | 46.79 | 1.532 | 38.91 | 1.246 | 31.65 | 1.100 | 27.94 | 0.780 | 19.81 |
| 10 | 20 | 2.466 | 62.64 | 2.156 | 54.76 | 1.870 | 47.50 | 1.724 | 43.79 | 1.404 | 35.66 |
| 12 | 24 | 2.778 | 70.56 | 2.468 | 62.69 | 2.182 | 55.42 | 2.036 | 51.71 | 1.716 | 43.59 |
| 15 | 30 | 3.246 | 82.45 | 2.936 | 74.57 | 2.650 | 67.31 | 2.504 | 63.60 | 2.184 | 55.47 |
| 18 | 36 | 3.714 | 94.34 | 3.404 | 86.46 | 3.118 | 79.20 | 2.972 | 75.49 | 2.652 | 67.36 |
| 22 | 44 | 4.338 | 110.19 | 4.028 | 102.31 | 3.742 | 95.05 | 3.596 | 91.34 | 3.276 | 83.21 |
| 25 | 50 | 4.806 | 122.07 | 4.496 | 114.20 | 4.210 | 106.93 | 4.064 | 103.23 | 3.744 | 95.10 |
| 26 | 52 | 4.962 | 126.03 | 4.652 | 118.16 | 4.366 | 110.90 | 4.220 | 107.19 | 3.900 | 99.06 |
| 28 | 56 | 5.278 | 134.06 | 4.964 | 126.09 | 4.678 | 118.82 | 4.532 | 115.11 | 4.212 | 106.98 |
| 31 | 62 | 5.742 | 145.85 | 5.432 | 137.97 | 5.146 | 130.71 | 5.000 | 127.00 | 4.680 | 118.87 |
| 33 | 66 | 6.054 | 153.77 | 5.744 | 145.90 | 5.458 | 138.63 | 5.312 | 134.92 | 4.992 | 126.80 |
| 36 | 72 | 6.522 | 165.66 | 6.212 | 157.78 | 5.926 | 150.52 | 5.780 | 146.81 | 5.460 | 138.68 |
| 43 | 86 | 7.614 | 193.40 | 7.304 | 185.52 | 7.018 | 178.26 | 6.872 | 174.55 | 6.552 | 166.42 |



MOUNTING OPTION
CODE x01
(NO MOUNTING LUGS)



MOUNTING OPTION
CODES x02 AND x04
(THROUGH MOUNTING HOLES)



MOUNTING OPTION
CODE x03
(FLOATING EYELETS)



MOUNTING OPTION
CODE x12
(SIDE MOUNTING HOLES)



MOUNTING OPTION
CODES x07 & x08
(THREADED INSERTS)

| CODE X02 AND X04- THROUGH MTG. HOLES | | |
|--------------------------------------|----------------|-------------|
| | CODE X02 | CODE X04 |
| "A" DIA. | 0.128(3.25) | 0.156(3.96) |
| CODE X07 AND X08- THREADED INSERTS | | |
| | CODE X07 | CODE X08 |
| INSERT | M3-0.5(METRIC) | #4-40 UNC |

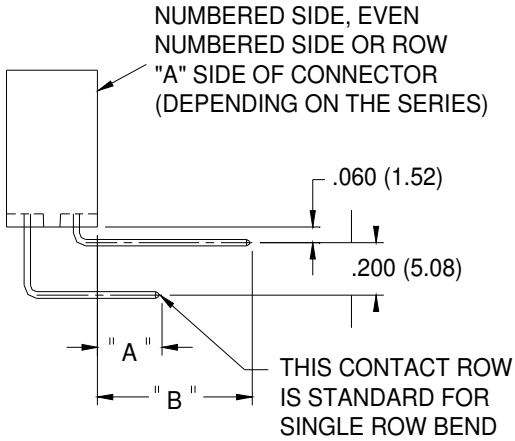


MOUNTING OPTION
CODES x78
(IN-LINE CARD GUIDE)



MOUNTING OPTION
CODES x58 & 68
(OFFSET CARD GUIDES)

| CODES X58 & X68- OFFSET CARD GUIDES | | |
|-------------------------------------|--------------|--------------|
| | CODE X58 | CODE X68 |
| "A" | 0.468(11.89) | 0.344(8.74) |
| "B" | 2.755(69.98) | 2.505(63.63) |
| "C" | 0.125(3.05) | 0.060(1.52) |



CONTACT CODE 558



CONTACT CODE 559



CONTACT CODE 555 BEND USES WIRE HOLE CONTACTS



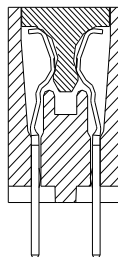
CONTACT CODE 556



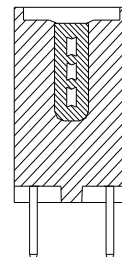
CONTACT CODE 560

| MTG. OPTION | A | B |
|-------------|-------------|--------------|
| 555 | 0.245(6.22) | |
| 556 | 0.170(4.32) | |
| 558 | 0.235(5.97) | 0.635(16.13) |
| 559 | 0.285(7.24) | 0.635(16.13) |
| 560 | 0.375(9.53) | |

IN-CONTACT POLARIZING KEY
P/N 345-240-328



BETWEEN CONTACT POLARIZING KEY
P/N 306-240-318





Компания «ЭлектроПласт» предлагает заключение долгосрочных отношений при поставках импортных электронных компонентов на взаимовыгодных условиях!

Наши преимущества:

- Оперативные поставки широкого спектра электронных компонентов отечественного и импортного производства напрямую от производителей и с крупнейших мировых складов;
- Поставка более 17-ти миллионов наименований электронных компонентов;
- Поставка сложных, дефицитных, либо снятых с производства позиций;
- Оперативные сроки поставки под заказ (от 5 рабочих дней);
- Экспресс доставка в любую точку России;
- Техническая поддержка проекта, помощь в подборе аналогов, поставка прототипов;
- Система менеджмента качества сертифицирована по Международному стандарту ISO 9001;
- Лицензия ФСБ на осуществление работ с использованием сведений, составляющих государственную тайну;
- Поставка специализированных компонентов (Xilinx, Altera, Analog Devices, Intersil, Interpoint, Microsemi, Aeroflex, Peregrine, Syfer, Eurofarad, Texas Instrument, Miteq, Cobham, E2V, MA-COM, Hittite, Mini-Circuits, General Dynamics и др.);

Помимо этого, одним из направлений компании «ЭлектроПласт» является направление «Источники питания». Мы предлагаем Вам помощь Конструкторского отдела:

- Подбор оптимального решения, техническое обоснование при выборе компонента;
- Подбор аналогов;
- Консультации по применению компонента;
- Поставка образцов и прототипов;
- Техническая поддержка проекта;
- Защита от снятия компонента с производства.



Как с нами связаться

Телефон: 8 (812) 309 58 32 (многоканальный)

Факс: 8 (812) 320-02-42

Электронная почта: org@eplast1.ru

Адрес: 198099, г. Санкт-Петербург, ул. Калинина, дом 2, корпус 4, литера А.