

CUBEFuse® Compact Circuit Protector Base (CCPB)

For Quik-Spec™ Coordination Panelboards



RoHS
2002/95/EC

The revolutionary Cooper Bussmann® CCPB with CUBEFuse® is designed as a fused branch circuit disconnect with fuse holder for the Cooper Bussmann® Quik-Spec™ Coordination Panelboard. The CCPB with CUBEFuse simplifies selective coordination and allows for isolation of individual branch circuit loads for safe work practices.

Product Features and Benefits

- Uses IP20 finger-safe Low-Peak® CUBEFuse® with current-limiting, time-delay Class J performance
- High Short-Circuit Current Ratings at 200kA
- Disconnect rated to provide means for load isolation
- Full voltage rated at 600Vac
- UL 98 Listed and suitable for branch circuit disconnect and branch circuit protection
- 1-, 2- and 3-pole versions are horsepower rated
- Patented rejection feature helps prevent overfusing
- Complies with UL and cULus
- Open fuse indication light per pole
- Additional open fuse indication can be provided by using the indicating CUBEFuse version
- Built-in switch/fuse interlock prohibits removing the fuse while energized
- Permanent lockout/tagout provisions
- Lock-On provision

Specifications:

- CCPB Ampacity rejection breaks: 15A, 20A, 30A, 40A, 50A and 60A
- 1-, 2- and 3-Pole versions
- For systems 600Vac (or less)
- Box lug loadside terminal:
 - 18-6AWG single & dual rated, solid or stranded – 75°C, Cu only
 - 4AWG single – 75°C, Cu only
- Box lug loadside terminal torque: 18-10AWG 20 Lb-In (2.2 N•m), 8-4AWG 35 Lb-In (3.9 N•m)
- Spade terminal load connection: Max. 30A suitable for use with #8-32UNC screw
- Bolt-on style bus connector, #10-32-UNC Hex flange Phillips screw, torque to 25 Lb-In (2.8N•m)
- Lockout/tagout: 4mm shank lock or standard pin-out devices (Brady pin-out wide device P/N 90850 or Ideal P/N 44-784)
- Bolt-mounted design into Quik-Spec Coordination Panelboard bus
- Local indication: illumination requires closed circuit and minimum 90Vac operating voltage
- RoHS compliant

Agency Information:

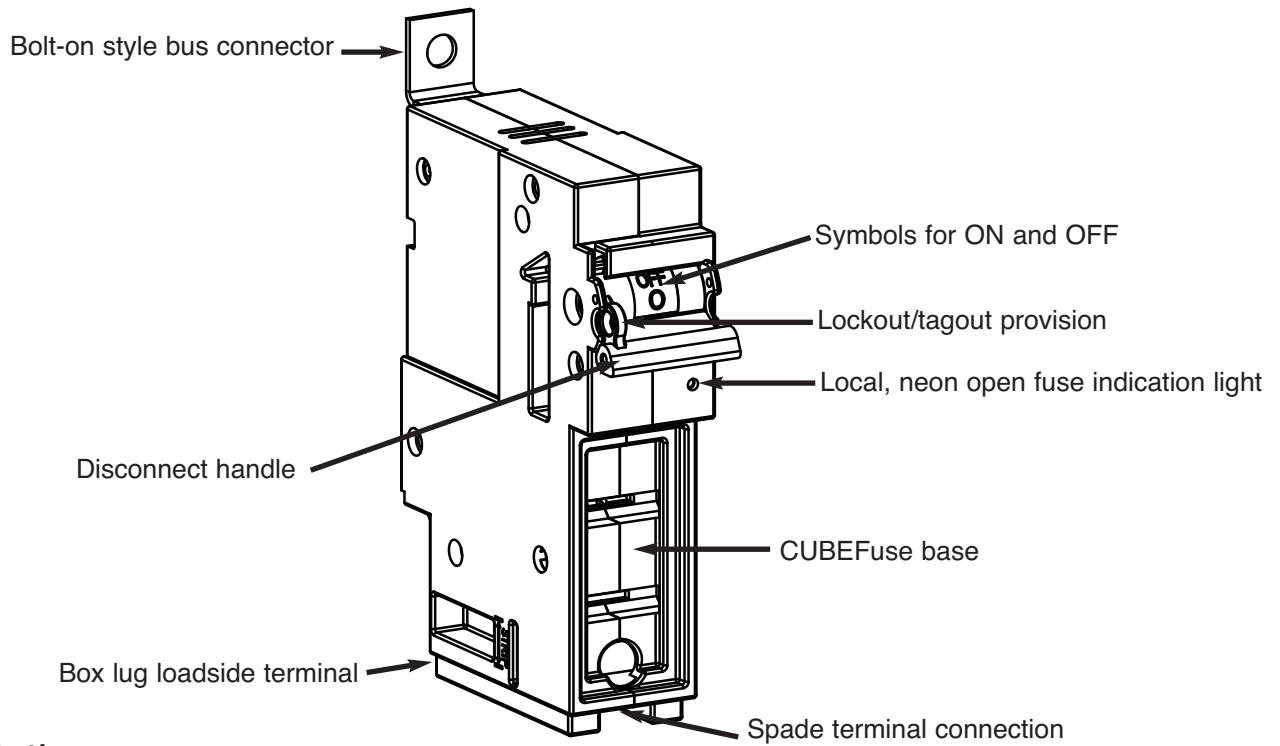
UL 98 Listed, File E302370, Guide WHTY
 cULus to CSA Standard 22.2 No. 4, File E302370, Guide WHTY7
 CE Compliant

Shipping Weight: 2.03 lbs per carton

Carton quantity: 6 poles

Environmental Data

Storage and operating temperature: -20°C to 75°C*
 *For fuse performance under or above 25°C, consult fuse performance derating charts.



Technical Ratings

CCPB Part Numbers	Poles	Fuse Amp Range	Voltage Rating	CUBEFuse Type (Class J performance)		Max. Fuse Ampacity	SCCR	Hp Ratings
				Non-Indicating	Indicating*			
CCPB-1-15CF	1	1-15	600Vac	TCF1RN, TCF3RN, TCF6RN, TCF10RN, TCF15RN	TCF3, TCF6, TCF10, TCF15	15A	200kA	0.5Hp@120V
CCPB-2-15CF	2							1.5Hp@240V
CCPB-3-15CF	3							3Hp@240V 5Hp@480V 7.5Hp@600V
CCPB-1-20CF	1	17½-20	600Vac	TCF17-1/2RN, TCF20RN	TCF17-1/2, TCF20	20A	200kA	0.75Hp@120V
CCPB-2-20CF	2							2Hp@240V
CCPB-3-20CF	3							3Hp@240V 7.5Hp@480V 10Hp@600V
CCPB-1-30CF	1	25-30	600Vac	TCF25RN, TCF30RN	TCF25, TCF30	30A	200kA	1.5Hp@120V
CCPB-2-30CF	2							3Hp@240V
CCPB-3-30CF	3							5Hp@240V 15Hp@480V 10Hp@600V
CCPB-1-40CF	1	35-40	600Vac	TCF35RN, TCF40RN	TCF35, TCF40	40A	200kA	2.0Hp@120V
CCPB-2-40CF	2							3Hp@240V
CCPB-3-40CF	3							7.5Hp@240V 20Hp@480V 10Hp@600V
CCPB-1-50CF	1	45-50	600Vac	TCF45RN, TCF50RN	TCF45, TCF50	50A	200kA	3.0Hp@120V
CCPB-2-50CF	2							5Hp@240V
CCPB-3-50CF	3							7.5Hp@240V 20Hp@480V 10Hp@600V
CCPB-1-60CF	1	60	600Vac	TCF60RN	TCF60	60A	200kA	3.0Hp@120V
CCPB-2-60CF	2							7.5Hp@240V
CCPB-3-60CF	3							7.5Hp@240V 20Hp@480V 10Hp@600V

*1A indicating CUBEFuse not available. Correct fit with CCPB disconnect requires indicating CUBEFuse with date code R38 or later.

CUBEFuse® Motor Sizing Table

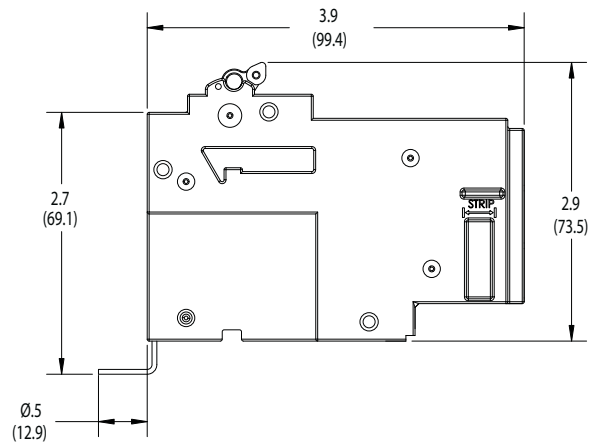
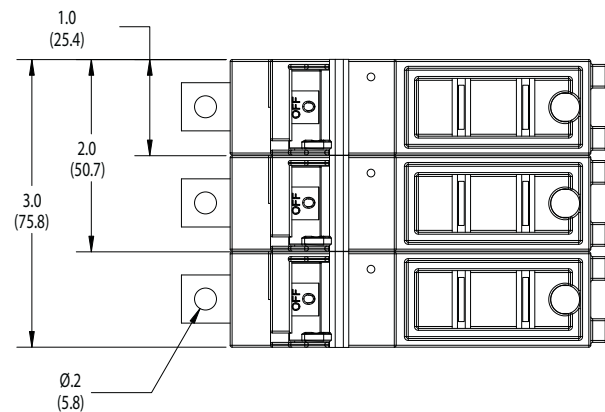
Voltage	Motor Size (Hp)	Motor* FLA (Amps)	Low-Peak® CUBEFuse® (Amp Rating)		
			Optimal Protection	Code Max	Heavy Start
115Vac, 1-Phase	0.167	4.4	10	10	10
	0.25	5.8	10	15	15
	0.333	7.2	15	15	15
	0.5	9.8	15	20	20
	0.75	13.8	25	25	30
	1	16	25	30	35
	1.5	20	30	35	45
	2	24	40	45	50
	3**	34	50	60	N/A
230Vac, 1-Phase	0.167	2.2	6	6	6
	0.25	2.9	6	6	6
	0.333	3.6	6	10	10
	0.5	4.9	10	10	10
	0.75	6.9	15	15	15
	1	8	15	15	17.5
	1.5	10	15	20	20
	2	12	20	25	25
	3	17	25	30	35
	5	28	45	50	60
	7.5**	40	60	N/A	N/A
200Vac, 3-Phase	0.5	2.5	6	6	6
	0.75	3.7	6	10	10
	1	4.8	10	10	10
	1.5	6.9	15	15	15
	2	7.8	15	15	17.5
	3	11	17.5	20	20
	5	17.5	30	35	35
	7.5**	25.3	40	45	50
208Vac, 3-Phase	0.5	2.4	6	6	6
	0.75	3.5	6	10	10
	1	4.6	10	10	10
	1.5	6.6	10	15	15
	2	7.5	15	15	15
	3	10.6	17.5	20	20
	5	16.7	25	30	35
7.5**	24.2	40	45	50	

Voltage	Motor Size (Hp)	Motor ¹ FLA (Amps)	Low-Peak® CUBEFuse® (Amp Rating)		
			Optimal Protection	Code Max	Heavy Start
230Vac, 3-Phase	0.5	2.2	6	6	6
	0.75	3.2	6	6	6
	1	4.2	10	10	10
	1.5	6	10	15	15
	2	6.8	15	15	15
	3	9.6	15	20	20
	5	15.2	25	30	30
	7.5**	22	35	40	45
460Vac, 3-Phase	0.5	1.1	3	3	3
	0.75	1.6	3	3	3
	1	2.1	6	6	6
	1.5	3	6	6	6
	2	3.4	6	6	6
	3	4.8	10	10	10
	5	7.6	15	15	15
	7.5	11	17.5	20	20
	10	14	25	25	30
	15	21	35	40	45
20**	27	40	50	60	
575Vac, 3-Phase	0.5	0.9	3	3	3
	0.75	1.3	3	3	3
	1	1.7	3	3	3
	1.5	2.4	6	6	6
	2	2.7	6	6	6
	3	3.9	6	10	10
	5	6.1	10	15	15
	7.5	9	15	20	20
	10**	11	17.5	20	20

Note: Use Code Max column for low to moderate reverse/jog/plug applications. Heavy Start permitted only if Code Max does not allow motor start-up.

*Based on motor FLA from NEC® tables 430.248 and 430.250.
 **Max. Hp rating for the CCPB 60 Amp device at specified voltage.

Dimensional Data — in (mm)



For details on the CCPB and its use in the Quik-Spec™ Coordination Panelboard, see data sheet 1160.

The only controlled copy of this Data Sheet is the electronic read-only version located on the Cooper Bussmann Network Drive. All other copies of this document are by definition uncontrolled. This bulletin is intended to clearly present comprehensive product data and provide technical information that will help the end user with design applications. Cooper Bussmann reserves the right, without notice, to change design or construction of any products and to discontinue or limit distribution of any products. Cooper Bussmann also reserves the right to change or update, without notice, any technical information contained in this bulletin. Once a product has been selected, it should be tested by the user in all possible applications.

© 2008 Cooper Bussmann
 St. Louis, MO 63178
 636-394-2877
 www.cooperbussmann.com



Компания «ЭлектроПласт» предлагает заключение долгосрочных отношений при поставках импортных электронных компонентов на взаимовыгодных условиях!

Наши преимущества:

- Оперативные поставки широкого спектра электронных компонентов отечественного и импортного производства напрямую от производителей и с крупнейших мировых складов;
- Поставка более 17-ти миллионов наименований электронных компонентов;
- Поставка сложных, дефицитных, либо снятых с производства позиций;
- Оперативные сроки поставки под заказ (от 5 рабочих дней);
- Экспресс доставка в любую точку России;
- Техническая поддержка проекта, помощь в подборе аналогов, поставка прототипов;
- Система менеджмента качества сертифицирована по Международному стандарту ISO 9001;
- Лицензия ФСБ на осуществление работ с использованием сведений, составляющих государственную тайну;
- Поставка специализированных компонентов (Xilinx, Altera, Analog Devices, Intersil, Interpoint, Microsemi, Aeroflex, Peregrine, Syfer, Eurofarad, Texas Instrument, Miteq, Cobham, E2V, MA-COM, Hittite, Mini-Circuits, General Dynamics и др.);

Помимо этого, одним из направлений компании «ЭлектроПласт» является направление «Источники питания». Мы предлагаем Вам помощь Конструкторского отдела:

- Подбор оптимального решения, техническое обоснование при выборе компонента;
- Подбор аналогов;
- Консультации по применению компонента;
- Поставка образцов и прототипов;
- Техническая поддержка проекта;
- Защита от снятия компонента с производства.



Как с нами связаться

Телефон: 8 (812) 309 58 32 (многоканальный)

Факс: 8 (812) 320-02-42

Электронная почта: org@eplast1.ru

Адрес: 198099, г. Санкт-Петербург, ул. Калинина, дом 2, корпус 4, литера А.