

Relay Module - RIF-1-RPT-LDP-24DC/1X21 - 2903342

Please be informed that the data shown in this PDF Document is generated from our Online Catalog. Please find the complete data in the user's documentation. Our General Terms of Use for Downloads are valid (<http://download.phoenixcontact.com>)



Pre-assembled relay module with push-in connection, consisting of: relay base, power contact relay, plug-in display/suppressor module, and retaining bracket. Contact type: 1 PDT. Input voltage: 24 V DC



Key commercial data

| | |
|--------------------------------------|----------|
| Packing unit | 1 pc |
| Weight per Piece (excluding packing) | 70.0 GRM |
| Custom tariff number | 85364110 |
| Country of origin | China |

Technical data

Dimensions

| | |
|--------|-------|
| Width | 16 mm |
| Height | 93 mm |
| Depth | 75 mm |

Ambient conditions

| | |
|---|------------------|
| Ambient temperature (operation) | -40 °C ... 70 °C |
| Ambient temperature (storage/transport) | -40 °C ... 85 °C |

Coil side

| | |
|---|---------------|
| Nominal input voltage U_N | 24 V DC |
| Input voltage range in reference to U_N | (see diagram) |
| Nominal input current at U_{IN} | 18 mA |
| Typical response time | 8 ms |
| Typical release time | 10 ms |
| Operating voltage display | Yellow LED |

Relay Module - RIF-1-RPT-LDP-24DC/1X21 - 2903342

Technical data

Coil side

| | |
|--------------------|---------------------------|
| Protective circuit | Damping diode |
| | Polarity protection diode |

Contact side

| | |
|--|---------------------------|
| Contact type | 1 PDT |
| Contact material | AgNi |
| Maximum switching voltage | 250 V AC/DC |
| Minimum switching voltage | 12 V (at 10 mA) |
| Maximum inrush current | 50 A (20 ms, N/O contact) |
| Min. switching current | 10 mA (at 12 V) |
| Limiting continuous current | 11 A (see diagram) |
| Interrupting rating (ohmic load) max. | 264 W (at 24 V DC) |
| | 58 W (at 48 V DC) |
| | 48 W (at 60 V DC) |
| | 50 W (at 110 V DC) |
| | 80 W (at 220 V DC) |
| | 2750 VA (for 250 V AC) |
| Switching capacity in acc. with DIN VDE 0660/IEC 60947 | 2 A (24 V (DC13)) |
| | 6 A (230 V (AC 15)) |

Connection data

| | |
|--|----------------------|
| Connection method | Push-in connection |
| Conductor cross section solid min. | 0.14 mm ² |
| Conductor cross section solid max. | 1.5 mm ² |
| Conductor cross section stranded min. | 0.14 mm ² |
| Conductor cross section stranded max. | 1.5 mm ² |
| Conductor cross section stranded, with ferrule with plastic sleeve min. | 0.14 mm ² |
| Conductor cross section stranded, with ferrule with plastic sleeve max. | 1.5 mm ² |
| Conductor cross section stranded, with ferrule without plastic sleeve min. | 0.14 mm ² |
| Conductor cross section stranded, with ferrule without plastic sleeve max. | 1.5 mm ² |
| Conductor cross section AWG/kcmil min. | 26 |
| Conductor cross section AWG/kcmil max | 16 |
| Stripping length | 8 mm |

General

| | |
|--|---|
| Type of note | Notes on operation |
| Note | FBS 2-6... plug-in bridge for the input side (A2) and FBS-2-8... plug-in bridge for the output side (11/21) |
| Test voltage relay winding/relay contact | 4 kV _{rms} (50 Hz, 1 min.) |

Relay Module - RIF-1-RPT-LDP-24DC/1X21 - 2903342

Technical data

General

| | |
|----------------------------------|--------------------------------|
| Operating mode | 100% operating factor |
| Degree of protection | IP20 (Relay socket) |
| | RT III (Relay) |
| Mechanical service life | Approx. 3×10^7 cycles |
| Standards/regulations | DIN EN 50178 |
| | IEC 62103 |
| Rated surge voltage / insulation | 6 kV/safe isolation |
| Rated insulation voltage | 250 V AC |
| Pollution degree | 2 |
| Surge voltage category | III |
| Mounting position | any |
| Assembly instructions | In rows with zero spacing |

Articles in set

Relay socket - RIF-1-BPT/2X21 - 2900931



RIF-1... relay base, for miniature power relay with 1 or 2 PDTs or solid-state relays of the same design, push-in connection, plug-in option for input/suppressor modules, for mounting on NS 35/7,5

Single relay - REL-MR- 24DC/21HC - 2961312



Pluggable miniature relays, with power contact for high continuous current, 1 PDT, input voltage 24 V DC

Plug-in module - RIF-LDP-12-24 DC - 2900939



Plug-in module, for mounting on RIF-1, RIF-2, RIF-3, and RIF-4, with freewheeling diode and yellow LED, polarity: A1+, A2-, input voltage: 12 - 24 V DC $\pm 20\%$

Relay Module - RIF-1-RPT-LDP-24DC/1X21 - 2903342

Articles in set

Retaining bracket - RIF-RH-1 - 2900953



Relay retaining bracket, with ejector function and holder for marking material, suitable for RIF-1 relay base, for 16 mm tall miniature power relay and solid-state relay

Classifications

eCl@ss

| | |
|------------|----------|
| eCl@ss 4.0 | 27371102 |
| eCl@ss 4.1 | 27371102 |
| eCl@ss 5.0 | 27371603 |
| eCl@ss 5.1 | 27371603 |
| eCl@ss 6.0 | 27371603 |
| eCl@ss 7.0 | 27371603 |
| eCl@ss 8.0 | 27371603 |

ETIM

| | |
|----------|----------|
| ETIM 3.0 | EC001456 |
| ETIM 4.0 | EC001456 |
| ETIM 5.0 | EC001437 |

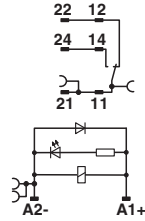
UNSPSC

| | |
|---------------|----------|
| UNSPSC 6.01 | 30211917 |
| UNSPSC 7.0901 | 39121516 |
| UNSPSC 11 | 39121516 |
| UNSPSC 12.01 | 39121516 |
| UNSPSC 13.2 | 39121516 |

Drawings

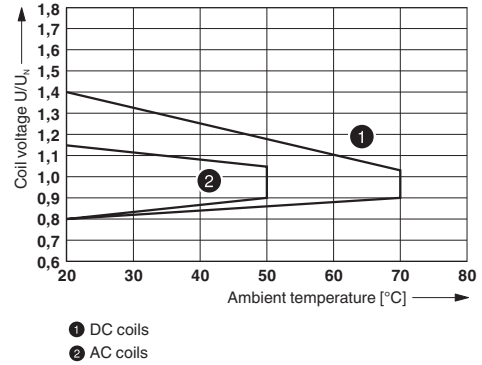
Relay Module - RIF-1-RPT-LDP-24DC/1X21 - 2903342

Circuit diagram



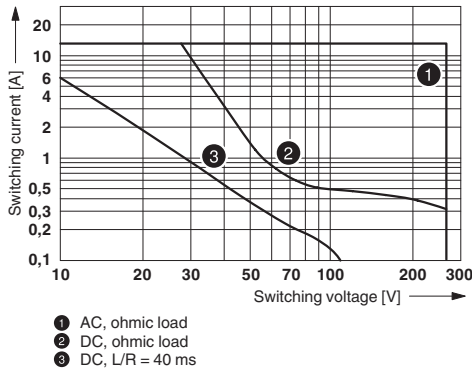
DC coils

Diagram



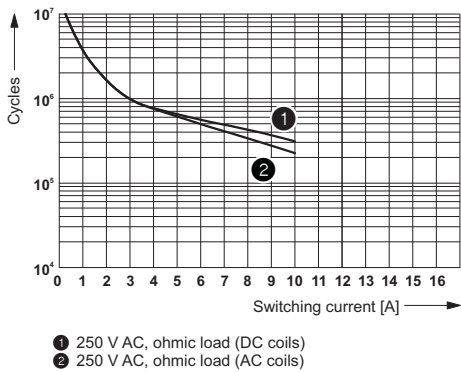
Operating voltage range

Diagram



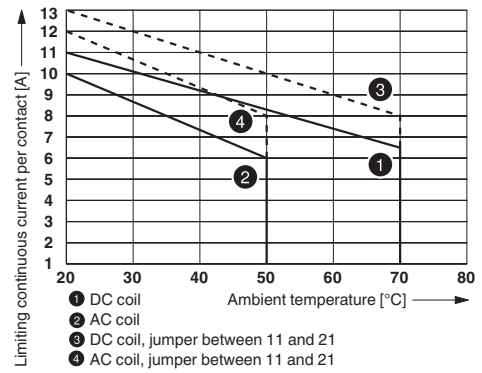
Interrupting rating

Diagram



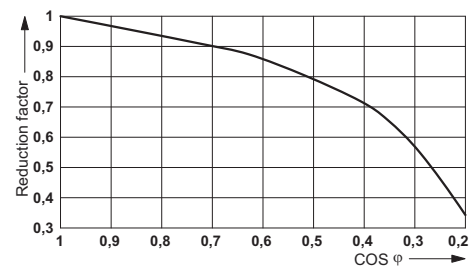
Electrical service life

Diagram



Contact derating

Diagram



Service life reduction factor



Компания «ЭлектроПласт» предлагает заключение долгосрочных отношений при поставках импортных электронных компонентов на взаимовыгодных условиях!

Наши преимущества:

- Оперативные поставки широкого спектра электронных компонентов отечественного и импортного производства напрямую от производителей и с крупнейших мировых складов;
- Поставка более 17-ти миллионов наименований электронных компонентов;
- Поставка сложных, дефицитных, либо снятых с производства позиций;
- Оперативные сроки поставки под заказ (от 5 рабочих дней);
- Экспресс доставка в любую точку России;
- Техническая поддержка проекта, помощь в подборе аналогов, поставка прототипов;
- Система менеджмента качества сертифицирована по Международному стандарту ISO 9001;
- Лицензия ФСБ на осуществление работ с использованием сведений, составляющих государственную тайну;
- Поставка специализированных компонентов (Xilinx, Altera, Analog Devices, Intersil, Interpoint, Microsemi, Aeroflex, Peregrine, Syfer, Eurofarad, Texas Instrument, Miteq, Cobham, E2V, MA-COM, Hittite, Mini-Circuits, General Dynamics и др.);

Помимо этого, одним из направлений компании «ЭлектроПласт» является направление «Источники питания». Мы предлагаем Вам помощь Конструкторского отдела:

- Подбор оптимального решения, техническое обоснование при выборе компонента;
- Подбор аналогов;
- Консультации по применению компонента;
- Поставка образцов и прототипов;
- Техническая поддержка проекта;
- Защита от снятия компонента с производства.



Как с нами связаться

Телефон: 8 (812) 309 58 32 (многоканальный)

Факс: 8 (812) 320-02-42

Электронная почта: org@eplast1.ru

Адрес: 198099, г. Санкт-Петербург, ул. Калинина, дом 2, корпус 4, литера А.