



SIOV metal oxide varistors

Leaded varistors, StandarD series

Series/Type: S05, S07, S10, S14, S20

Date: December 2007

Leaded varistors

Standard series

Construction

- Round varistor element, leaded
- Coating: epoxy resin, flame-retardant to UL 94 V-0
- Terminals: tinned copper wire

Features

- Wide operating voltage range 11 ... 1100 V_{RMS}
- High surge current ratings up to 8 kA
- No derating up to 85 °C ambient temperature
- PSpice models

Approvals

- UL
- CSA (all types ≥K115)
- SEV
- VDE
- CECC
- CQC S05/07 (K11 ... K460), S10/S14 (K11 ... K680), S20 (K11 ... K1100)
- IEC

Delivery mode

- Bulk (standard), taped versions on reel or in Ammo pack upon request.
- For further details refer to chapter "Taping, packaging and lead configuration" for leaded varistors.

Options

S10* types with lead spacing 5.0 mm and S20* types with lead spacing 7.5 mm are also available on request.

General technical data

| | | | |
|-----------------------|----------------|--------------|-------------------|
| Climatic category | to IEC 60068-1 | 40/85/56 | |
| Operating temperature | to CECC 42 000 | -40 ... + 85 | °C |
| Storage temperature | | -40 ... +125 | °C |
| Electric strength | to CECC 42 000 | ≥2.5 | kV _{RMS} |
| Insulation resistance | to CECC 42 000 | ≥10 | MΩ |
| Response time | | <25 | ns |


Leaded varistors
Standard series
Maximum ratings ($T_A = 85\text{ °C}$)

| Ordering code | Type (untaped) SIOV- | V_{RMS} | V_{DC} | i_{max} (8/20 μ s) | W_{max} (2 ms) | P_{max} |
|-----------------|----------------------------|-----------|------------------|-----------------------------|---------------------|-----------|
| | | V | V | A | J | W |
| B72205S0110K101 | S05K11 | 11 | 14 | 100 | 0.3 | 0.01 |
| B72207S0110K101 | S07K11 | 11 | 14 | 250 | 0.8 | 0.02 |
| B72210S0110K101 | S10K11 | 11 | 14 | 500 | 1.7 | 0.05 |
| B72214S0110K101 | S14K11 | 11 | 14 | 1000 | 3.2 | 0.10 |
| B72220S0110K101 | S20K11 | 11 | 14 | 2000 | 10.0 | 0.20 |
| B72205S0140K101 | S05K14 | 14 | 18 | 100 | 0.4 | 0.01 |
| B72207S0140K101 | S07K14 | 14 | 18 ¹⁾ | 250 | 0.9 | 0.02 |
| B72210S0140K101 | S10K14 | 14 | 18 ¹⁾ | 500 | 2.0 | 0.05 |
| B72214S0140K101 | S14K14 | 14 | 18 ¹⁾ | 1000 | 4.0 | 0.10 |
| B72220S0140K101 | S20K14 | 14 | 18 ¹⁾ | 2000 | 12.0 | 0.20 |
| B72205S0170K101 | S05K17 | 17 | 22 | 100 | 0.5 | 0.01 |
| B72207S0170K101 | S07K17 | 17 | 22 | 250 | 1.1 | 0.02 |
| B72210S0170K101 | S10K17 | 17 | 22 | 500 | 2.5 | 0.05 |
| B72214S0170K101 | S14K17 | 17 | 22 | 1000 | 5.0 | 0.10 |
| B72220S0170K101 | S20K17 | 17 | 22 | 2000 | 14.0 | 0.20 |
| B72205S0200K101 | S05K20 | 20 | 26 | 100 | 0.6 | 0.01 |
| B72207S0200K101 | S07K20 | 20 | 26 | 250 | 1.3 | 0.02 |
| B72210S0200K101 | S10K20 | 20 | 26 | 500 | 3.1 | 0.05 |
| B72214S0200K101 | S14K20 | 20 | 26 | 1000 | 6.0 | 0.10 |
| B72220S0200K101 | S20K20 | 20 | 26 | 2000 | 18.0 | 0.20 |
| B72205S0250K101 | S05K25 | 25 | 31 | 100 | 0.7 | 0.01 |
| B72207S0250K101 | S07K25 | 25 | 31 | 250 | 1.6 | 0.02 |
| B72210S0250K101 | S10K25 | 25 | 31 | 500 | 3.7 | 0.05 |
| B72214S0250K101 | S14K25 | 25 | 31 | 1000 | 7.0 | 0.10 |
| B72220S0250K101 | S20K25 | 25 | 31 | 2000 | 22.0 | 0.20 |
| B72205S0300K101 | S05K30 | 30 | 38 | 100 | 0.9 | 0.01 |
| B72207S0300K101 | S07K30 | 30 | 38 | 250 | 2.0 | 0.02 |
| B72210S0300K101 | S10K30 | 30 | 38 | 500 | 4.4 | 0.05 |
| B72214S0300K101 | S14K30 | 30 | 38 | 1000 | 9.0 | 0.10 |
| B72220S0300K101 | S20K30 | 30 | 38 | 2000 | 26.0 | 0.20 |

1) Jump-start strength (max. 24 V, 5 minutes)



Leaded varistors

Standard series

Characteristics ($T_A = 25\text{ °C}$)

| Ordering code | V_V (1 mA) V | ΔV_V (1 mA) % | $V_{C, \max}$ (i_C) V | i_C A | C_{typ} (1 kHz) pF |
|-----------------|----------------------|-----------------------------|---------------------------------|------------|-----------------------------------|
| B72205S0110K101 | 18 | ±10 | 36 | 1.0 | 1750 |
| B72207S0110K101 | 18 | ±10 | 36 | 2.5 | 2750 |
| B72210S0110K101 | 18 | ±10 | 36 | 5.0 | 6250 |
| B72214S0110K101 | 18 | ±10 | 36 | 10.0 | 12100 |
| B72220S0110K101 | 18 | ±10 | 36 | 20.0 | 23000 |
| B72205S0140K101 | 22 | ±10 | 43 | 1.0 | 1450 |
| B72207S0140K101 | 22 | ±10 | 43 | 2.5 | 2300 |
| B72210S0140K101 | 22 | ±10 | 43 | 5.0 | 5200 |
| B72214S0140K101 | 22 | ±10 | 43 | 10.0 | 9950 |
| B72220S0140K101 | 22 | ±10 | 43 | 20.0 | 19000 |
| B72205S0170K101 | 27 | ±10 | 53 | 1.0 | 1200 |
| B72207S0170K101 | 27 | ±10 | 53 | 2.5 | 1900 |
| B72210S0170K101 | 27 | ±10 | 53 | 5.0 | 4350 |
| B72214S0170K101 | 27 | ±10 | 53 | 10.0 | 8200 |
| B72220S0170K101 | 27 | ±10 | 53 | 20.0 | 15600 |
| B72205S0200K101 | 33 | ±10 | 65 | 1.0 | 980 |
| B72207S0200K101 | 33 | ±10 | 65 | 2.5 | 1600 |
| B72210S0200K101 | 33 | ±10 | 65 | 5.0 | 3650 |
| B72214S0200K101 | 33 | ±10 | 65 | 10.0 | 6800 |
| B72220S0200K101 | 33 | ±10 | 65 | 20.0 | 13000 |
| B72205S0250K101 | 39 | ±10 | 77 | 1.0 | 850 |
| B72207S0250K101 | 39 | ±10 | 77 | 2.5 | 1400 |
| B72210S0250K101 | 39 | ±10 | 77 | 5.0 | 3200 |
| B72214S0250K101 | 39 | ±10 | 77 | 10.0 | 5850 |
| B72220S0250K101 | 39 | ±10 | 77 | 20.0 | 11100 |
| B72205S0300K101 | 47 | ±10 | 93 | 1.0 | 720 |
| B72207S0300K101 | 47 | ±10 | 93 | 2.5 | 1200 |
| B72210S0300K101 | 47 | ±10 | 93 | 5.0 | 2750 |
| B72214S0300K101 | 47 | ±10 | 93 | 10.0 | 4950 |
| B72220S0300K101 | 47 | ±10 | 93 | 20.0 | 9350 |


Leaded varistors
Standard series
Maximum ratings ($T_A = 85\text{ °C}$)

| Ordering code | Type (untaped) SIOV- | V_{RMS} | V_{DC} | i_{max} (8/20 μ s) | W_{max} (2 ms) | P_{max} |
|-----------------|----------------------------|-----------|----------|-----------------------------|---------------------|-----------|
| | | V | V | A | J | W |
| B72205S0350K101 | S05K35 | 35 | 45 | 100 | 1.1 | 0.01 |
| B72207S0350K101 | S07K35 | 35 | 45 | 250 | 2.5 | 0.02 |
| B72210S0350K101 | S10K35 | 35 | 45 | 500 | 5.4 | 0.05 |
| B72214S0350K101 | S14K35 | 35 | 45 | 1000 | 10.0 | 0.10 |
| B72220S0350K101 | S20K35 | 35 | 45 | 2000 | 33.0 | 0.20 |
| B72205S0400K101 | S05K40 | 40 | 56 | 100 | 1.3 | 0.01 |
| B72207S0400K101 | S07K40 | 40 | 56 | 250 | 3.0 | 0.02 |
| B72210S0400K101 | S10K40 | 40 | 56 | 500 | 6.4 | 0.05 |
| B72214S0400K101 | S14K40 | 40 | 56 | 1000 | 13.0 | 0.10 |
| B72220S0400K101 | S20K40 | 40 | 56 | 2000 | 37.0 | 0.20 |
| B72205S0500K101 | S05K50 | 50 | 65 | 400 | 1.8 | 0.10 |
| B72207S0500K101 | S07K50 | 50 | 65 | 1200 | 4.2 | 0.25 |
| B72210S0500K101 | S10K50 | 50 | 65 | 2500 | 8.4 | 0.40 |
| B72214S0500K101 | S14K50 | 50 | 65 | 4500 | 15.0 | 0.60 |
| B72220S0500K101 | S20K50 | 50 | 65 | 6500 | 27.0 | 1.00 |
| B72205S0600K101 | S05K60 | 60 | 85 | 400 | 2.2 | 0.10 |
| B72207S0600K101 | S07K60 | 60 | 85 | 1200 | 4.8 | 0.25 |
| B72210S0600K101 | S10K60 | 60 | 85 | 2500 | 10.0 | 0.40 |
| B72214S0600K101 | S14K60 | 60 | 85 | 4500 | 17.0 | 0.60 |
| B72220S0600K101 | S20K60 | 60 | 85 | 6500 | 33.0 | 1.00 |
| B72205S0750K101 | S05K75 | 75 | 100 | 400 | 2.5 | 0.10 |
| B72207S0750K101 | S07K75 | 75 | 100 | 1200 | 5.9 | 0.25 |
| B72210S0750K101 | S10K75 | 75 | 100 | 2500 | 12.0 | 0.40 |
| B72214S0750K101 | S14K75 | 75 | 100 | 4500 | 20.0 | 0.60 |
| B72220S0750K101 | S20K75 | 75 | 100 | 6500 | 40.0 | 1.00 |
| B72205S0950K101 | S05K95 | 95 | 125 | 400 | 3.4 | 0.10 |
| B72207S0950K101 | S07K95 | 95 | 125 | 1200 | 7.6 | 0.25 |
| B72210S0950K101 | S10K95 | 95 | 125 | 2500 | 15.0 | 0.40 |
| B72214S0950K101 | S14K95 | 95 | 125 | 4500 | 25.0 | 0.60 |
| B72220S0950K101 | S20K95 | 95 | 125 | 6500 | 50.0 | 1.00 |


Leaded varistors
Standard series
Characteristics ($T_A = 25\text{ °C}$)

| Ordering code | V_V (1 mA) V | ΔV_V (1 mA) % | $V_{c, \max}$ (i_c) V | i_c A | C_{typ} (1 kHz) pF |
|-----------------|----------------------|-----------------------------|---------------------------------|------------|----------------------------|
| B72205S0350K101 | 56 | ± 10 | 110 | 1.0 | 620 |
| B72207S0350K101 | 56 | ± 10 | 110 | 2.5 | 1050 |
| B72210S0350K101 | 56 | ± 10 | 110 | 5.0 | 2400 |
| B72214S0350K101 | 56 | ± 10 | 110 | 10.0 | 4200 |
| B72220S0350K101 | 56 | ± 10 | 110 | 20.0 | 8000 |
| B72205S0400K101 | 68 | ± 10 | 135 | 1.0 | 520 |
| B72207S0400K101 | 68 | ± 10 | 135 | 2.5 | 900 |
| B72210S0400K101 | 68 | ± 10 | 135 | 5.0 | 2100 |
| B72214S0400K101 | 68 | ± 10 | 135 | 10.0 | 3550 |
| B72220S0400K101 | 68 | ± 10 | 135 | 20.0 | 6750 |
| B72205S0500K101 | 82 | ± 10 | 135 | 5.0 | 300 |
| B72207S0500K101 | 82 | ± 10 | 135 | 10.0 | 530 |
| B72210S0500K101 | 82 | ± 10 | 135 | 25.0 | 950 |
| B72214S0500K101 | 82 | ± 10 | 135 | 50.0 | 1800 |
| B72220S0500K101 | 82 | ± 10 | 135 | 100.0 | 3800 |
| B72205S0600K101 | 100 | ± 10 | 165 | 5.0 | 250 |
| B72207S0600K101 | 100 | ± 10 | 165 | 10.0 | 480 |
| B72210S0600K101 | 100 | ± 10 | 165 | 25.0 | 870 |
| B72214S0600K101 | 100 | ± 10 | 165 | 50.0 | 1650 |
| B72220S0600K101 | 100 | ± 10 | 165 | 100.0 | 3600 |
| B72205S0750K101 | 120 | ± 10 | 200 | 5.0 | 210 |
| B72207S0750K101 | 120 | ± 10 | 200 | 10.0 | 430 |
| B72210S0750K101 | 120 | ± 10 | 200 | 25.0 | 720 |
| B72214S0750K101 | 120 | ± 10 | 200 | 50.0 | 1370 |
| B72220S0750K101 | 120 | ± 10 | 200 | 100.0 | 2900 |
| B72205S0950K101 | 150 | ± 10 | 250 | 5.0 | 135 |
| B72207S0950K101 | 150 | ± 10 | 250 | 10.0 | 260 |
| B72210S0950K101 | 150 | ± 10 | 250 | 25.0 | 530 |
| B72214S0950K101 | 150 | ± 10 | 250 | 50.0 | 870 |
| B72220S0950K101 | 150 | ± 10 | 250 | 100.0 | 1830 |


Leaded varistors
Standard series
Maximum ratings ($T_A = 85\text{ °C}$)

| Ordering code | Type (untaped) SIOV- | V_{RMS} | V_{DC} | i_{max} (8/20 μ s) | W_{max} (2 ms) | P_{max} |
|-----------------|----------------------------|-----------|----------|-----------------------------|---------------------|-----------|
| | | V | V | A | J | W |
| B72205S0111K101 | S05K115 | 115 | 150 | 400 | 3.6 | 0.10 |
| B72207S0111K101 | S07K115 | 115 | 150 | 1200 | 8.4 | 0.25 |
| B72210S0111K101 | S10K115 | 115 | 150 | 2500 | 18.0 | 0.40 |
| B72214S0111K101 | S14K115 | 115 | 150 | 4500 | 30.0 | 0.60 |
| B72220S0111K101 | S20K115 | 115 | 150 | 6500 | 60.0 | 1.00 |
| B72205S0131K101 | S05K130 | 130 | 170 | 400 | 4.2 | 0.10 |
| B72207S0131K101 | S07K130 | 130 | 170 | 1200 | 9.5 | 0.25 |
| B72210S0131K101 | S10K130 | 130 | 170 | 2500 | 19.0 | 0.40 |
| B72214S0131K101 | S14K130 | 130 | 170 | 4500 | 34.0 | 0.60 |
| B72220S0131K101 | S20K130 | 130 | 170 | 8000 | 74.0 | 1.00 |
| B72205S0141K101 | S05K140 | 140 | 180 | 400 | 4.5 | 0.10 |
| B72207S0141K101 | S07K140 | 140 | 180 | 1200 | 10.0 | 0.25 |
| B72210S0141K101 | S10K140 | 140 | 180 | 2500 | 22.0 | 0.40 |
| B72214S0141K101 | S14K140 | 140 | 180 | 4500 | 36.0 | 0.60 |
| B72220S0141K101 | S20K140 | 140 | 180 | 8000 | 78.0 | 1.00 |
| B72205S0151K101 | S05K150 | 150 | 200 | 400 | 4.9 | 0.10 |
| B72207S0151K101 | S07K150 | 150 | 200 | 1200 | 11.0 | 0.25 |
| B72210S0151K101 | S10K150 | 150 | 200 | 2500 | 24.0 | 0.40 |
| B72214S0151K101 | S14K150 | 150 | 200 | 4500 | 40.0 | 0.60 |
| B72220S0151K101 | S20K150 | 150 | 200 | 8000 | 85.0 | 1.00 |
| B72205S0171K101 | S05K175 | 175 | 225 | 400 | 5.6 | 0.10 |
| B72207S0171K101 | S07K175 | 175 | 225 | 1200 | 13.0 | 0.25 |
| B72210S0171K101 | S10K175 | 175 | 225 | 2500 | 28.0 | 0.40 |
| B72214S0171K101 | S14K175 | 175 | 225 | 4500 | 46.0 | 0.60 |
| B72220S0171K101 | S20K175 | 175 | 225 | 8000 | 98.0 | 1.00 |
| B72205S0231K101 | S05K230 | 230 | 300 | 400 | 7.2 | 0.10 |
| B72207S0231K101 | S07K230 | 230 | 300 | 1200 | 17.0 | 0.25 |
| B72210S0231K101 | S10K230 | 230 | 300 | 2500 | 36.0 | 0.40 |
| B72214S0231K101 | S14K230 | 230 | 300 | 4500 | 60.0 | 0.60 |
| B72220S0231K101 | S20K230 | 230 | 300 | 8000 | 130.0 | 1.00 |
| B72205S0251K101 | S05K250 | 250 | 320 | 400 | 8.2 | 0.10 |
| B72207S0251K101 | S07K250 | 250 | 320 | 1200 | 19.0 | 0.25 |
| B72210S0251K101 | S10K250 | 250 | 320 | 2500 | 38.0 | 0.40 |
| B72214S0251K101 | S14K250 | 250 | 320 | 4500 | 65.0 | 0.60 |
| B72220S0251K101 | S20K250 | 250 | 320 | 8000 | 140.0 | 1.00 |


Leaded varistors
Standard series
Characteristics ($T_A = 25\text{ °C}$)

| Ordering code | V_V (1 mA) V | ΔV_V (1 mA) % | $V_{c, \max}$ (i_c) V | i_c A | C_{typ} (1 kHz) pF |
|-----------------|----------------------|-----------------------------|---------------------------------|------------|----------------------------|
| B72205S0111K101 | 180 | ±10 | 300 | 5.0 | 110 |
| B72207S0111K101 | 180 | ±10 | 300 | 10.0 | 220 |
| B72210S0111K101 | 180 | ±10 | 300 | 25.0 | 445 |
| B72214S0111K101 | 180 | ±10 | 300 | 50.0 | 730 |
| B72220S0111K101 | 180 | ±10 | 300 | 100.0 | 1520 |
| B72205S0131K101 | 205 | ±10 | 340 | 5.0 | 100 |
| B72207S0131K101 | 205 | ±10 | 340 | 10.0 | 200 |
| B72210S0131K101 | 205 | ±10 | 340 | 25.0 | 400 |
| B72214S0131K101 | 205 | ±10 | 340 | 50.0 | 650 |
| B72220S0131K101 | 205 | ±10 | 340 | 100.0 | 1340 |
| B72205S0141K101 | 220 | ±10 | 360 | 5.0 | 95 |
| B72207S0141K101 | 220 | ±10 | 360 | 10.0 | 180 |
| B72210S0141K101 | 220 | ±10 | 360 | 25.0 | 370 |
| B72214S0141K101 | 220 | ±10 | 360 | 50.0 | 610 |
| B72220S0141K101 | 220 | ±10 | 360 | 100.0 | 1240 |
| B72205S0151K101 | 240 | ±10 | 395 | 5.0 | 90 |
| B72207S0151K101 | 240 | ±10 | 395 | 10.0 | 170 |
| B72210S0151K101 | 240 | ±10 | 395 | 25.0 | 350 |
| B72214S0151K101 | 240 | ±10 | 395 | 50.0 | 570 |
| B72220S0151K101 | 240 | ±10 | 395 | 100.0 | 1160 |
| B72205S0171K101 | 270 | ±10 | 455 | 5.0 | 75 |
| B72207S0171K101 | 270 | ±10 | 455 | 10.0 | 150 |
| B72210S0171K101 | 270 | ±10 | 455 | 25.0 | 300 |
| B72214S0171K101 | 270 | ±10 | 455 | 50.0 | 490 |
| B72220S0171K101 | 270 | ±10 | 455 | 100.0 | 1000 |
| B72205S0231K101 | 360 | ±10 | 595 | 5.0 | 60 |
| B72207S0231K101 | 360 | ±10 | 595 | 10.0 | 115 |
| B72210S0231K101 | 360 | ±10 | 595 | 25.0 | 230 |
| B72214S0231K101 | 360 | ±10 | 595 | 50.0 | 380 |
| B72220S0231K101 | 360 | ±10 | 595 | 100.0 | 760 |
| B72205S0251K101 | 390 | ±10 | 650 | 5.0 | 55 |
| B72207S0251K101 | 390 | ±10 | 650 | 10.0 | 105 |
| B72210S0251K101 | 390 | ±10 | 650 | 25.0 | 215 |
| B72214S0251K101 | 390 | ±10 | 650 | 50.0 | 350 |
| B72220S0251K101 | 390 | ±10 | 650 | 100.0 | 700 |


Leaded varistors
Standard series
Maximum ratings ($T_A = 85\text{ °C}$)

| Ordering code | Type (untaped) SIOV- | V_{RMS} | V_{DC} | i_{max} (8/20 μ s) | W_{max} (2 ms) | P_{max} |
|-----------------|----------------------------|-----------|----------|-----------------------------|---------------------|-----------|
| | | V | V | A | J | W |
| B72205S0271K101 | S05K275 | 275 | 350 | 400 | 8.6 | 0.10 |
| B72207S0271K101 | S07K275 | 275 | 350 | 1200 | 21.0 | 0.25 |
| B72210S0271K101 | S10K275 | 275 | 350 | 2500 | 43.0 | 0.40 |
| B72214S0271K101 | S14K275 | 275 | 350 | 4500 | 71.0 | 0.60 |
| B72220S0271K101 | S20K275 | 275 | 350 | 8000 | 151.0 | 1.00 |
| B72205S0301K101 | S05K300 | 300 | 385 | 400 | 9.6 | 0.10 |
| B72207S0301K101 | S07K300 | 300 | 385 | 1200 | 23.0 | 0.25 |
| B72210S0301K101 | S10K300 | 300 | 385 | 2500 | 47.0 | 0.40 |
| B72214S0301K101 | S14K300 | 300 | 385 | 4500 | 76.0 | 0.60 |
| B72220S0301K101 | S20K300 | 300 | 385 | 8000 | 173.0 | 1.00 |
| B72210S0321K101 | S10K320 | 320 | 420 | 2500 | 50.0 | 0.40 |
| B72214S0321K101 | S14K320 | 320 | 420 | 4500 | 84.0 | 0.60 |
| B72220S0321K101 | S20K320 | 320 | 420 | 8000 | 184.0 | 1.00 |
| B72205S0381K101 | S05K385 | 385 | 505 | 400 | 13.0 | 0.10 |
| B72207S0381K101 | S07K385 | 385 | 505 | 1200 | 28.0 | 0.25 |
| B72210S0381K101 | S10K385 | 385 | 505 | 2500 | 40.0 | 0.40 |
| B72214S0381K101 | S14K385 | 385 | 505 | 4500 | 80.0 | 0.60 |
| B72220S0381K101 | S20K385 | 385 | 505 | 8000 | 150.0 | 1.00 |
| B72205S0421K101 | S05K420 | 420 | 560 | 400 | 14.0 | 0.10 |
| B72207S0421K101 | S07K420 | 420 | 560 | 1200 | 32.0 | 0.25 |
| B72210S0421K101 | S10K420 | 420 | 560 | 2500 | 45.0 | 0.40 |
| B72214S0421K101 | S14K420 | 420 | 560 | 4500 | 90.0 | 0.60 |
| B72220S0421K101 | S20K420 | 420 | 560 | 8000 | 175.0 | 1.00 |
| B72205S0441K101 | S05K440 | 440 | 585 | 400 | 16.0 | 0.10 |
| B72207S0441K101 | S07K440 | 440 | 585 | 1200 | 34.0 | 0.25 |
| B72210S0441K101 | S10K440 | 440 | 585 | 2500 | 47.0 | 0.40 |
| B72214S0441K101 | S14K440 | 440 | 585 | 4500 | 95.0 | 0.60 |
| B72220S0441K101 | S20K440 | 440 | 585 | 8000 | 185.0 | 1.00 |
| B72205S0461K101 | S05K460 | 460 | 615 | 400 | 18.0 | 0.10 |
| B72207S0461K101 | S07K460 | 460 | 615 | 1200 | 36.0 | 0.25 |
| B72210S0461K101 | S10K460 | 460 | 615 | 2500 | 50.0 | 0.40 |
| B72214S0461K101 | S14K460 | 460 | 615 | 4500 | 100.0 | 0.60 |
| B72220S0461K101 | S20K460 | 460 | 615 | 8000 | 195.0 | 1.00 |


Leaded varistors
Standard series
Characteristics ($T_A = 25\text{ °C}$)

| Ordering code | V_V (1 mA) V | ΔV_V (1 mA) % | $V_{c, \max}$ (i_c) V | i_c A | C_{typ} (1 kHz) pF |
|-----------------|----------------------|-----------------------------|---------------------------------|------------|----------------------------|
| B72205S0271K101 | 430 | ±10 | 710 | 5.0 | 50 |
| B72207S0271K101 | 430 | ±10 | 710 | 10.0 | 95 |
| B72210S0271K101 | 430 | ±10 | 710 | 25.0 | 195 |
| B72214S0271K101 | 430 | ±10 | 710 | 50.0 | 320 |
| B72220S0271K101 | 430 | ±10 | 710 | 100.0 | 630 |
| B72205S0301K101 | 470 | ±10 | 775 | 5.0 | 45 |
| B72207S0301K101 | 470 | ±10 | 775 | 10.0 | 90 |
| B72210S0301K101 | 470 | ±10 | 775 | 25.0 | 180 |
| B72214S0301K101 | 470 | ±10 | 775 | 50.0 | 300 |
| B72220S0301K101 | 470 | ±10 | 775 | 100.0 | 580 |
| B72210S0321K101 | 510 | ±10 | 840 | 25.0 | 170 |
| B72214S0321K101 | 510 | ±10 | 840 | 50.0 | 280 |
| B72220S0321K101 | 510 | ±10 | 840 | 100.0 | 540 |
| B72205S0381K101 | 620 | ±10 | 1025 | 5.0 | 40 |
| B72207S0381K101 | 620 | ±10 | 1025 | 10.0 | 75 |
| B72210S0381K101 | 620 | ±10 | 1025 | 25.0 | 150 |
| B72214S0381K101 | 620 | ±10 | 1025 | 50.0 | 240 |
| B72220S0381K101 | 620 | ±10 | 1025 | 100.0 | 450 |
| B72205S0421K101 | 680 | ±10 | 1120 | 5.0 | 35 |
| B72207S0421K101 | 680 | ±10 | 1120 | 10.0 | 65 |
| B72210S0421K101 | 680 | ±10 | 1120 | 25.0 | 135 |
| B72214S0421K101 | 680 | ±10 | 1120 | 50.0 | 220 |
| B72220S0421K101 | 680 | ±10 | 1120 | 100.0 | 420 |
| B72205S0441K101 | 715 | ±10 | 1180 | 5.0 | 32 |
| B72207S0441K101 | 715 | ±10 | 1180 | 10.0 | 60 |
| B72210S0441K101 | 715 | ±10 | 1180 | 25.0 | 125 |
| B72214S0441K101 | 715 | ±10 | 1180 | 50.0 | 210 |
| B72220S0441K101 | 715 | ±10 | 1180 | 100.0 | 400 |
| B72205S0461K101 | 750 | ±10 | 1240 | 5.0 | 30 |
| B72207S0461K101 | 750 | ±10 | 1240 | 10.0 | 55 |
| B72210S0461K101 | 750 | ±10 | 1240 | 25.0 | 120 |
| B72214S0461K101 | 750 | ±10 | 1240 | 50.0 | 200 |
| B72220S0461K101 | 750 | ±10 | 1240 | 100.0 | 380 |


Leaded varistors
Standard series
Maximum ratings ($T_A = 85\text{ °C}$)

| Ordering code | Type (untaped) SIOV- | V_{RMS} | V_{DC} | i_{max} (8/20 μ s) | W_{max} (2 ms) | P_{max} |
|-----------------|----------------------------|-----------|----------|-----------------------------|---------------------|-----------|
| | | V | V | A | J | W |
| B72210S0511K101 | S10K510 | 510 | 670 | 2500 | 55.0 | 0.40 |
| B72214S0511K101 | S14K510 | 510 | 670 | 4500 | 110.0 | 0.60 |
| B72220S0511K101 | S20K510 | 510 | 670 | 6500 | 190.0 | 1.00 |
| B72210S0551K101 | S10K550 | 550 | 745 | 2500 | 60.0 | 0.40 |
| B72214S0551K101 | S14K550 | 550 | 745 | 4500 | 120.0 | 0.60 |
| B72220S0551K101 | S20K550 | 550 | 745 | 6500 | 210.0 | 1.00 |
| B72210S0621K101 | S10K625 | 625 | 825 | 2500 | 68.0 | 0.40 |
| B72214S0621K101 | S14K625 | 625 | 825 | 4500 | 130.0 | 0.60 |
| B72220S0621K101 | S20K625 | 625 | 825 | 6500 | 230.0 | 1.00 |
| B72210S0681K101 | S10K680 | 680 | 895 | 2500 | 72.0 | 0.40 |
| B72214S0681K101 | S14K680 | 680 | 895 | 4500 | 140.0 | 0.60 |
| B72220S0681K101 | S20K680 | 680 | 895 | 6500 | 250.0 | 1.00 |
| B72214S0102K101 | S14K1000 ¹⁾ | 1100 | 1465 | 4500 | 230.0 | 0.60 |
| B72220S0102K101 | S20K1000 ¹⁾ | 1100 | 1465 | 6500 | 410.0 | 1.00 |

1) Operating voltage differs from type designation.


Leaded varistors
Standard series
Characteristics ($T_A = 25\text{ °C}$)

| Ordering code | V_V (1 mA) V | ΔV_V (1 mA) % | $V_{c, \max}$ (i_c) V | i_c A | C_{typ} (1 kHz) pF |
|-----------------|----------------------|-----------------------------|---------------------------------|------------|----------------------------|
| B72210S0511K101 | 820 | ± 10 | 1355 | 25.0 | 110 |
| B72214S0511K101 | 820 | ± 10 | 1355 | 50.0 | 180 |
| B72220S0511K101 | 820 | ± 10 | 1355 | 100.0 | 340 |
| B72210S0551K101 | 910 | ± 10 | 1500 | 25.0 | 105 |
| B72214S0551K101 | 910 | ± 10 | 1500 | 50.0 | 170 |
| B72220S0551K101 | 910 | ± 10 | 1500 | 100.0 | 320 |
| B72210S0621K101 | 1000 | ± 10 | 1650 | 25.0 | 90 |
| B72214S0621K101 | 1000 | ± 10 | 1650 | 50.0 | 150 |
| B72220S0621K101 | 1000 | ± 10 | 1650 | 100.0 | 280 |
| B72210S0681K101 | 1100 | ± 10 | 1815 | 25.0 | 85 |
| B72214S0681K101 | 1100 | ± 10 | 1815 | 50.0 | 140 |
| B72220S0681K101 | 1100 | ± 10 | 1815 | 100.0 | 250 |
| B72214S0102K101 | 1800 | ± 10 | 2970 | 50.0 | 100 |
| B72220S0102K101 | 1800 | ± 10 | 2970 | 100.0 | 170 |



Leaded varistors
Standard series

Dimensional drawing



1) Seating plane to IEC 60717

VAR0408-C

Weight

| Nominal diameter mm | V _{RMS} V | Weight g |
|------------------------|-----------------------|--------------|
| 5 | 11 ... 460 | 0.3 ... 0.7 |
| 7 | 11 ... 460 | 0.4 ... 1.1 |
| 10 | 11 ... 680 | 1.0 ... 3.0 |
| 14 | 11 ... 1000 | 1.4 ... 7.6 |
| 20 | 11 ... 1000 | 2.7 ... 15.7 |

The weight of varistors in between these voltage classes can be interpolated.

Dimensions

| Ordering code | e ±1 mm | a ±1 mm | b _{max} mm | s _{max} mm | h _{max} mm | l _{min} mm | d ±0.05 mm |
|-----------------|------------|------------|------------------------|------------------------|------------------------|------------------------|---------------|
| B72205S0110K101 | 5.0 | 1.2 | 7.0 | 3.3 | 8.5 | 25.0 | 0.6 |
| B72207S0110K101 | 5.0 | 1.2 | 9.0 | 3.4 | 11.0 | 25.0 | 0.6 |
| B72210S0110K101 | 7.5 | 1.4 | 12.0 | 4.0 | 14.5 | 25.0 | 0.8 |
| B72214S0110K101 | 7.5 | 1.4 | 15.5 | 4.0 | 18.5 | 25.0 | 0.8 |
| B72220S0110K101 | 10.0 | 1.5 | 21.5 | 4.5 | 25.5 | 25.0 | 1.0 |
| B72205S0140K101 | 5.0 | 1.3 | 7.0 | 3.4 | 8.5 | 25.0 | 0.6 |
| B72207S0140K101 | 5.0 | 1.3 | 9.0 | 3.5 | 11.0 | 25.0 | 0.6 |
| B72210S0140K101 | 7.5 | 1.5 | 12.0 | 4.2 | 14.5 | 25.0 | 0.8 |
| B72214S0140K101 | 7.5 | 1.5 | 15.5 | 4.2 | 18.5 | 25.0 | 0.8 |
| B72220S0140K101 | 10.0 | 1.6 | 21.5 | 4.6 | 25.5 | 25.0 | 1.0 |
| B72205S0170K101 | 5.0 | 1.4 | 7.0 | 3.5 | 8.5 | 25.0 | 0.6 |
| B72207S0170K101 | 5.0 | 1.4 | 9.0 | 3.6 | 11.0 | 25.0 | 0.6 |
| B72210S0170K101 | 7.5 | 1.6 | 12.0 | 4.4 | 14.5 | 25.0 | 0.8 |
| B72214S0170K101 | 7.5 | 1.7 | 15.5 | 4.4 | 18.5 | 25.0 | 0.8 |
| B72220S0170K101 | 10.0 | 1.8 | 21.5 | 4.8 | 25.5 | 25.0 | 1.0 |
| B72205S0200K101 | 5.0 | 1.2 | 7.0 | 3.5 | 8.5 | 25.0 | 0.6 |
| B72207S0200K101 | 5.0 | 1.2 | 9.0 | 3.6 | 11.0 | 25.0 | 0.6 |
| B72210S0200K101 | 7.5 | 1.8 | 12.0 | 4.5 | 14.5 | 25.0 | 0.8 |
| B72214S0200K101 | 7.5 | 1.9 | 15.5 | 4.6 | 18.5 | 25.0 | 0.8 |
| B72220S0200K101 | 10.0 | 2.1 | 21.5 | 5.1 | 25.5 | 25.0 | 1.0 |



Leaded varistors

Standard series

Dimensions

| Ordering code | $e \pm 1$ mm | $a \pm 1$ mm | b_{\max} mm | s_{\max} mm | h_{\max} mm | l_{\min} mm | $d \pm 0.05$ mm |
|-----------------|-----------------|-----------------|------------------|------------------|------------------|------------------|--------------------|
| B72205S0250K101 | 5.0 | 1.3 | 7.0 | 3.6 | 8.5 | 25.0 | 0.6 |
| B72207S0250K101 | 5.0 | 1.3 | 9.0 | 3.7 | 11.0 | 25.0 | 0.6 |
| B72210S0250K101 | 7.5 | 1.6 | 12.0 | 4.2 | 14.5 | 25.0 | 0.8 |
| B72214S0250K101 | 7.5 | 1.7 | 15.5 | 4.2 | 18.5 | 25.0 | 0.8 |
| B72220S0250K101 | 10.0 | 1.8 | 21.5 | 4.7 | 25.5 | 25.0 | 1.0 |
| B72205S0300K101 | 5.0 | 1.5 | 7.0 | 3.6 | 8.5 | 25.0 | 0.6 |
| B72207S0300K101 | 5.0 | 1.5 | 9.0 | 3.7 | 11.0 | 25.0 | 0.6 |
| B72210S0300K101 | 7.5 | 1.7 | 12.0 | 4.4 | 14.5 | 25.0 | 0.8 |
| B72214S0300K101 | 7.5 | 1.8 | 15.5 | 4.4 | 18.5 | 25.0 | 0.8 |
| B72220S0300K101 | 10.0 | 2.0 | 21.5 | 4.9 | 25.5 | 25.0 | 1.0 |
| B72205S0350K101 | 5.0 | 1.6 | 7.0 | 3.7 | 8.5 | 25.0 | 0.6 |
| B72207S0350K101 | 5.0 | 1.6 | 9.0 | 3.9 | 11.0 | 25.0 | 0.6 |
| B72210S0350K101 | 7.5 | 1.8 | 12.0 | 4.4 | 14.5 | 25.0 | 0.8 |
| B72214S0350K101 | 7.5 | 2.0 | 15.5 | 4.5 | 18.5 | 25.0 | 0.8 |
| B72220S0350K101 | 10.0 | 2.2 | 21.5 | 5.1 | 25.5 | 25.0 | 1.0 |
| B72205S0400K101 | 5.0 | 1.8 | 7.0 | 3.9 | 8.5 | 25.0 | 0.6 |
| B72207S0400K101 | 5.0 | 1.8 | 9.0 | 4.1 | 11.0 | 25.0 | 0.6 |
| B72210S0400K101 | 7.5 | 2.1 | 12.0 | 4.8 | 14.5 | 25.0 | 0.8 |
| B72214S0400K101 | 7.5 | 2.2 | 15.5 | 4.9 | 18.5 | 25.0 | 0.8 |
| B72220S0400K101 | 10.0 | 2.4 | 21.5 | 5.4 | 25.5 | 25.0 | 1.0 |
| B72205S0500K101 | 5.0 | 1.2 | 7.0 | 3.3 | 8.5 | 25.0 | 0.6 |
| B72207S0500K101 | 5.0 | 1.2 | 9.0 | 3.3 | 11.0 | 25.0 | 0.6 |
| B72210S0500K101 | 7.5 | 1.4 | 12.0 | 3.9 | 14.5 | 25.0 | 0.8 |
| B72214S0500K101 | 7.5 | 1.4 | 15.5 | 3.9 | 18.5 | 25.0 | 0.8 |
| B72220S0500K101 | 10.0 | 1.5 | 21.5 | 4.3 | 25.5 | 25.0 | 1.0 |
| B72205S0600K101 | 5.0 | 1.2 | 7.0 | 3.3 | 8.5 | 25.0 | 0.6 |
| B72207S0600K101 | 5.0 | 1.2 | 9.0 | 3.3 | 11.0 | 25.0 | 0.6 |
| B72210S0600K101 | 7.5 | 1.4 | 12.0 | 4.0 | 14.5 | 25.0 | 0.8 |
| B72214S0600K101 | 7.5 | 1.5 | 15.5 | 4.0 | 18.5 | 25.0 | 0.8 |
| B72220S0600K101 | 10.0 | 1.6 | 21.5 | 4.4 | 25.5 | 25.0 | 1.0 |
| B72205S0750K101 | 5.0 | 1.3 | 7.0 | 3.4 | 8.5 | 25.0 | 0.6 |
| B72207S0750K101 | 5.0 | 1.3 | 9.0 | 3.6 | 11.0 | 25.0 | 0.6 |
| B72210S0750K101 | 7.5 | 1.5 | 12.0 | 4.2 | 14.5 | 25.0 | 0.8 |
| B72214S0750K101 | 7.5 | 1.5 | 15.5 | 4.2 | 18.5 | 25.0 | 0.8 |
| B72220S0750K101 | 10.0 | 1.6 | 21.5 | 4.6 | 25.5 | 25.0 | 1.0 |


Leaded varistors
Standard series
Dimensions

| Ordering code | $e \pm 1$ mm | $a \pm 1$ mm | b_{\max} mm | s_{\max} mm | h_{\max} mm | l_{\min} mm | $d \pm 0.05$ mm |
|-----------------|-----------------|-----------------|------------------|------------------|------------------|------------------|--------------------|
| B72205S0950K101 | 5.0 | 1.3 | 7.0 | 3.4 | 8.5 | 25.0 | 0.6 |
| B72207S0950K101 | 5.0 | 1.3 | 9.0 | 3.4 | 11.0 | 25.0 | 0.6 |
| B72210S0950K101 | 7.5 | 1.5 | 12.0 | 4.0 | 14.5 | 25.0 | 0.8 |
| B72214S0950K101 | 7.5 | 1.5 | 15.5 | 4.0 | 18.5 | 25.0 | 0.8 |
| B72220S0950K101 | 10.0 | 1.6 | 21.5 | 4.5 | 25.5 | 25.0 | 1.0 |
| B72205S0111K101 | 5.0 | 1.5 | 7.0 | 3.6 | 8.5 | 25.0 | 0.6 |
| B72207S0111K101 | 5.0 | 1.5 | 9.0 | 3.6 | 11.0 | 25.0 | 0.6 |
| B72210S0111K101 | 7.5 | 1.6 | 12.0 | 4.2 | 14.5 | 25.0 | 0.8 |
| B72214S0111K101 | 7.5 | 1.7 | 15.5 | 4.2 | 18.5 | 25.0 | 0.8 |
| B72220S0111K101 | 10.0 | 1.8 | 21.5 | 4.6 | 25.5 | 25.0 | 1.0 |
| B72205S0131K101 | 5.0 | 1.6 | 7.0 | 3.6 | 8.5 | 25.0 | 0.6 |
| B72207S0131K101 | 5.0 | 1.6 | 9.0 | 3.6 | 11.0 | 25.0 | 0.6 |
| B72210S0131K101 | 7.5 | 1.8 | 12.0 | 4.2 | 14.5 | 25.0 | 0.8 |
| B72214S0131K101 | 7.5 | 1.9 | 15.5 | 4.2 | 18.5 | 25.0 | 0.8 |
| B72220S0131K101 | 10.0 | 2.0 | 21.5 | 4.7 | 25.5 | 25.0 | 1.0 |
| B72205S0141K101 | 5.0 | 1.7 | 7.0 | 3.7 | 8.5 | 25.0 | 0.6 |
| B72207S0141K101 | 5.0 | 1.7 | 9.0 | 3.7 | 11.0 | 25.0 | 0.6 |
| B72210S0141K101 | 7.5 | 1.9 | 12.0 | 4.3 | 14.5 | 25.0 | 0.8 |
| B72214S0141K101 | 7.5 | 2.0 | 15.5 | 4.3 | 18.5 | 25.0 | 0.8 |
| B72220S0141K101 | 10.0 | 2.1 | 21.5 | 4.8 | 25.5 | 25.0 | 1.0 |
| B72205S0151K101 | 5.0 | 1.8 | 7.0 | 3.8 | 8.5 | 25.0 | 0.6 |
| B72207S0151K101 | 5.0 | 1.8 | 9.0 | 3.8 | 11.0 | 25.0 | 0.6 |
| B72210S0151K101 | 7.5 | 2.0 | 12.0 | 4.4 | 14.5 | 25.0 | 0.8 |
| B72214S0151K101 | 7.5 | 2.1 | 15.5 | 4.4 | 18.5 | 25.0 | 0.8 |
| B72220S0151K101 | 10.0 | 2.2 | 21.5 | 4.9 | 25.5 | 25.0 | 1.0 |
| B72205S0171K101 | 5.0 | 2.0 | 7.0 | 3.9 | 8.5 | 25.0 | 0.6 |
| B72207S0171K101 | 5.0 | 2.0 | 9.0 | 4.0 | 11.0 | 25.0 | 0.6 |
| B72210S0171K101 | 7.5 | 2.2 | 12.0 | 4.6 | 14.5 | 25.0 | 0.8 |
| B72214S0171K101 | 7.5 | 2.2 | 15.5 | 4.6 | 18.5 | 25.0 | 0.8 |
| B72220S0171K101 | 10.0 | 2.3 | 21.5 | 5.0 | 25.5 | 25.0 | 1.0 |
| B72205S0231K101 | 5.0 | 1.8 | 7.0 | 4.0 | 8.5 | 25.0 | 0.6 |
| B72207S0231K101 | 5.0 | 1.8 | 9.0 | 4.0 | 11.0 | 25.0 | 0.6 |
| B72210S0231K101 | 7.5 | 2.0 | 12.0 | 4.7 | 14.5 | 25.0 | 0.8 |
| B72214S0231K101 | 7.5 | 2.0 | 15.5 | 4.7 | 18.5 | 25.0 | 0.8 |
| B72220S0231K101 | 10.0 | 2.1 | 21.5 | 5.1 | 25.5 | 25.0 | 1.0 |

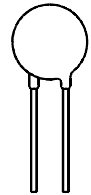


Leaded varistors

Standard series

Dimensions

| Ordering code | $e \pm 1$ mm | $a \pm 1$ mm | b_{\max} mm | s_{\max} mm | h_{\max} mm | l_{\min} mm | $d \pm 0.05$ mm |
|-----------------|-----------------|-----------------|------------------|------------------|------------------|------------------|--------------------|
| B72205S0251K101 | 5.0 | 1.8 | 7.0 | 4.2 | 8.5 | 25.0 | 0.6 |
| B72207S0251K101 | 5.0 | 1.8 | 9.0 | 4.2 | 11.0 | 25.0 | 0.6 |
| B72210S0251K101 | 7.5 | 2.0 | 12.0 | 4.8 | 14.5 | 25.0 | 0.8 |
| B72214S0251K101 | 7.5 | 2.0 | 15.5 | 4.8 | 18.5 | 25.0 | 0.8 |
| B72220S0251K101 | 10.0 | 2.2 | 21.5 | 5.3 | 25.5 | 25.0 | 1.0 |
| B72205S0271K101 | 5.0 | 2.0 | 7.0 | 4.3 | 8.5 | 25.0 | 0.6 |
| B72207S0271K101 | 5.0 | 2.0 | 9.0 | 4.4 | 11.0 | 25.0 | 0.6 |
| B72210S0271K101 | 7.5 | 2.2 | 12.0 | 5.0 | 14.5 | 25.0 | 0.8 |
| B72214S0271K101 | 7.5 | 2.2 | 15.5 | 5.0 | 18.5 | 25.0 | 0.8 |
| B72220S0271K101 | 10.0 | 2.3 | 21.5 | 5.4 | 25.5 | 25.0 | 1.0 |
| B72205S0301K101 | 5.0 | 2.1 | 7.0 | 4.5 | 8.5 | 25.0 | 0.6 |
| B72207S0301K101 | 5.0 | 2.1 | 9.0 | 4.5 | 11.0 | 25.0 | 0.6 |
| B72210S0301K101 | 7.5 | 2.3 | 12.0 | 5.1 | 14.5 | 25.0 | 0.8 |
| B72214S0301K101 | 7.5 | 2.3 | 15.5 | 5.2 | 18.5 | 25.0 | 0.8 |
| B72220S0301K101 | 10.0 | 2.4 | 21.5 | 5.6 | 25.5 | 25.0 | 1.0 |
| B72210S0321K101 | 7.5 | 2.4 | 12.0 | 5.4 | 15.0 | 25.0 | 0.8 |
| B72214S0321K101 | 7.5 | 2.4 | 15.5 | 5.4 | 19.0 | 25.0 | 0.8 |
| B72220S0321K101 | 10.0 | 2.6 | 21.5 | 5.8 | 25.5 | 25.0 | 1.0 |
| B72205S0381K101 | 5.0 | 2.5 | 7.0 | 5.1 | 9.0 | 25.0 | 0.6 |
| B72207S0381K101 | 5.0 | 2.5 | 9.0 | 5.2 | 11.5 | 25.0 | 0.6 |
| B72210S0381K101 | 7.5 | 2.7 | 12.0 | 5.8 | 15.0 | 25.0 | 0.8 |
| B72214S0381K101 | 7.5 | 2.7 | 15.5 | 5.9 | 19.0 | 25.0 | 0.8 |
| B72220S0381K101 | 10.0 | 2.8 | 21.5 | 6.3 | 26.0 | 25.0 | 1.0 |
| B72205S0421K101 | 5.0 | 2.8 | 7.0 | 5.4 | 9.0 | 25.0 | 0.6 |
| B72207S0421K101 | 5.0 | 2.8 | 9.0 | 5.4 | 11.5 | 25.0 | 0.6 |
| B72210S0421K101 | 7.5 | 2.9 | 12.0 | 6.1 | 15.0 | 25.0 | 0.8 |
| B72214S0421K101 | 7.5 | 2.9 | 15.5 | 6.1 | 19.0 | 25.0 | 0.8 |
| B72220S0421K101 | 10.0 | 3.1 | 21.5 | 6.5 | 26.0 | 25.0 | 1.0 |
| B72205S0441K101 | 5.0 | 2.8 | 7.0 | 5.5 | 9.0 | 25.0 | 0.6 |
| B72207S0441K101 | 5.0 | 2.8 | 9.0 | 5.5 | 11.5 | 25.0 | 0.6 |
| B72210S0441K101 | 7.5 | 3.0 | 12.0 | 6.2 | 15.0 | 25.0 | 0.8 |
| B72214S0441K101 | 7.5 | 3.0 | 15.5 | 6.3 | 19.0 | 25.0 | 0.8 |
| B72220S0441K101 | 10.0 | 3.1 | 21.5 | 6.7 | 26.0 | 25.0 | 1.0 |


Leaded varistors
Standard series
Dimensions

| Ordering code | $e \pm 1$ mm | $a \pm 1$ mm | b_{\max} mm | s_{\max} mm | h_{\max} mm | l_{\min} mm | $d \pm 0.05$ mm |
|-----------------|-----------------|-----------------|------------------|------------------|------------------|------------------|--------------------|
| B72205S0461K101 | 5.0 | 3.0 | 7.0 | 5.7 | 9.0 | 25.0 | 0.6 |
| B72207S0461K101 | 5.0 | 3.0 | 9.0 | 5.7 | 11.5 | 25.0 | 0.6 |
| B72210S0461K101 | 7.5 | 3.1 | 12.0 | 6.3 | 15.0 | 25.0 | 0.8 |
| B72214S0461K101 | 7.5 | 3.1 | 15.5 | 6.4 | 19.0 | 25.0 | 0.8 |
| B72220S0461K101 | 10.0 | 3.3 | 21.5 | 6.8 | 26.0 | 25.0 | 1.0 |
| B72210S0511K101 | 7.5 | 3.4 | 12.0 | 6.7 | 15.0 | 25.0 | 0.8 |
| B72214S0511K101 | 7.5 | 3.4 | 15.5 | 6.8 | 19.0 | 25.0 | 0.8 |
| B72220S0511K101 | 10.0 | 3.5 | 21.5 | 7.1 | 26.0 | 25.0 | 1.0 |
| B72210S0551K101 | 7.5 | 3.7 | 12.0 | 7.1 | 15.0 | 25.0 | 0.8 |
| B72214S0551K101 | 7.5 | 3.7 | 15.5 | 7.2 | 19.0 | 25.0 | 0.8 |
| B72220S0551K101 | 10.0 | 3.9 | 21.5 | 7.5 | 26.0 | 25.0 | 1.0 |
| B72210S0621K101 | 7.5 | 4.0 | 12.0 | 7.5 | 15.0 | 25.0 | 0.8 |
| B72214S0621K101 | 7.5 | 4.0 | 15.5 | 7.5 | 19.0 | 25.0 | 0.8 |
| B72220S0621K101 | 10.0 | 4.2 | 21.5 | 7.9 | 26.0 | 25.0 | 1.0 |
| B72210S0681K101 | 7.5 | 4.4 | 12.0 | 7.9 | 15.0 | 25.0 | 0.8 |
| B72214S0681K101 | 7.5 | 4.4 | 15.5 | 8.0 | 19.0 | 25.0 | 0.8 |
| B72220S0681K101 | 10.0 | 4.5 | 21.5 | 8.4 | 26.0 | 25.0 | 1.0 |
| B72214S0102K101 | 7.5 | 6.7 | 15.5 | 11.0 | 20.5 | 25.0 | 0.8 |
| B72220S0102K101 | 10.0 | 6.9 | 21.5 | 11.4 | 28.5 | 25.0 | 1.0 |


Leaded varistors
Standard series
Reliability data

| Test | Test methods/conditions | Requirement |
|---|--|--|
| Varistor voltage | The voltage between two terminals with the specified measuring current applied is called V_V (1 mA _{DC} @ 0.2 ... 2 s). | To meet the specified value. |
| Clamping voltage | The maximum voltage between two terminals with the specified standard impulse current (8/20 μ s) applied. | To meet the specified value. |
| Max. AC operating voltage | CECC 42 000, test 4.20 1000 h at UCT After having continuously applied the maximum allowable voltage at UCT ± 2 °C for 1000 h, the specimen shall be stored at room temperature and normal humidity for 1 to 2 h. Thereafter, the change of V_V shall be measured. | $ \Delta V/V (1 \text{ mA}) \leq 10\%$ |
| Surge current derating, 8/20 μ s | CECC 42 000, test C 2.1 100 surge currents (8/20 μ s), unipolar, interval 30 s, amplitude corresponding to derating curve for 100 impulses at 20 μ s | $ \Delta V/V (1 \text{ mA}) \leq 10\%$ (measured in direction of surge current) No visible damage |
| Surge current derating, 2 ms | CECC 42 000, test C 2.1 100 surge currents (2 ms), unipolar, interval 120 s, amplitude corresponding to derating curve for 100 impulses at 2 ms | $ \Delta V/V (1 \text{ mA}) \leq 10\%$ (measured in direction of surge current) No visible damage |
| Electric strength | CECC 42 000, test 4.7 Metal balls method, 2500 V _{RMS} , 60 s The varistor is placed in a container holding 1.6 \pm 0.2 mm diameter metal balls such that only the terminations of the varistor are protruding. The specified voltage shall be applied between both terminals of the specimen connected together and the electrode inserted between the metal balls. | No breakdown |


Reliability data

| Test | Test methods/conditions | Requirement |
|--------------------------|---|---|
| Climatic sequence | CECC 42 000, test 4.16 The specimen shall be subjected to: a) dry heat at UCT, 16 h b) damp heat, 1st cycle: 55 °C, 93% r. H., 24 h c) cold, LCT, 2 h d) damp heat, additional 5 cycles: 55 °C/25 °C, 93% r. H., 24 h/cycle. Then the specimen shall be stored at room temperature and normal humidity for 1 to 2 h. Thereafter, the change of V_V shall be measured. Thereafter, insulation resistance R_{ins} shall be measured according to CECC 42 000, test 4.8 at $V = 500$ V. | $ \Delta V/V (1 \text{ mA}) \leq 10\%$ $R_{ins} \geq 1 \text{ M}\Omega$ |
| Fast temperature cycling | IEC 60068-2-14, test Na, LCT/UCT, dwell time 30 min, 5 cycles | $ \Delta V/V (1 \text{ mA}) \leq 5\%$ No visible damage |
| Damp heat, steady state | The specimen shall be subjected to 40 ± 2 °C, 90 to 95% r. H. for 56 days without load / with 10% of the maximum continuous DC operating voltage V_{DC} . Then stored at room temperature and normal humidity for 1 to 2 h. Thereafter, the change of V_V shall be measured. Thereafter, insulation resistance R_{ins} shall be measured according to CECC 42 000, test 4.8 at $V = 500$ V. | $ \Delta V/V (1 \text{ mA}) \leq 10\%$ $R_{ins} \geq 1 \text{ M}\Omega$ |
| Solderability | IEC 60068-2-20, test Ta, method 1 with modified conditions for lead-free solder alloys: 245 °C, 3 s: After dipping the terminals to a depth of approximately 3 mm from the body in a soldering bath of 245 °C for 3 s, the terminals shall be visually examined. | The inspection shall be carried out under adequate light with normal eyesight or with the assistance of a magnifier capable of giving a magnification of 4 to 10 times. The dipped surface shall be covered with a smooth and bright solder coating with no more than small amounts of scattered imperfections such as pinholes or un-wetted or de-wetted areas. These imperfections shall not be concentrated in one area. |



Leaded varistors

Standard series

Reliability data

| Test | Test methods/conditions | Requirement |
|------------------------------|--|---|
| Resistance to soldering heat | IEC 60068-2-20, test Tb, method 1A, 260 °C, 10 s: Each lead shall be dipped into a solder bath having a temperature of 260 ± 5 °C to a point 2.0 to 2.5 mm from the body of the specimen, be held there for 10 ± 1 s and then be stored at room temperature and normal humidity for 1 to 2 h. The change of V_v shall be measured and the specimen shall be visually examined. | $ \Delta V/V (1 \text{ mA}) \leq 5\%$ No visible damage |
| Tensile strength | IEC 60068-2-21, test Ua1 After gradually applying the force specified below and keeping the unit fixed for 10 s, the terminal shall be visually examined for any damage. Force for wire diameter: 0.6 mm = 10 N 0.8 mm = 10 N 1.0 mm = 20 N | $ \Delta V/V (1 \text{ mA}) \leq 5\%$ No break of solder joint, no wire break |
| Vibration | IEC 60068-2, test Fc Frequency range: 10 ... 55 Hz Amplitude: 0.75 mm or 98 m/s ² Duration: 6 h (3 · 2 h) Pulse: sine wave After repeatedly applying a single harmonic vibration according to the table above. The change of V_v shall be measured and the specimen shall be visually examined. | $ \Delta V/V (1 \text{ mA}) \leq 5\%$ No visible damage |
| Bump | IEC 60068-2-29, test Eb Pulse duration: 6 ms Max. acceleration: 400 m/s ² Number of bumps: 4000 Pulse: half sine | $ \Delta V/V (1 \text{ mA}) \leq 5\%$ No visible damage |
| Flammability | IEC 60695-2-2 (needle flame test) Severity: vertical 10 s | 5 s max. |

Note:

UCT = Upper category temperature / LCT = Lower category temperature / R_{ins} = Insulation resistance to CECC 42 000, test 4.8



Leaded varistors
Standard series

v/i characteristics

$v = f(i)$ – for explanation of the characteristics refer to “General technical information”, 1.6.3

A = Leakage current { for worst-case
B = Protection level { varistor tolerances



SIOV-S05 ...



Leaded varistors

Standard series

v/i characteristics

$v = f(i)$ – for explanation of the characteristics refer to “General technical information”, 1.6.3

A = Leakage current
B = Protection level

{ for worst-case varistor tolerances



SIOV-S07 ...



Leaded varistors
Standard series

v/i characteristics

$v = f(i)$ – for explanation of the characteristics refer to “General technical information”, 1.6.3

A = Leakage current
B = Protection level { for worst-case varistor tolerances



SIOV-S10 ...

Please read *Cautions and warnings* and *Important notes* at the end of this document.



Leaded varistors

Standard series

v/i characteristics

$v = f(i)$ – for explanation of the characteristics refer to “General technical information”, 1.6.3

A = Leakage current
B = Protection level

for worst-case varistor tolerances



SIOV-S14 ...

Please read *Cautions and warnings* and *Important notes* at the end of this document.

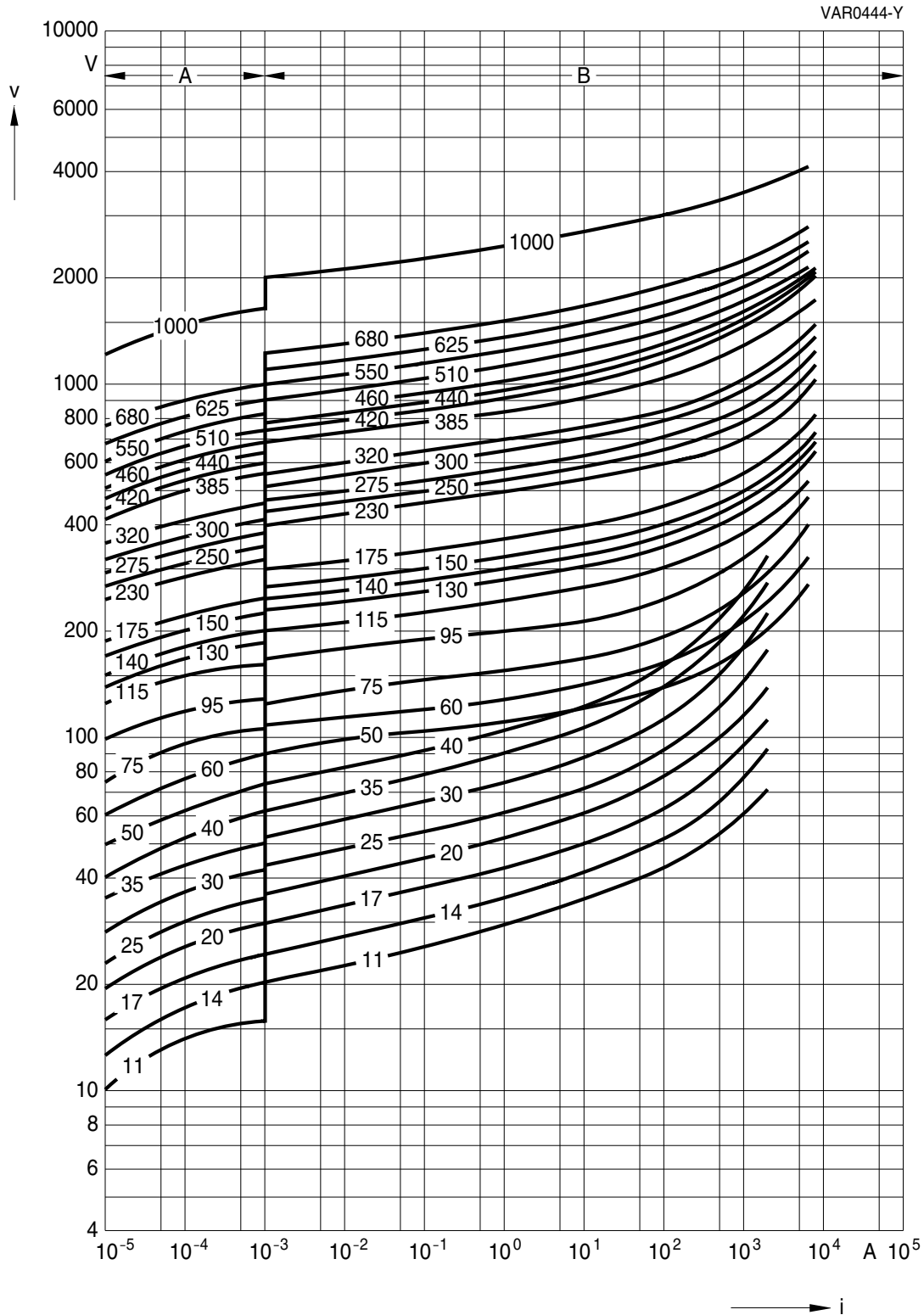


Leaded varistors
Standard series

v/i characteristics

$v = f(i)$ – for explanation of the characteristics refer to “General technical information”, 1.6.3

A = Leakage current { for worst-case
B = Protection level } varistor tolerances



SIOV-S20 ...

Please read *Cautions and warnings* and *Important notes* at the end of this document.



Leaded varistors

Standard series

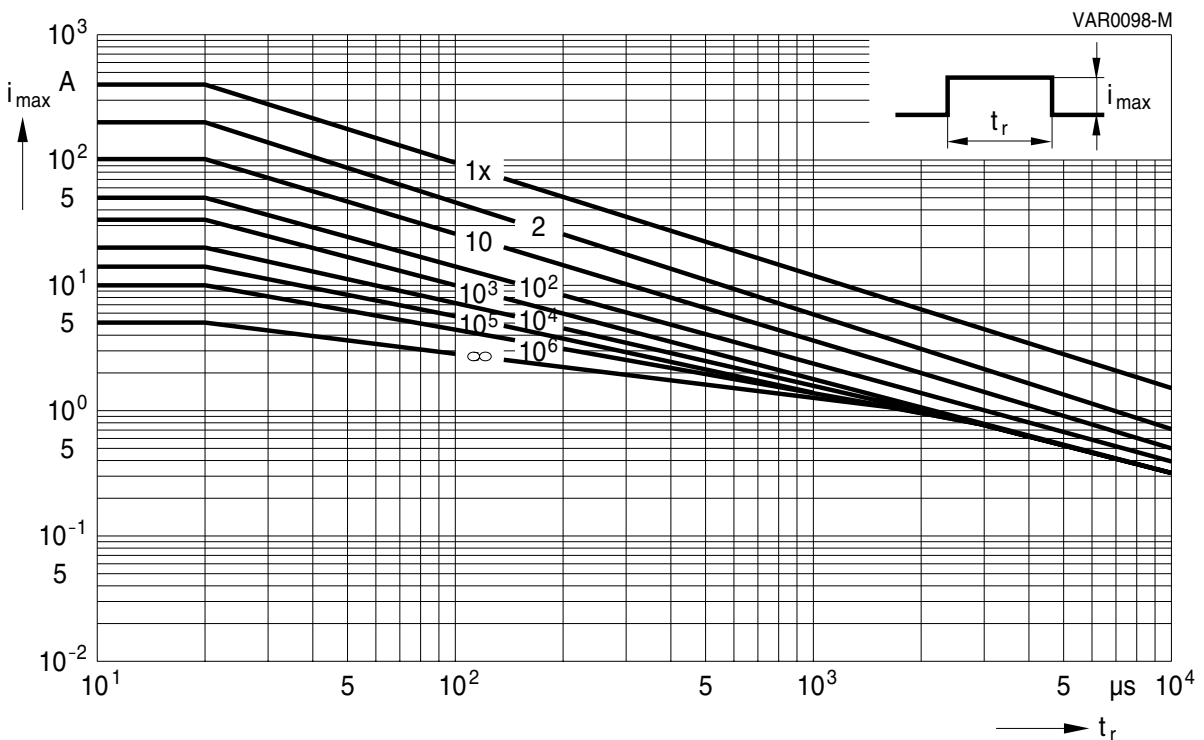
Derating curves

Maximum surge current $i_{\max} = f(t_r, \text{pulse train})$

For explanation of the derating curves refer to "General technical information", section 1.8.1



SIOV-S05K11 ... K40



SIOV-S05K50 ... K460



Leaded varistors
Standard series

Derating curves

Maximum surge current $i_{max} = f(t_r, \text{pulse train})$

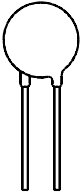
For explanation of the derating curves refer to "General technical information", section 1.8.1



SIOV-S07K11 ... K40



SIOV-S07K50 ... K460



Leaded varistors

Standard series

Derating curves

Maximum surge current $i_{\max} = f(t_r, \text{pulse train})$

For explanation of the derating curves refer to "General technical information", section 1.8.1



SIOV-S10K11 ... K40



SIOV-S10K50 ... K320



Leaded varistors
Standard series

Derating curves

Maximum surge current $i_{max} = f(t_r, \text{pulse train})$

For explanation of the derating curves refer to "General technical information", section 1.8.1



SIOV-S10K385 ... K680



SIOV-S14K11 ... K40



Leaded varistors

Standard series

Derating curves

Maximum surge current $i_{\max} = f(t_r, \text{pulse train})$

For explanation of the derating curves refer to "General technical information", section 1.8.1



SIOV-S14K50 ... K320



SIOV-S14K385 ... K1000



Leaded varistors
Standard series

Derating curves

Maximum surge current $i_{max} = f(t_r, \text{pulse train})$

For explanation of the derating curves refer to "General technical information", section 1.8.1



SIOV-S20K11 ... K40



SIOV-S20K50 ... K115



Leaded varistors

Standard series

Derating curves

Maximum surge current $i_{\max} = f(t_r, \text{pulse train})$

For explanation of the derating curves refer to "General technical information", section 1.8.1



SIOV-S20K130 ... K320



SIOV-S20K385 ... K460



Leaded varistors
Standard series

Derating curves

Maximum surge current $i_{max} = f(t_r, \text{pulse train})$

For explanation of the derating curves refer to "General technical information", section 1.8.1



SIOV-S20K510 ... K1000

Cautions and warnings

General

1. EPCOS metal oxide varistors (SIOVs) are designed for specific applications and should not be used for purposes not identified in our specifications, application notes and data books unless otherwise agreed with EPCOS during the design-in-phase.
2. Ensure suitability of SIOVs through reliability testing during the design-in phase. SIOVs should be evaluated taking into consideration worst-case conditions.
3. For applications of SIOVs in line-to-ground circuits based on various international and local standards there are restrictions existing or additional safety measures required.

Storage

1. Store SIOVs only in original packaging. Do not open the package before storage.
2. Storage conditions in original packaging:
Storage temperature: $-25\text{ °C} \dots +45\text{ °C}$
Relative humidity: $<75\%$ annual average,
 $<95\%$ on maximum 30 days a year.
Dew precipitation: Is to be avoided.
3. Avoid contamination of an SIOV's surface during storage, handling and processing.
4. Avoid storage of SIOVs in harmful environments that can affect the function during long-term operation (examples given under operation precautions).
5. The SIOV type series should be soldered within the time specified:
SIOV-S, -Q, -LS 24 months
ETFV and SFS types 12 months.

Handling

1. SIOVs must not be dropped.
2. Components must not be touched with bare hands. Gloves are recommended.
3. Avoid contamination of the surface of SIOV electrodes during handling, be careful of the sharp edge of SIOV electrodes.

Soldering (where applicable)

1. Use rosin-type flux or non-activated flux.
2. Insufficient preheating may cause ceramic cracks.
3. Rapid cooling by dipping in solvent is not recommended.
4. Complete removal of flux is recommended.

Leaded varistors

Standard series

Mounting

1. Potting, sealing or adhesive compounds can produce chemical reactions in the SIOV ceramic that will degrade the component's electrical characteristics.
2. Overloading SIOVs may result in ruptured packages and expulsion of hot materials. For this reason SIOVs should be physically shielded from adjacent components.

Operation

1. Use SIOVs only within the specified temperature operating range.
2. Use SIOVs only within the specified voltage and current ranges.
3. Environmental conditions must not harm SIOVs. Use SIOVs only in normal atmospheric conditions. Avoid use in the presence of deoxidizing gases (chlorine gas, hydrogen sulfide gas, ammonia gas, sulfuric acid gas, etc), corrosive agents, humid or salty conditions. Avoid contact with any liquids and solvents.

Important notes

The following applies to all products named in this publication:

1. Some parts of this publication contain **statements about the suitability of our products for certain areas of application**. These statements are based on our knowledge of typical requirements that are often placed on our products in the areas of application concerned. We nevertheless expressly point out **that such statements cannot be regarded as binding statements about the suitability of our products for a particular customer application**. As a rule, EPCOS is either unfamiliar with individual customer applications or less familiar with them than the customers themselves. For these reasons, it is always ultimately incumbent on the customer to check and decide whether an EPCOS product with the properties described in the product specification is suitable for use in a particular customer application.
2. We also point out that **in individual cases, a malfunction of passive electronic components or failure before the end of their usual service life cannot be completely ruled out in the current state of the art, even if they are operated as specified**. In customer applications requiring a very high level of operational safety and especially in customer applications in which the malfunction or failure of a passive electronic component could endanger human life or health (e.g. in accident prevention or life-saving systems), it must therefore be ensured by means of suitable design of the customer application or other action taken by the customer (e.g. installation of protective circuitry or redundancy) that no injury or damage is sustained by third parties in the event of malfunction or failure of a passive electronic component.
3. **The warnings, cautions and product-specific notes must be observed.**
4. In order to satisfy certain technical requirements, **some of the products described in this publication may contain substances subject to restrictions in certain jurisdictions (e.g. because they are classed as hazardous)**. Useful information on this will be found in our Material Data Sheets on the Internet (www.epcos.com/material). Should you have any more detailed questions, please contact our sales offices.
5. We constantly strive to improve our products. Consequently, **the products described in this publication may change from time to time**. The same is true of the corresponding product specifications. Please check therefore to what extent product descriptions and specifications contained in this publication are still applicable before or when you place an order. We also **reserve the right to discontinue production and delivery of products**. Consequently, we cannot guarantee that all products named in this publication will always be available. The aforementioned does not apply in the case of individual agreements deviating from the foregoing for customer-specific products.
6. Unless otherwise agreed in individual contracts, **all orders are subject to the current version of the “General Terms of Delivery for Products and Services in the Electrical Industry” published by the German Electrical and Electronics Industry Association (ZVEI)**.
7. The trade names EPCOS, BAOKE, Alu-X, CeraDiode, CSSP, DSSP, MiniBlue, MKK, MLSC, MotorCap, PCC, PhaseCap, PhaseMod, SIFERRIT, SIFI, SIKOREL, SilverCap, SIMDAD, SIMID, SineFormer, SIOV, SIP5D, SIP5K, ThermoFuse, WindCap are **trademarks registered or pending** in Europe and in other countries. Further information will be found on the Internet at www.epcos.com/trademarks.



Компания «ЭлектроПласт» предлагает заключение долгосрочных отношений при поставках импортных электронных компонентов на взаимовыгодных условиях!

Наши преимущества:

- Оперативные поставки широкого спектра электронных компонентов отечественного и импортного производства напрямую от производителей и с крупнейших мировых складов;
- Поставка более 17-ти миллионов наименований электронных компонентов;
- Поставка сложных, дефицитных, либо снятых с производства позиций;
- Оперативные сроки поставки под заказ (от 5 рабочих дней);
- Экспресс доставка в любую точку России;
- Техническая поддержка проекта, помощь в подборе аналогов, поставка прототипов;
- Система менеджмента качества сертифицирована по Международному стандарту ISO 9001;
- Лицензия ФСБ на осуществление работ с использованием сведений, составляющих государственную тайну;
- Поставка специализированных компонентов (Xilinx, Altera, Analog Devices, Intersil, Interpoint, Microsemi, Aeroflex, Peregrine, Syfer, Eurofarad, Texas Instrument, Miteq, Cobham, E2V, MA-COM, Hittite, Mini-Circuits, General Dynamics и др.);

Помимо этого, одним из направлений компании «ЭлектроПласт» является направление «Источники питания». Мы предлагаем Вам помощь Конструкторского отдела:

- Подбор оптимального решения, техническое обоснование при выборе компонента;
- Подбор аналогов;
- Консультации по применению компонента;
- Поставка образцов и прототипов;
- Техническая поддержка проекта;
- Защита от снятия компонента с производства.



Как с нами связаться

Телефон: 8 (812) 309 58 32 (многоканальный)

Факс: 8 (812) 320-02-42

Электронная почта: org@eplast1.ru

Адрес: 198099, г. Санкт-Петербург, ул. Калинина, дом 2, корпус 4, литера А.