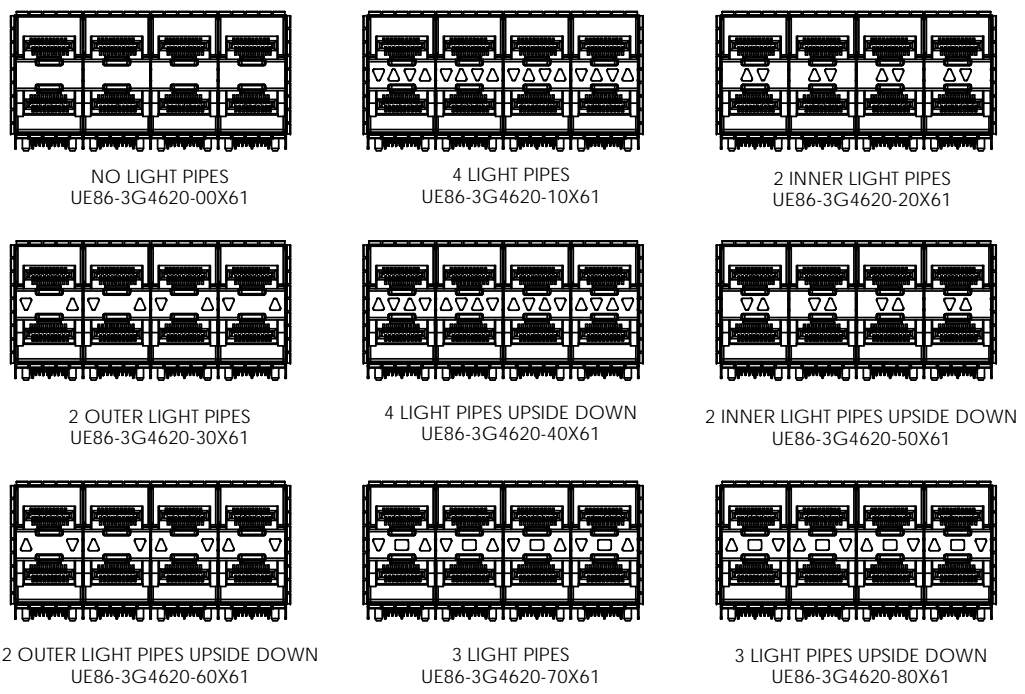
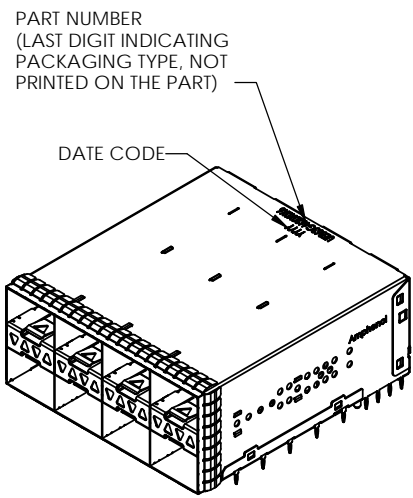


AMPHENOL PART NUMBER CONFIGURATION
UE86-3G4620-X0X61

- LIGHT PIPE OPTION**
- 0 - NO LIGHT PIPE
 - 1 - 4 LP PER 2X1, NORMAL ORIENTATION
 - 2 - 2 INNER LP PER 2X1, NORMAL ORIENTATION
 - 3 - 2 OUTER LP PER 2X1, NORMAL ORIENTATION
 - 4 - 4 LP PER 2X1, REVERSING ORIENTATION
 - 5 - 2 INNER LP PER 2X1, REVERSING ORIENTATION
 - 6 - 2 OUTER LP PER 2X1, REVERSING ORIENTATION
 - 7 - 3 LP PER 2X1, 2 OUTER LP, NORMAL ORIENTATION
 - 8 - 3 LP PER 2X1, 2 OUTER LP, REVERSING ORIENTATION

- PACKAGING**
- 1 - TRAY PACKAGING (STACKED)
- PLATING OPTIONS FOR CONNECTOR**
- 2 - 30µ" GOLD PLATING ON MATING AREA
15-100µ" MATTE TIN ON TERMINATION
 - 3 - 30µ" GOLD PLATING ON MATING AREA
150-300µ" MATTE TIN ON TERMINATION
 - 5 - 15µ" GOLD PLATING ON MATING AREA
15-100µ" MATTE TIN ON TERMINATION
 - 6 - 15µ" GOLD PLATING ON MATING AREA
150-300µ" MATTE TIN ON TERMINATION

REVISIONS				
REV.	ECN	DESCRIPTION	DATE	APPROVED
A		PROPOSAL	FEB 07/14	J. SI
B		UPDATE PLATING OPTIONS	JUN 25/14	J.SI
C		UPDATE NOTES	AUG 19/14	J.SI



MATERIAL: (RoHS COMPLIANT)

1. CAGE - PRESS FIT: COPPER ALLOY (NICKEL SILVER)
2. CONNECTOR - PRESS FIT:
- PLASTIC HOUSING: LCP, FLAMMABILITY RATING UL94-V0
- CONTACTS: PHOSPHOR BRONZE
3. LIGHT PIPE: CLEAR POLYCARBONATE, FLAMMABILITY RATING UL94-V0
4. PACKAGING: TRAY PACKAGING
5. TEMPERATURE RANGE: -40°C TO +85°C



THIS DOCUMENT CONTAINS PROPRIETARY INFORMATION AND SUCH INFORMATION MAY NOT BE DISCLOSED TO OTHERS FOR ANY PURPOSE OR USED FOR MANUFACTURING PURPOSES WITHOUT WRITTEN PERMISSION FROM AMPHENOL CANADA CORP.

UNLESS SPECIFIED OTHERWISE	DRAWN	P. OU	FEB 07/14
DIMENSIONS ARE IN MILLIMETERS	CHECKED	J. SI	FEB 07/14
REFERENCE IN PARENTHESES	M.E. APP'D		
GENERAL TOLERANCES	Q.A. APP'D		
1 DECIMAL PLACE ±0.25	DWG APP'D	J. SI	FEB 07/14
2 DECIMAL PLACE ±0.15	MATERIAL AND FINISH	SEE NOTES	
3 DECIMAL PLACE N/A	REF.	ECN Exxxxx	
ANGULAR DEGREES ±1°	THIRD ANGLE PROJECTION		
ENG. REL. NO.	DO NOT SCALE DRAWING		

Amphenol High Speed Interconnects
 A Division of Amphenol Corp. www.amphenolcanada.com

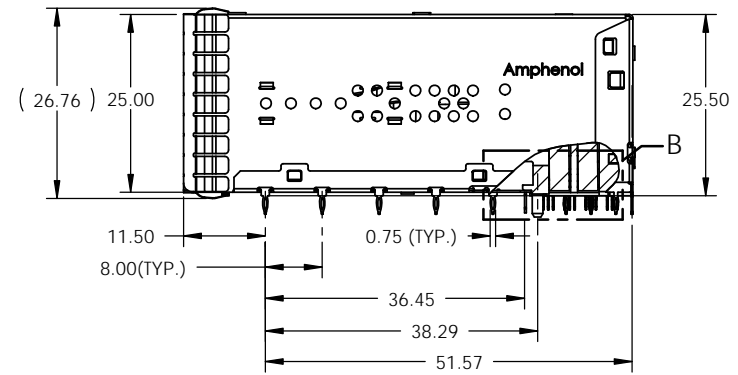
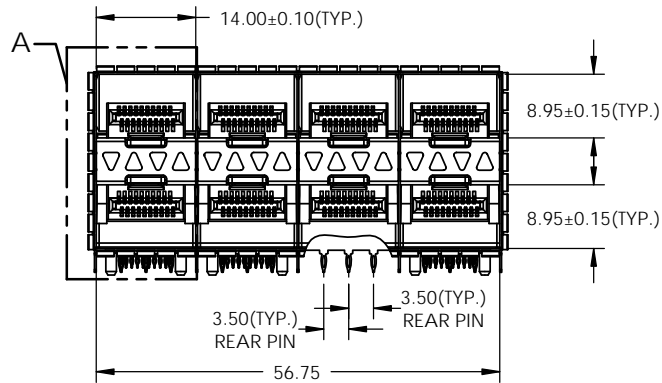
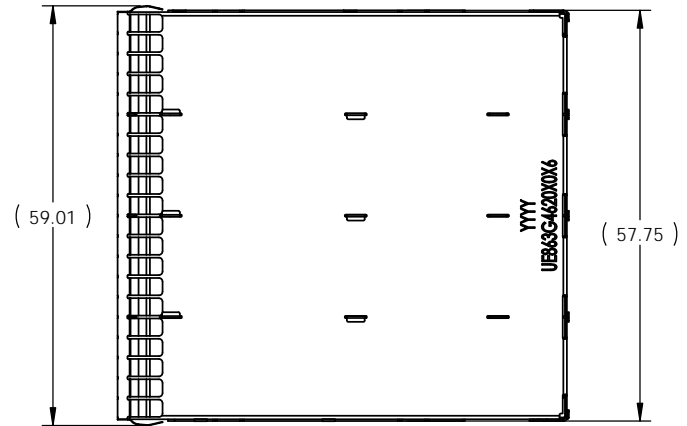
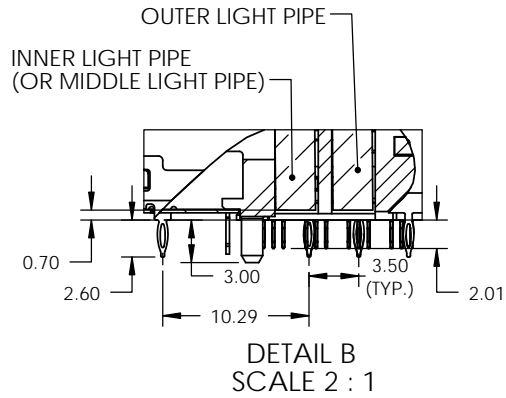
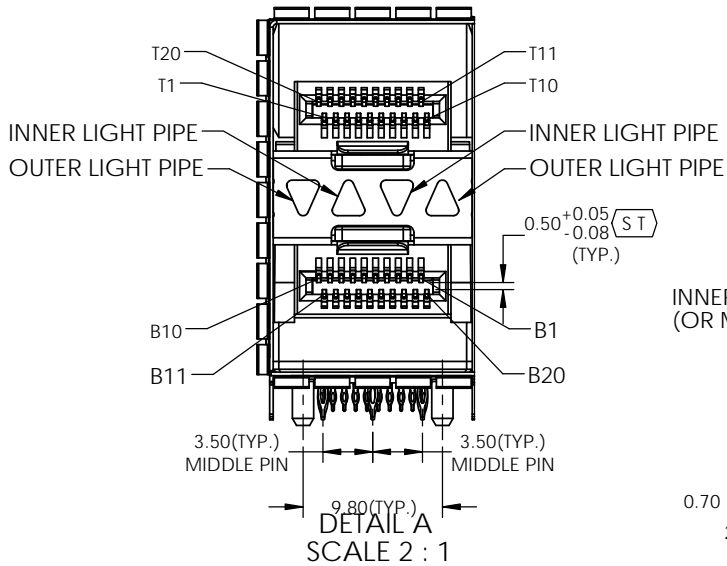
2X4 SFP ULTRAPORT WITH LIGHT PIPE OPTIONS AND EMI SPRING FINGER

DWG. NO. P-UE86-3G4620-X0X61

REV C

CODE ID NO. 03554 | DWG SIZE: A4 | SCALE: 2:3 | SHEET 1 OF 5

REVISIONS				
REV.	ECN	DESCRIPTION	DATE	APPROVED
A		PROPOSAL	FEB 07/14	J. SI
B		UPDATE PLATING OPTIONS	JUN 25/14	J.SI
C		UPDATE NOTES	AUG 19/14	J.SI



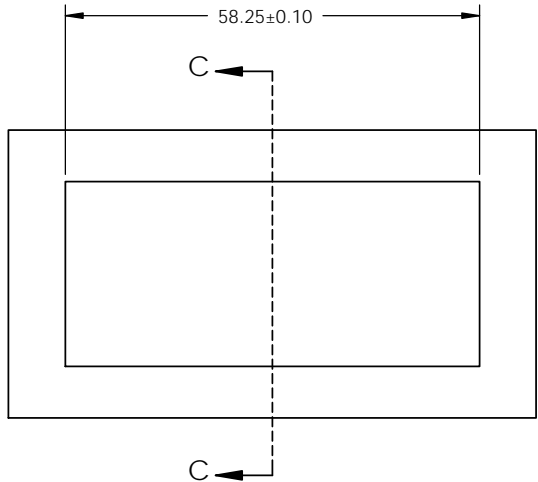
THIS DOCUMENT CONTAINS PROPRIETARY INFORMATION AND SUCH INFORMATION MAY NOT BE DISCLOSED TO OTHERS FOR ANY PURPOSE OR USED FOR MANUFACTURING PURPOSES WITHOUT WRITTEN PERMISSION FROM AMPHENOL CANADA CORP.

UNLESS SPECIFIED OTHERWISE	DRAWN	P. OU	FEB 07/14	Amphenol High Speed Interconnects A Division of Amphenol Corp. www.amphenolcanada.com 2X4 SFP ULTRAPORT WITH LIGHT PIPE OPTIONS AND EMI SPRING FINGER	DWG. NO. P-UE86-3G4620-X0X61	REV C
DIMENSIONS ARE IN MILLIMETERS	CHECKED	J. SI	FEB 07/14			
REFERENCE IN PARENTHESES	M.E. APP'D					
GENERAL TOLERANCES	Q.A. APP'D					
1 DECIMAL PLACE ±0.25	DWG APP'D	J. SI	FEB 07/14			
2 DECIMAL PLACE ±0.15	MATERIAL AND FINISH	SEE NOTES				
3 DECIMAL PLACE N/A	REF.	ECN Exxxxx				
ANGULAR DEGREES ±1°	THIRD ANGLE PROJECTION					
ENG. REL. NO.				DO NOT SCALE DRAWING	CODE ID NO. 03554	DWG SIZE: A4
					SCALE: 1:1	SHEET 2 OF 5

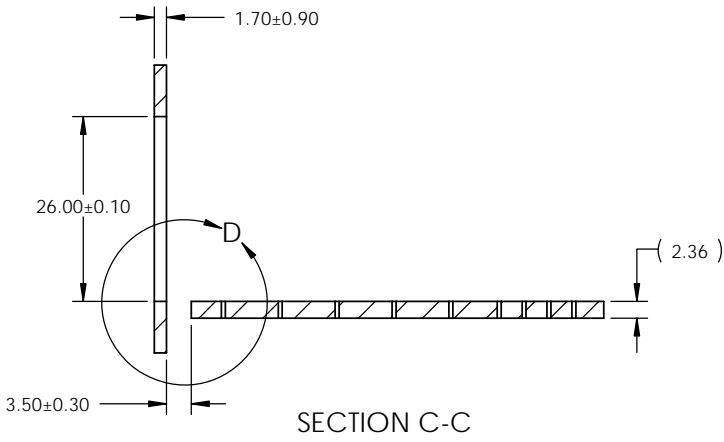
1 2 3 4 5 6

REVISIONS				
REV.	ECN	DESCRIPTION	DATE	APPROVED
A		PROPOSAL	FEB 07/14	J. SI
B		UPDATE PLATING OPTIONS	JUN 25/14	J.SI
C		UPDATE NOTES	AUG 19/14	J.SI

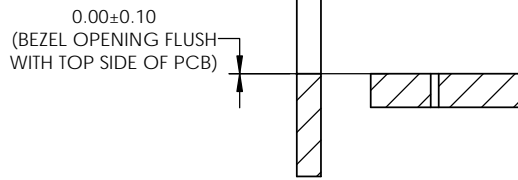
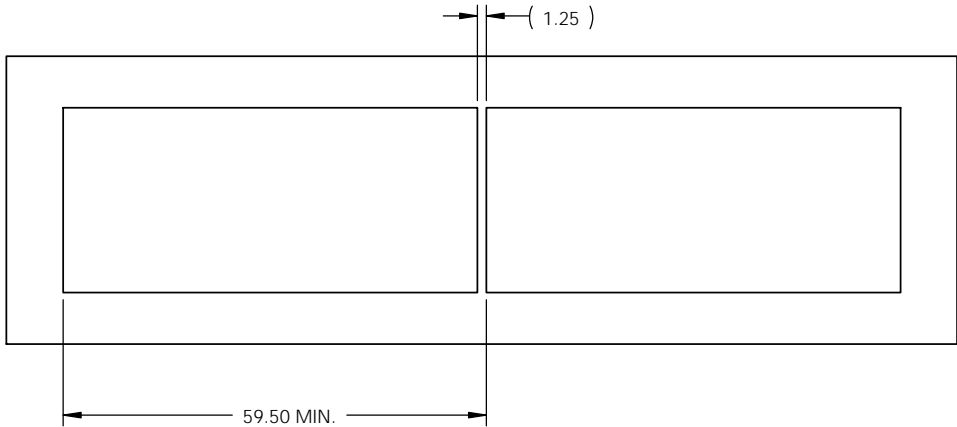
A



B



C



DETAIL D
SCALE 2 : 1

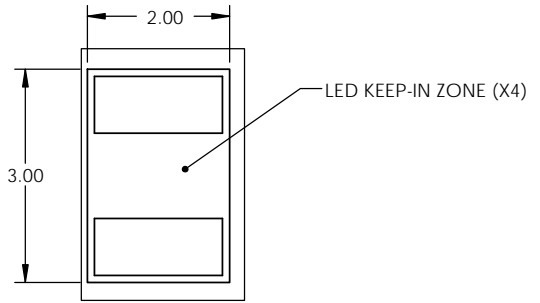
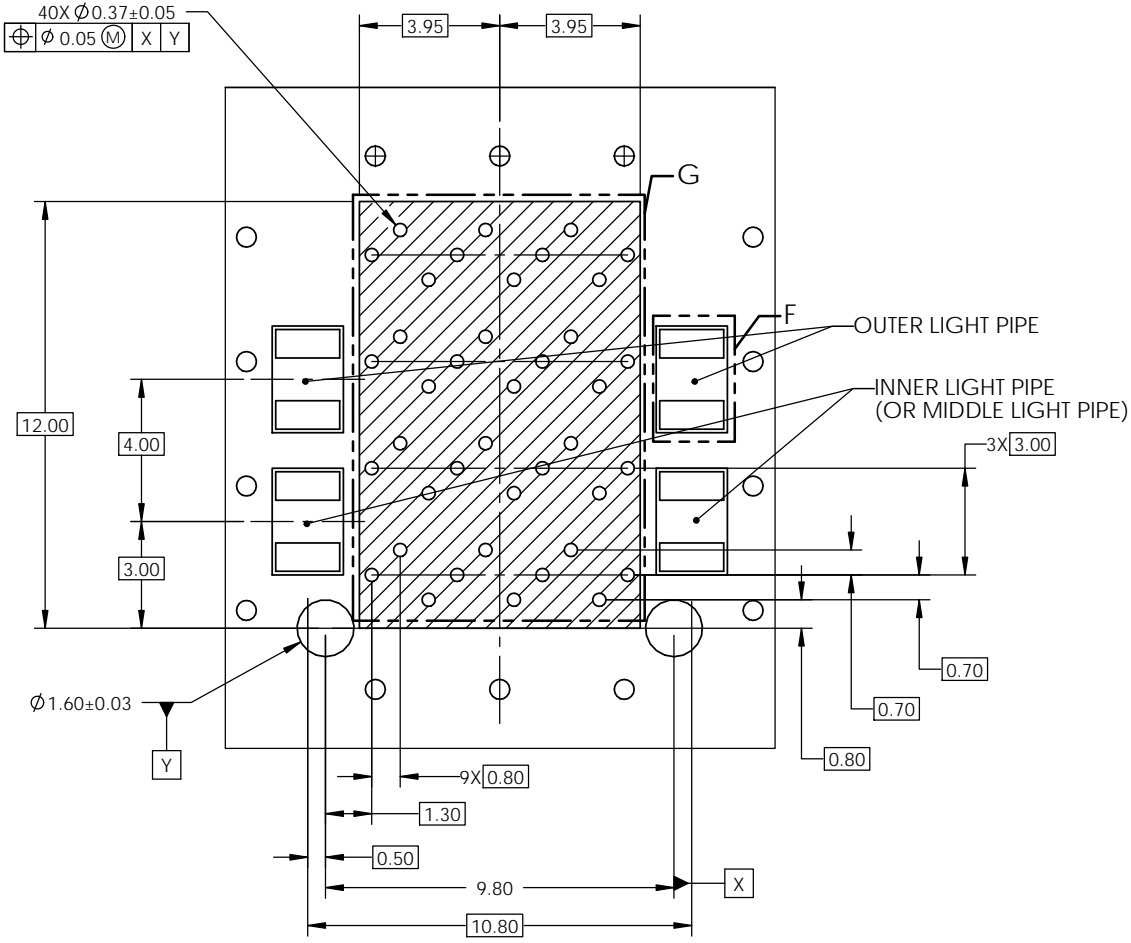
D

THIS DOCUMENT CONTAINS PROPRIETARY INFORMATION AND SUCH INFORMATION MAY NOT BE DISCLOSED TO OTHERS FOR ANY PURPOSE OR USED FOR MANUFACTURING PURPOSES WITHOUT WRITTEN PERMISSION FROM AMPHENOL CANADA CORP.

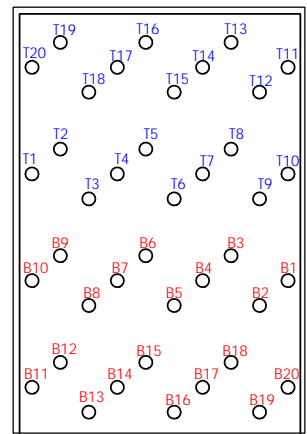
UNLESS SPECIFIED OTHERWISE		DRAWN	P. OU	FEB 07/14	Amphenol High Speed Interconnects A Division of Amphenol Corp. www.amphenolcanada.com 2X4 SFP ULTRAPORT WITH LIGHT PIPE OPTIONS AND EMI SPRING FINGER	DWG. NO. P-UE86-3G4620-X0X61 REV C
DIMENSIONS ARE IN MILLIMETERS		CHECKED	J. SI	FEB 07/14		
REFERENCE IN PARENTHESES		M.E. APP'D				
GENERAL TOLERANCES		Q.A. APP'D				
1 DECIMAL PLACE	±0.25	DWG APP'D	J. SI	FEB 07/14		
2 DECIMAL PLACE	±0.15	MATERIAL AND FINISH	SEE NOTES			
3 DECIMAL PLACE	N/A	REF.	ECN Exxxxx			
ANGULAR DEGREES	±1°	THIRD ANGLE PROJECTION			DO NOT SCALE DRAWING	
ENG. REL. NO.					CODE ID NO. 03554	DWG SIZE: A4
					SCALE: 1:1	SHEET 3 OF 5

1 2 3

REVISIONS				
REV.	ECN	DESCRIPTION	DATE	APPROVED
A		PROPOSAL	FEB 07/14	J. SI
B		UPDATE PLATING OPTIONS	JUN 25/14	J.SI
C		UPDATE NOTES	AUG 19/14	J.SI



DETAIL F
SCALE 10 : 1



DETAIL G
SCALE 5 : 1

DETAIL E
SCALE 5 : 1

THIS DOCUMENT CONTAINS PROPRIETARY INFORMATION AND SUCH INFORMATION MAY NOT BE DISCLOSED TO OTHERS FOR ANY PURPOSE OR USED FOR MANUFACTURING PURPOSES WITHOUT WRITTEN PERMISSION FROM AMPHENOL CANADA CORP.

UNLESS SPECIFIED OTHERWISE DIMENSIONS ARE IN MILLIMETERS REFERENCE IN PARENTHESES GENERAL TOLERANCES 1 DECIMAL PLACE ±0.25 2 DECIMAL PLACE ±0.15 3 DECIMAL PLACE N/A ANGULAR DEGREES ±1° ENG. REL. NO.	DRAWN	P. OU	FEB 07/14	Amphenol High Speed Interconnects A Division of Amphenol Corp. www.amphenolcanada.com 2X4 SFP ULTRAPORT WITH LIGHT PIPE OPTIONS AND EMI SPRING FINGER	DWG. NO. P-UE86-3G4620-X0X61	REV C		
	CHECKED	J. SI	FEB 07/14					
	M.E. APP'D							
	Q.A. APP'D							
	DWG APP'D	J. SI	FEB 07/14					
	MATERIAL AND FINISH	SEE NOTES						
	REF.	ECN Exxxxx						
	THIRD ANGLE PROJECTION			DO NOT SCALE DRAWING	CODE ID NO. 03554	DWG SIZE: A4	SCALE: 2:1	SHEET 5 OF 5



Компания «ЭлектроПласт» предлагает заключение долгосрочных отношений при поставках импортных электронных компонентов на взаимовыгодных условиях!

Наши преимущества:

- Оперативные поставки широкого спектра электронных компонентов отечественного и импортного производства напрямую от производителей и с крупнейших мировых складов;
- Поставка более 17-ти миллионов наименований электронных компонентов;
- Поставка сложных, дефицитных, либо снятых с производства позиций;
- Оперативные сроки поставки под заказ (от 5 рабочих дней);
- Экспресс доставка в любую точку России;
- Техническая поддержка проекта, помощь в подборе аналогов, поставка прототипов;
- Система менеджмента качества сертифицирована по Международному стандарту ISO 9001;
- Лицензия ФСБ на осуществление работ с использованием сведений, составляющих государственную тайну;
- Поставка специализированных компонентов (Xilinx, Altera, Analog Devices, Intersil, Interpoint, Microsemi, Aeroflex, Peregrine, Syfer, Eurofarad, Texas Instrument, Miteq, Cobham, E2V, MA-COM, Hittite, Mini-Circuits, General Dynamics и др.);

Помимо этого, одним из направлений компании «ЭлектроПласт» является направление «Источники питания». Мы предлагаем Вам помощь Конструкторского отдела:

- Подбор оптимального решения, техническое обоснование при выборе компонента;
- Подбор аналогов;
- Консультации по применению компонента;
- Поставка образцов и прототипов;
- Техническая поддержка проекта;
- Защита от снятия компонента с производства.



Как с нами связаться

Телефон: 8 (812) 309 58 32 (многоканальный)

Факс: 8 (812) 320-02-42

Электронная почта: org@eplast1.ru

Адрес: 198099, г. Санкт-Петербург, ул. Калинина, дом 2, корпус 4, литера А.