

Communication, Control, and Industrial Cable



Get control of demanding applications



The broad range of communication and control cables from Alpha Wire means you can find the right cable for your application. Our cables meet special needs, such as low-capacitance cables for extended transmission of digital signals, such as the extra flexibility of rubber insulation and jackets, or excellent shielding for electrically noisy environments.

We combine a wide range of insulation materials, shielding variations, conductor counts and gauges, as well as other options to create cables suited to any application. From traditional RS-232 connections to high-speed telemetry and data recording to high-fidelity microphone systems, our experience in materials and expertise in manufacturing means cable built to perform electrically, mechanically, and environmentally.

Our communication and control line includes six main categories:

- **Solar cable:** a full range of solar cables for power and control.
- **Industrial automation cable:** cable for common automation protocols such as ControlNet, DeviceNet, and PROFIBUS.
- **Flexible motor supply cable:** four-conductor double-shielded cable suited for light-duty flexing.
- **Communication and control:** round multiconductor and multipair cable in configurations suited to nearly any application.
- **Low-smoke, zero-halogen cable:** minimizes the effects from smoke and harmful corrosive gases in the event of combustion.
- **Flat cable:** planar multiconductor cable used primarily inside cabinets or equipment.

Solar Cable



From residential rooftops to solar farms harvesting energy, our solar cables and photovoltaic wire are designed for the harsh environments of solar energy applications—the hot and cold of climate extremes, ozone and UV radiation, moisture, oil, and direct burial. Our specially formulated PVC jackets provide years of reliable service by withstanding the potential environments without failing or degrading.

A full range for power and control

No matter what your need in connecting solar power to the grid, we have wire and cable in a range of gauges and conductor counts to satisfy it.

Our cables meet regulatory and industry requirements for photovoltaic applications.

Applications

- Panel monitoring and control
- Panel to junction box
- Panel to collector
- Collector to inverter
- Grounding
- Motor supply

Photovoltaic Wire

For single-conductor needs, see page 417 for our line of photovoltaic wires.

Solar Cable

1000 V Braid Shield, Multiconductor, PVC/Nylon, PVC



UL TC-ER
UL WTTTC (1000 V)
UL MTW
CSA AWM I/II A/B FT1

Operating Temperature

- -40°C to +90°C (static)
- -30°C to +90°C (dynamic)
- +105°C (CSA)

Conductor Color Coding

- Chart F (page 532)

Materials

- Stranded bare copper conductors
- PVC/nylon insulation
- Clear polyester wrap
- Tinned copper braid shield, 85% coverage
- Green PVC jacket

Features

- UL Sunlight Resistant
- UL Oil Res. I
- UL Direct Burial
- Suitable for use in Class I, Division 2 locations per Article 501 of the National Electric Code

Availability

Bulk, cut to length

FIT® Tubing Recommendations

- FIT-260: Cross-linked polyolefin for ground identification
- FIT-300: Dual-wall polyolefin with meltable inner wall
- FIT-750: Bonding adhesive-lined cross-linked polyolefin

18 AWG (0.96 mm²)

Stranding: 19/30 (19 x 0.25 mm)
 Insulation thickness: 0.016 (0.41 mm) PVC/0.005 (0.12 mm) nylon

| Part No. | Conductors | Nominal Diameter | | Jacket Thickness | |
|-----------|------------|------------------|-------|------------------|------|
| | | Inch | mm | Inch | mm |
| SPM1803CY | 3 | 0.329 | 8.36 | 0.050 | 1.27 |
| SPM1804CY | 4 | 0.354 | 8.99 | 0.050 | 1.27 |
| SPM1805CY | 5 | 0.381 | 9.68 | 0.050 | 1.27 |
| SPM1807CY | 7 | 0.409 | 10.39 | 0.050 | 1.27 |
| SPM1809CY | 9 | 0.466 | 11.84 | 0.050 | 1.27 |

16 AWG (1.32 mm²)

Stranding: 26/30 (26 x 0.25 mm)
 Insulation thickness: 0.016 (0.41 mm) PVC/0.005 (0.12 mm) nylon

| Part No. | Conductors | Nominal Diameter | | Jacket Thickness | |
|-----------|------------|------------------|-------|------------------|------|
| | | Inch | mm | Inch | mm |
| SPM1603CY | 3 | 0.351 | 8.92 | 0.050 | 1.27 |
| SPM1604CY | 4 | 0.378 | 9.60 | 0.050 | 1.27 |
| SPM1605CY | 5 | 0.408 | 10.36 | 0.050 | 1.27 |
| SPM1607CY | 7 | 0.439 | 11.15 | 0.050 | 1.27 |
| SPM1609CY | 9 | 0.509 | 12.93 | 0.050 | 1.27 |

14 AWG (2.08 mm²)

Stranding: 41/30 (41 x 0.25 mm)
 Insulation thickness: 0.016 (0.41 mm) PVC/0.005 (0.12 mm) nylon

| Part No. | Conductors | Nominal Diameter | | Jacket Thickness | |
|-----------|------------|------------------|-------|------------------|------|
| | | Inch | mm | Inch | mm |
| SPM1403CY | 3 | 0.381 | 9.68 | 0.050 | 1.27 |
| SPM1404CY | 4 | 0.412 | 10.46 | 0.050 | 1.27 |
| SPM1405CY | 5 | 0.446 | 11.33 | 0.050 | 1.27 |
| SPM1407CY | 7 | 0.481 | 12.22 | 0.050 | 1.27 |
| SPM1409CY | 9 | 0.590 | 14.99 | 0.065 | 1.65 |

12 AWG (3.29 mm²)

Stranding: 65/30 (65 x 0.25 mm)
 Insulation thickness: 0.016 (0.41 mm) PVC/0.005 (0.12 mm) nylon

| Part No. | Conductors | Nominal Diameter | | Jacket Thickness | |
|-----------|------------|------------------|-------|------------------|------|
| | | Inch | mm | Inch | mm |
| SPM1203CY | 3 | 0.422 | 10.72 | 0.050 | 1.27 |
| SPM1204CY | 4 | 0.458 | 11.63 | 0.050 | 1.27 |
| SPM1205CY | 5 | 0.497 | 12.62 | 0.050 | 1.27 |
| SPM1207CY | 7 | 0.574 | 14.58 | 0.065 | 1.65 |
| SPM1209CY | 9 | 0.659 | 16.74 | 0.065 | 1.65 |



Solar Cable

1000 V Unshielded, Multiconductor, PVC/Nylon, PVC



UL TC-ER
UL WTTTC (1000 V)
UL MTW
CSA AWM I/II A/B FT1

Operating Temperature

- -40°C to +90°C (static)
- -30°C to +90°C (dynamic)
- +105°C (CSA)

Conductor Color Coding

- Chart F (page 532)

Materials

- Stranded bare copper conductors
- PVC/nylon insulation
- Clear polyester wrap
- Green PVC jacket

Features

- UL Sunlight Resistant
- UL Oil Res. I
- UL Direct Burial
- Suitable for use in Class I, Division 2 locations per Article 501 of the National Electric Code

Availability

Bulk, cut to length

FIT® Tubing Recommendations

- FIT-260: Cross-linked polyolefin for ground identification
- FIT-300: Dual-wall polyolefin with meltable inner wall
- FIT-750: Bonding adhesive-lined cross-linked polyolefin

18 AWG (0.96 mm²)

Stranding: 19/30 (19 x 0.25 mm)
 Insulation thickness: 0.016 (0.41 mm) PVC/0.005 (0.12 mm) nylon

| Part No. | Conductors | Nominal Diameter | | Jacket Thickness | |
|----------|------------|------------------|-------|------------------|------|
| | | Inch | mm | Inch | mm |
| SPM1803 | 3 | 0.301 | 7.65 | 0.050 | 1.27 |
| SPM1804 | 4 | 0.326 | 8.28 | 0.050 | 1.27 |
| SPM1805 | 5 | 0.353 | 8.97 | 0.050 | 1.27 |
| SPM1807 | 7 | 0.381 | 9.68 | 0.050 | 1.27 |
| SPM1809 | 9 | 0.438 | 11.13 | 0.050 | 1.27 |

16 AWG (1.32 mm²)

Stranding: 26/30 (26 x 0.25 mm)
 Insulation thickness: 0.016 (0.41 mm) PVC/0.005 (0.12 mm) nylon

| Part No. | Conductors | Nominal Diameter | | Jacket Thickness | |
|----------|------------|------------------|-------|------------------|------|
| | | Inch | mm | Inch | mm |
| SPM1603 | 3 | 0.323 | 8.20 | 0.050 | 1.27 |
| SPM1604 | 4 | 0.350 | 8.89 | 0.050 | 1.27 |
| SPM1605 | 5 | 0.380 | 9.65 | 0.050 | 1.27 |
| SPM1607 | 7 | 0.411 | 10.44 | 0.050 | 1.27 |
| SPM1609 | 9 | 0.475 | 12.07 | 0.050 | 1.27 |

14 AWG (2.08 mm²)

Stranding: 41/30 (41 x 0.25 mm)
 Insulation thickness: 0.016 (0.41 mm) PVC/0.005 (0.12 mm) nylon

| Part No. | Conductors | Nominal Diameter | | Jacket Thickness | |
|----------|------------|------------------|-------|------------------|------|
| | | Inch | mm | Inch | mm |
| SPM1403 | 3 | 0.353 | 8.97 | 0.050 | 1.27 |
| SPM1404 | 4 | 0.384 | 9.75 | 0.050 | 1.27 |
| SPM1405 | 5 | 0.418 | 10.62 | 0.050 | 1.27 |
| SPM1407 | 7 | 0.453 | 11.51 | 0.050 | 1.27 |
| SPM1409 | 9 | 0.556 | 14.12 | 0.065 | 1.65 |

12 AWG (3.29 mm²)

Stranding: 65/30 (65 x 0.25 mm)
 Insulation thickness: 0.016 (0.41 mm) PVC/0.005 (0.12 mm) nylon

| Part No. | Conductors | Nominal Diameter | | Jacket Thickness | |
|----------|------------|------------------|-------|------------------|------|
| | | Inch | mm | Inch | mm |
| SPM1203 | 3 | 0.394 | 10.01 | 0.050 | 1.27 |
| SPM1204 | 4 | 0.430 | 10.92 | 0.050 | 1.27 |
| SPM1205 | 5 | 0.469 | 11.91 | 0.050 | 1.27 |
| SPM1207 | 7 | 0.510 | 12.95 | 0.050 | 1.27 |
| SPM1209 | 9 | 0.625 | 15.88 | 0.065 | 1.65 |



Industrial Automation Cable

Seamless communication for robust industrial environments



Whether you are designing a device for error proofing to increase quality or motion sensing to improve safety, trust Alpha Wire for all your Industrial Automation needs.

As industrial automation systems continue to increase in complexity, we understand the challenges that engineers and manufacturers face in designing and interconnecting system components from sensors to top-level controllers. Our range of industrial automation cables combines the industry-leading quality and exceptional reliability you expect with Alpha Wire with the performance to meet the rigorous requirements of the major automation communication architectures.

ControlNet™

Low-loss RG-6/U coax designed to meet the high-speed, time-critical requirements of modern ControlNet factory-floor automation systems.

RS-485

Bringing proven data transmission protocol to the factory floor, rugged RS-485 cables reduce electrical noise sensitivity to keep reliability and performance at world-class levels.

DeviceNet™

Meeting ODVA thick and thin specifications, the cables comply with Allen-Bradley 1485 CPI-A and 1485 CPI-C, and support high data rates (500 kb/s at 100 m and 125 kb/s at 500 m).

Fieldbus and PROFIBUS®

A complete family meets ruggedness, performance, and quality requirements of almost any fieldbus and PROFIBUS application environment.

Industrial Twinax

A robust physical media for the transmission of PLC/DCS signals in real-time, high-throughput applications, including Allen-Bradley Data Highway networks. The cables may be installed in the same tray or conduit as 600-volt power cable.

ControlNet

300 V, RG-6/U Coaxial Cable, Double Braid and Foil Shielded



UL CL2R
UL CMR
CSA CMG FT4

Operating Temperature

- -30°C to +75°C

Materials

- Solid bare Copperweld conductor
- Foam polyethylene insulation
- Shielding: double braid and foil
 Foil +60% aluminum braid +
 foil +40% aluminum braid
- Black PVC jacket

Features

- UL Sunlight Resistant
- 75-ohm nominal impedance
- 82% velocity of propagation
- 16.2 pF/ft (53.1 pF/m) nominal capacitance

Availability

100 ft (30.5 m)
 500 ft (152 m)
 1000 ft (305 m)

FIT® Tubing Recommendations

- FIT-221: General-purpose, cross-linked polyolefin
- FIT-321: Medium-wall, adhesive-lined, cross-linked polyolefin

| Part No. | Nominal Diameter | | Center Conductor | | Nominal Impedance (ohms) |
|----------|------------------|------|------------------|-----------------|--------------------------|
| | Inch | mm | AWG | mm ² | |
| 6458 | 0.298 | 7.57 | 18 | 0.82 | 75 |

| Frequency (MHz) | Nominal Attenuation | |
|-----------------|---------------------|----------|
| | Attenuation, Nom. | |
| | dB/100 ft | dB/100 m |
| 1 | 0.35 | 1.1 |
| 2 | 0.38 | 1.2 |
| 5 | 0.45 | 1.5 |
| 10 | 0.59 | 1.9 |
| 20 | 0.86 | 2.8 |
| 50 | 1.37 | 4.5 |
| 100 | 1.97 | 6.5 |
| 200 | 2.82 | 9.3 |
| 300 | 3.48 | 11.4 |
| 400 | 4.04 | 13.3 |



DeviceNet

300 V Power and Data, Class 2, ODVA Thick and Thin Trunks



| Part No. | Type | Pairs | Nominal Diameter | |
|----------|-------|---|------------------|-------|
| | | | Inch | mm |
| 6451 | Thick | 1 Power: 15 AWG (1.75 mm ²), 19/0.0135 (19 x 0.35 mm) stranding | 0.480 | 12.19 |
| | | 1 Data: 18 AWG (0.96 mm ²), 19/30 (19 x 0.25 mm) stranding | | |
| 6452 | Thin | 1 Power: 22 AWG (0.38 mm ²), 19/34 (19 x 0.16 mm) stranding | 0.280 | 7.11 |
| | | 1 Data: 24 AWG (0.24 mm ²), 19/36 (19 x 0.13 mm) stranding | | |

- UL CMG
- UL PLTC-ER (Thick)
- UL CL2 (Thin)
- CSA CMG FT4
- CSA AWM I/II A/B FT4

Operating Temperature

- -20°C to +75°C (static)
- 0°C to +80°C (dynamic)

Conductor Color Coding

- Black-red power
- Blue-white data

Materials

- Tinned copper conductors
- Each pair individually foil shielded
- PVC insulation (power pair)
- Foam HDPE insulation (data pair)
- 65% tinned copper braid overall
- Slate PVC jacket

Features

- Oil resistant
- UL Sunlight Resistant
- 120-ohm nominal impedance (data pair)
- Compliant with Allen-Bradley part numbers 1485 CPI-A and 1485 CPI-C

Availability

- 100 ft (30.5 m)
- 500 ft (152 m)
- 1000 ft (305 m)

FIT® Tubing Recommendations

- FIT-221: General-purpose, cross-linked polyolefin
- FIT-321: Medium-wall, adhesive-lined, cross-linked polyolefin



Fieldbus

300 V Single-Pair Cable, Fieldbus Types A and B



| Part No. | Fieldbus Type | Pairs | Conductor | | Stranding | | Nominal Diameter | |
|----------|---------------|-------|-----------|-----------------|-----------|----------|------------------|------|
| | | | AWG | mm ² | AWG | mm | Inch | mm |
| 6459 | A | 1 | 18 | 0.90 | 7/26 | 7 x 0.40 | 0.253 | 6.43 |
| 6460 | B | 1 | 22 | 0.33 | 7/0.0096 | 7 x 0.24 | 0.196 | 4.97 |

UL PLTC-ER
UL CM
UL ITC
CSA CM

Operating Temperature

- -30°C to +105°C

Conductor Color Coding

- Blue-orange

Materials

- Tinned copper conductors
- Polyolefin insulation
- Foil shield
- Orange PVC jacket

Features

- UL Sunlight Resistant
- 100-ohm nominal impedance

Availability

100 ft (30.5 m)
 500 ft (152 m)
 1000 ft (305 m)

FIT® Tubing Recommendations

- FIT-221: General-purpose, cross-linked polyolefin
- FIT-321: Medium-wall, adhesive-lined, cross-linked polyolefin



High-Speed Fieldbus

300 V Single-Pair Cable



| Part No. | Pairs | Conductor | | Stranding | | Nominal Diameter | |
|-------------|-------|-----------|-----------------|-----------|----------|------------------|------|
| | | AWG | mm ² | AWG | mm | Inch | mm |
| 6461 | 1 | 22 | 0.35 | 7/30 | 7 x 0.25 | 0.351 | 8.92 |

UL PLTC

UL CM

CSA CM

Operating Temperature

- -40°C to +75°C

Conductor Color Coding

- Blue-orange

Materials

- Tinned copper conductors
- Foam high-density polyethylene insulation
- Foil shield
- Orange PVC jacket

Features

- UL Sunlight Resistant
- 150-ohm nominal impedance

Availability

100 ft (30.5 m)

500 ft (152 m)

1000 ft (305 m)

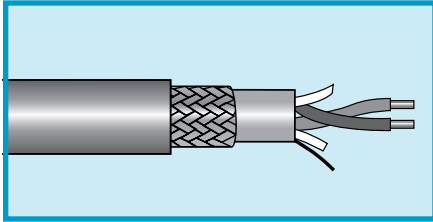
FIT® Tubing Recommendations

- FIT-221: General-purpose, cross-linked polyolefin
- FIT-321: Medium-wall, adhesive-lined, cross-linked polyolefin



PROFIBUS-DP

300 V Single-Pair Cable



| Part No. | Pairs | Conductor | | Stranding | | Nominal Diameter | |
|-------------|-------|-----------|-----------------|-----------|----------|------------------|------|
| | | AWG | mm ² | AWG | mm | Inch | mm |
| 6462 | 1 | 22 | 0.32 | Solid | | 0.315 | 8.00 |
| 6463 | 1 | 22 | 0.35 | 7/30 | 7 x 0.25 | 0.315 | 8.00 |

UL AWM 20201 (6462 only)
UL PLTC
UL CMG
CSA CMG FT4

Operating Temperature

- -30°C to +75°C (PLTC, CMG)
- -30°C to +60°C (AWM)

Conductor Color Coding

- Red-green

Materials

- Tinned solid or stranded copper conductors
- Foam high-density polyethylene insulation
- Foil + 65% tinned copper braid shield
- Purple PVC jacket

Features

- UL Sunlight Resistant
- 150-ohm nominal impedance

Availability

100 ft (30.5 m)
 500 ft (152 m)
 1000 ft (305 m)

FIT® Tubing Recommendations

- FIT-221: General-purpose, cross-linked polyolefin
- FIT-321: Medium-wall, adhesive-lined, cross-linked polyolefin



RS-485 Cable

300 V Foil + Braid, Multipair



UL CM, CMG
UL TC, PLTC
CSA CM, CMG FT1

Operating Temperature

- -20°C to +60°C

Conductor Color Coding

- Chart M (page 530), except 6454

Materials

- Tinned copper conductors
- Foam high-density polyethylene insulation
- Foil + 65% tinned copper braid shield
- Black PVC jacket

Features

- UL Sunlight Resistant
- 120-ohm nominal impedance

Availability

100 ft (30.5 m)
 500 ft (152 m)
 1000 ft (305 m)

FIT® Tubing Recommendations

- FIT-221: General-purpose, cross-linked polyolefin
- FIT-321: Medium-wall, adhesive-lined, cross-linked polyolefin

| 22 AWG (0.35 mm ²) | | | | | | | |
|--------------------------------|-------|------------------|-------|----------------------|------|------------------|------|
| Stranding: 7/30 (7 x 0.25 mm) | | | | | | | |
| Part No. | Pairs | Nominal Diameter | | Insulation Thickness | | Jacket Thickness | |
| | | Inch | mm | Inch | mm | Inch | mm |
| 6453 | 1 | 0.284 | 7.21 | 0.028 | 0.71 | 0.042 | 1.07 |
| 6454* | 1.5 | 0.300 | 7.62 | 0.032 | 0.81 | 0.042 | 1.07 |
| 6455 | 2 | 0.408 | 10.36 | 0.024 | 0.61 | 0.053 | 1.35 |
| 6456 | 3 | 0.414 | 10.52 | 0.022 | 0.56 | 0.053 | 1.35 |
| 6457 | 4 | 0.448 | 11.38 | 0.022 | 0.56 | 0.053 | 1.35 |

*Conductor color coding: white/orange-orange/white pair, white-blue single conductor.



Industrial Twinax

600 V Foil + Braid Shield, Single Pair



| Part No. | Pairs | Conductor | | Stranding | | Nominal Diameter | |
|----------|-------|-----------|-----------------|-----------|----------|------------------|------|
| | | AWG | mm ² | AWG | mm | Inch | mm |
| 6450 | 1 | 18 | 0.90 | 7/26 | 7 x 0.40 | 0.324 | 8.23 |

UL TC, PLTC, ITC

UL CMG

CSA CMG FT4

Operating Temperature

- -40°C to +75°C

Conductor Color Coding

- Blue-white

Materials

- Tinned stranded copper conductors
- Flame-resistant polypropylene insulation
- Foil + 55% tinned copper braid shield
- Blue PVC jacket

Features

- UL Sunlight Resistant
- 78-ohm nominal impedance
- Meets the requirements of Allen-Bradley Data Highway Networks

Availability

100 ft (30.5 m)

500 ft (152 m)

1000 ft (305 m)

FIT® Tubing Recommendations

- FIT-221: General-purpose, cross-linked polyolefin
- FIT-321: Medium-wall, adhesive-lined, cross-linked polyolefin



Alpha Wire | www.alphawire.com | 1-800-52 ALPHA

Specifications subject to change. For complete specifications and availability, visit www.alphawire.com.

Flexible Motor Supply Cable

Light Duty Flexing

600 V Foil/Braid, Four Conductor



UL TC-ER
UL MTW
UL WTTTC
CSA AWM I/II A/B FT4
CE

Operating Temperature

- -5°C to +90°C (flexing)
- -20°C to +90°C (stationary)

Conductor Color Coding

- One yellow/green and three numbered black

Materials

- Finely stranded bare copper conductors
- PVC/nylon insulation
- Foil + braid shield
Aluminum/polyester/aluminum foil shield, with 25% overlap and four tinned copper drain wires
- Tinned copper braid with 70% coverage
- Black PVC jacket

Voltage

- 600 V (UL TC-ER, MTW)
- 1000 V (UL WTTTC)

Availability

Bulk, cut to length

FIT® Tubing Recommendations

- FIT-321: Medium-wall, adhesive-lined, cross-linked polyolefin
- FIT-600: Highly flexible, cross-linked elastomer

16 to 6 AWG (1.49 to 5.33 mm²)

| Part No. | Conductors | Wire Size | | Stranding | | Nominal Diameter | | Jacket Thickness | | Insulation Thickness | |
|----------|------------|-----------|-----------------|-----------|------------|------------------|-------|------------------|------|----------------------|------|
| | | AWG | mm ² | AWG | mm | Inch | mm | Inch | mm | Inch | mm |
| 5660 | 4 | 16 | 1.32 | 26/30 | 26 x 0.25 | 0.381 | 9.67 | 0.050 | 1.27 | 0.016 | 0.40 |
| 5661 | 4 | 14 | 2.08 | 41/30 | 41 x 0.25 | 0.418 | 10.61 | 0.050 | 1.27 | 0.016 | 0.40 |
| 5662 | 4 | 12 | 3.30 | 65/30 | 65 x 0.25 | 0.464 | 11.78 | 0.050 | 1.27 | 0.016 | 0.40 |
| 5663 | 4 | 10 | 5.32 | 105/30 | 105 x 0.25 | 0.579 | 14.70 | 0.063 | 1.60 | 0.022 | 0.55 |
| 5664 | 4 | 8 | 8.52 | 168/30 | 168 x 0.25 | 0.760 | 19.30 | 0.063 | 1.60 | 0.032 | 0.81 |
| 5665 | 4 | 6 | 13.49 | 266/30 | 266 x 0.25 | 0.901 | 22.88 | 0.083 | 2.10 | 0.032 | 0.81 |



A Full Range of Communication and Control



Our line-up of standard communication and control cables gives you maximum choice and fewer tradeoffs. By offering you a comprehensive collection of insulation/jacketing materials, shielding options, and conductor counts, you can easily select the cable that meets your most demanding needs. We have cables that go beyond the ordinary to satisfy rigorous requirements of EMI performance, transmission distances, flexibility, and temperature extremes.

Communication and control typical applications:

- Audio systems: speakers, microphones, intercoms
- Broadcast and studio
- Data transmission: RS-232, 422, 485
- CAD/CAM
- Computer peripherals
- Business machines
- Security systems: alarms, cameras, sensors
- Control systems
- Instrumentation systems
- Point-of-sale systems
- Banking systems

Communication and control key features:

- 1 - 50 conductors, 1 - 50 pairs
- Wide range of insulation/jacket materials:
 - PVC
 - Irradiated PVC
 - Plenum-rated PVC
 - Semirigid PVC
 - Rubber
 - Polyethylene
 - Polypropylene
 - Foam PP and PE
 - PTFE/FEP
 - LSZH
- Low-capacitance cables for improved transmission distances and signal integrity

Flexible shielding options:

- Unshielded
- Overall foil shield
- Overall foil/braid
- Individual foil-shielded pairs
- Individual foil-shielded pairs with overall foil/braid

Communication and Control Cable

300 V Unshielded, Multiconductor, LSZH



**UL CM VW-1
CSA CMG FT4**

Operating Temperature

- -20°C to +75°C

Materials

- Stranded tinned copper conductors
- LSZH insulation
- Slate LSZH jacket

LSZH Properties

- LSZH Flammability: Passes IEC 60332-1
- LSZH Acid Gas Generation: Passes IEC 60754-1 and 60754-2
- LSZH Smoke Emission: Passes IEC 61034-2

Alpha Wire’s LSZH communication and control cable combines LSZH-rated insulation and jackets with the rugged performance you expect from Alpha. The specially formulated LSZH material minimizes the effects from smoke and harmful corrosive gases in the event of combustion. Low smoke means easier visibility in exiting the area and reduced danger of smoke inhalation, while low toxicity means no harm to people from halogenated gases.

**LSZH Unshielded Multiconductor
Conductor Color Coding: Chart D**

22 AWG (0.35 mm²)

Stranding: 7/30 (7 x 0.25 mm)
Insulation thickness: 0.010 (0.25 mm)

| Part No. | Conductors | Nominal Diameter | | Jacket Thickness | |
|----------|------------|------------------|------|------------------|------|
| | | Inch | mm | Inch | mm |
| 1172L | 2 | 0.161 | 4.09 | 0.028 | 0.71 |
| 1173L | 3 | 0.169 | 4.29 | 0.028 | 0.71 |
| 1174L | 4 | 0.189 | 4.80 | 0.028 | 0.71 |
| 1175L | 5 | 0.201 | 5.11 | 0.028 | 0.71 |
| 1176L | 6 | 0.209 | 5.31 | 0.030 | 0.76 |
| 1177L | 7 | 0.209 | 5.31 | 0.030 | 0.76 |
| 1178L | 8 | 0.220 | 5.59 | 0.030 | 0.76 |
| 1179L | 9 | 0.249 | 6.32 | 0.032 | 0.81 |
| 1180L | 10 | 0.260 | 6.60 | 0.035 | 0.88 |

20 AWG (0.56 mm²)

Stranding: 7/28 (0.32 mm)
Insulation thickness: 0.016 (0.40 mm)

| Part No. | Conductors | Nominal Diameter | | Jacket Thickness | |
|----------|------------|------------------|------|------------------|------|
| | | Inch | mm | Inch | mm |
| 1895L | 2 | 0.181 | 4.60 | 0.018 | 0.45 |
| 1896L | 3 | 0.189 | 4.80 | 0.020 | 0.50 |
| 1896/4L | 4 | 0.209 | 5.31 | 0.020 | 0.50 |
| 1896/5L | 5 | 0.232 | 5.89 | 0.020 | 0.50 |
| 1896/6L | 6 | 0.276 | 7.01 | 0.020 | 0.50 |



Communication and Control Cable

300 V Foil Shielded, Multipair, LSZH



Alpha Wire's LSZH communication and control cable combines LSZH-rated insulation and jackets with the rugged performance you expect from Alpha. The specially formulated LSZH material minimizes the effects from smoke and harmful corrosive gases in the event of combustion. Low smoke means easier visibility in exiting the area and reduced danger of smoke inhalation, while low toxicity means no harm to people from halogenated gases.

**UL CM VW-1
CSA CMG FT4**

Operating Temperature

- 20°C to +75°C

Materials

- Stranded tinned copper conductors
- LSZH insulation (Polypropylene insulation for individually foil shielded pairs)
- Aluminum/polyester shielding, with 25% overlap min. Foil facing inward
- Tinned copper drain wire sized the same as the conductors
- Slate LSZH jacket

LSZH Properties

- **LSZH Flammability:** Passes IEC 60332-1
- **LSZH Acid Gas Generation:** Passes IEC 60754-1 and 60754-2
- **LSZH Smoke Emission:** Passes IEC 61034-2

LSZH Overall Foil Shielded Multipair Conductor Color Coding: Chart A

24 AWG (0.22 mm²)

Stranding: 7/32 (7 x 0.20 mm)
Insulation thickness: 0.010 (0.25 mm)

| Part No. | Pairs | Nominal Diameter | | Jacket Thickness | |
|----------|-------|------------------|------|------------------|------|
| | | Inch | mm | Inch | mm |
| 5471L | 1 | 0.161 | 4.09 | 0.028 | 0.71 |
| 5472L | 2 | 0.209 | 5.31 | 0.028 | 0.71 |
| 5473L | 3 | 0.228 | 5.79 | 0.028 | 0.71 |
| 5474L | 4 | 0.240 | 6.10 | 0.028 | 0.71 |
| 5475L | 5 | 0.272 | 6.91 | 0.030 | 0.76 |
| 5476L | 6 | 0.299 | 7.59 | 0.030 | 0.76 |
| 5477L | 7 | 0.299 | 7.59 | 0.030 | 0.76 |
| 5478L | 8 | 0.319 | 8.10 | 0.032 | 0.81 |
| 5479L | 9 | 0.339 | 8.61 | 0.032 | 0.81 |
| 5480L | 10 | 0.378 | 9.60 | 0.032 | 0.81 |

LSZH Individually Foil-Shielded Pair Conductor Color Coding: Chart A

22 AWG (0.35 mm²)

Stranding: 7/30 (7 x 0.25 mm)
Insulation thickness: 0.010 (0.25 mm)

| Part No. | Pairs | Nominal Diameter | | Jacket Thickness | |
|----------|-------|------------------|-------|------------------|------|
| | | Inch | mm | Inch | mm |
| 2466L** | 2 | 0.161 | 4.09 | 0.014 | 0.35 |
| 6010L | 3 | 0.299 | 7.59 | 0.047 | 1.19 |
| 2463L** | 4 | 0.242 | 6.15 | 0.020 | 0.50 |
| 6012L | 6 | 0.386 | 9.80 | 0.040 | 1.01 |
| 6014L | 9 | 0.441 | 11.20 | 0.040 | 1.01 |
| 6017L | 12 | 0.492 | 12.50 | 0.040 | 1.01 |

*Conductor color coding: 1 Red-Black, 2 Green-White, White/Red-White/Black, 4 White/Green-White/Yellow.

†0.009 (0.23) insulation thickness.

**0.008 (0.20) insulation thickness.



Communication and Control

300 V Unshielded, Multiconductor, PVC, PVC



**UL AWM 2576 (150 V) VW-1
UL CM
CSA CMG FT4**

Operating Temperature

- -20°C to +80°C (AWM)
- -20°C to +75°C (CM)
- -20°C to +60°C (CMG)

Conductor Color Coding

- Chart D (page 531)

Materials

- Stranded or solid tinned copper conductors
- PVC insulation
- Slate PVC jacket

Availability

100 ft (30.5 m)
500 ft (152 m)
1000 ft (305 m)

22 AWG (0.35 mm²)

Stranding: 7/30 (7 x 0.25 mm)
Insulation thickness: 0.010 (0.25 mm)

| Part No. | Conductors | Nominal Diameter | | Jacket Thickness | |
|----------|------------|------------------|-------|------------------|------|
| | | Inch | mm | Inch | mm |
| 1172C | 2 | 0.164 | 4.17 | 0.032 | 0.81 |
| 1173C | 3 | 0.172 | 4.37 | 0.032 | 0.81 |
| 1174C | 4 | 0.185 | 4.70 | 0.032 | 0.81 |
| 1175C | 5 | 0.200 | 5.08 | 0.032 | 0.81 |
| 1176C | 6 | 0.215 | 5.46 | 0.032 | 0.81 |
| 1177C | 7 | 0.215 | 5.46 | 0.032 | 0.81 |
| 1178C | 8 | 0.230 | 5.84 | 0.032 | 0.81 |
| 1179C | 9 | 0.246 | 6.25 | 0.032 | 0.81 |
| 1180C | 10 | 0.264 | 6.71 | 0.032 | 0.81 |
| 1181C | 12 | 0.272 | 6.91 | 0.032 | 0.81 |
| 1181/15C | 15 | 0.294 | 7.47 | 0.032 | 0.81 |
| 1181/20C | 20 | 0.326 | 8.28 | 0.032 | 0.81 |
| 1181/25C | 25 | 0.364 | 9.25 | 0.032 | 0.81 |
| 1181/30C | 30 | 0.385 | 9.78 | 0.032 | 0.81 |
| 1181/40C | 40 | 0.429 | 10.90 | 0.032 | 0.81 |
| 1181/50C | 50 | 0.478 | 12.14 | 0.035 | 0.89 |
| 1181/60C | 60 | 0.520 | 13.21 | 0.035 | 0.89 |

22 AWG (0.32 mm²)

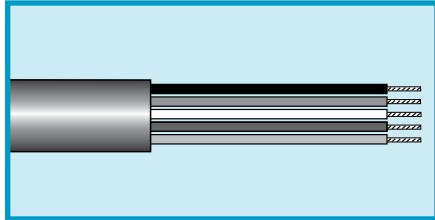
Stranding: Solid
Insulation thickness: 0.010 (0.25 mm)

| Part No. | Conductors | Nominal Diameter | | Jacket Thickness | |
|----------|------------|------------------|------|------------------|------|
| | | Inch | mm | Inch | mm |
| 1793C | 2 | 0.157 | 3.99 | 0.032 | 0.81 |



Communication and Control

300 V Unshielded, Multiconductor, PVC, PVC



UL AWM 2509 VW-1
UL CM
CSA CMG FT4

Operating Temperature

- -20°C to +80°C (AWM)
- -20°C to +75°C (CM)
- -20°C to +60°C (CMG)

Conductor Color Coding

- Chart D (page 531)

Materials

- Stranded tinned copper conductors
- PVC insulation
- Slate PVC jacket

Availability

100 ft (30.5 m)
 500 ft (152 m)
 1000 ft (305 m)

20 AWG (0.56 mm²)

Stranding: 7/28 (7 x 0.32 mm)
 Insulation thickness: 0.016 (0.41 mm)

| Part No. | Conductors | Nominal Diameter | | Jacket Thickness | |
|----------|------------|------------------|------|------------------|------|
| | | Inch | mm | Inch | mm |
| 1895C | 2 | 0.180 | 4.57 | 0.020 | 0.51 |
| 1896C | 3 | 0.191 | 4.85 | 0.020 | 0.51 |
| 1896/4C | 4 | 0.209 | 5.31 | 0.020 | 0.51 |
| 1896/5C | 5 | 0.230 | 5.84 | 0.020 | 0.51 |
| 1896/6C | 6 | 0.251 | 6.38 | 0.020 | 0.51 |
| 1896/7C | 7 | 0.251 | 6.38 | 0.020 | 0.51 |
| 1896/8C | 8 | 0.273 | 6.93 | 0.020 | 0.51 |
| 1896/9C | 9 | 0.301 | 7.65 | 0.023 | 0.58 |
| 1896/10C | 10 | 0.320 | 8.13 | 0.020 | 0.51 |
| 1896/12C | 12 | 0.331 | 8.41 | 0.020 | 0.51 |
| 1896/15C | 15 | 0.382 | 9.70 | 0.030 | 0.76 |

18 AWG (0.81 mm²)

Stranding: 16/30 (16 x 0.25 mm)
 Insulation thickness: 0.016 (0.41 mm)

| Part No. | Conductors | Nominal Diameter | | Jacket Thickness | |
|----------|------------|------------------|-------|------------------|------|
| | | Inch | mm | Inch | mm |
| 1897C | 2 | 0.198 | 5.03 | 0.020 | 0.51 |
| 1898C | 3 | 0.210 | 5.33 | 0.020 | 0.51 |
| 1898/4C | 4 | 0.231 | 5.87 | 0.020 | 0.51 |
| 1898/5C | 5 | 0.254 | 6.45 | 0.020 | 0.51 |
| 1898/6C | 6 | 0.278 | 7.06 | 0.020 | 0.51 |
| 1898/7C | 7 | 0.278 | 7.06 | 0.020 | 0.51 |
| 1898/8C | 8 | 0.313 | 7.95 | 0.025 | 0.64 |
| 1898/9C | 9 | 0.337 | 8.56 | 0.025 | 0.64 |
| 1898/10C | 10 | 0.366 | 9.30 | 0.025 | 0.64 |
| 1898/12C | 12 | 0.378 | 9.60 | 0.025 | 0.64 |
| 1898/15C | 15 | 0.423 | 10.74 | 0.030 | 0.76 |
| 1898/19C | 19 | 0.455 | 11.56 | 0.030 | 0.76 |
| 1898/25C | 25 | 0.544 | 13.82 | 0.035 | 0.89 |

16 AWG (1.32 mm²)

Stranding 19/0.0117 (19 x 0.29 mm)
 Insulation thickness: 0.016 (0.41 mm)

| Part No. | Conductors | Nominal Diameter | | Jacket Thickness | |
|----------|------------|------------------|------|------------------|------|
| | | Inch | mm | Inch | mm |
| 1899C | 2 | 0.222 | 5.64 | 0.020 | 0.51 |
| 1899/3C | 3 | 0.236 | 5.99 | 0.020 | 0.51 |
| 1899/4C | 4 | 0.260 | 6.60 | 0.020 | 0.51 |



Communication and Control

300 V Unshielded, Multiconductor, PVC, PVC



14 AWG (2.09 mm²)

Stranding: 41/30 (41 x 0.25 mm)
Insulation thickness: 0.020 (0.51 mm)

| Part No. | Conductors | Nominal Diameter | | Jacket Thickness | |
|----------------|------------|------------------|------|------------------|------|
| | | Inch | mm | Inch | mm |
| 1891C | 2 | 0.268 | 6.81 | 0.020 | 0.51 |
| 1891/3C | 3 | 0.286 | 7.26 | 0.020 | 0.51 |

UL CL2 VW-1
CSA AWM I/II A/B FT1

Operating Temperature

- -20°C to +80°C (AWM)
- -20°C to +75°C (CL2)

Conductor Color Coding

- Chart D (page 531)

Materials

- Stranded tinned copper conductors
- PVC insulation
- Slate PVC jacket

Availability

100 ft (30.5 m)
500 ft (152 m)
1000 ft (305 m)

12 AWG (3.31 mm²)

Stranding: 65/30 (65 x 0.25 mm)
Insulation thickness: 0.020 (0.51 mm)

| Part No. | Conductors | Nominal Diameter | | Jacket Thickness | |
|----------------|------------|------------------|------|------------------|------|
| | | Inch | mm | Inch | mm |
| 1892C | 2 | 0.312 | 7.92 | 0.023 | 0.58 |
| 1892/3C | 3 | 0.333 | 8.46 | 0.023 | 0.58 |

Communication and Control

600 V Unshielded, Multiconductor, PVC, PVC



UL AWM 2463 VW-1

Operating Temperature

- 20°C to +80°C

Conductor Color Coding

- Chart F (page 532)

Materials

- Stranded tinned copper conductors
- PVC insulation
- Clear polyester wrap
- Slate PVC jacket

Availability

- 100 ft (30.5 m)
- 500 ft (152 m)
- 1000 ft (305 m)

16 AWG (1.32 mm²)

Stranding 19/0.0117 (19 x 0.29 mm)
Insulation Thickness 0.032 (0.81 mm)

| Part No. | Conductors | Nominal Diameter | | Jacket Thickness | |
|-------------|------------|------------------|-------|------------------|------|
| | | Inch | mm | Inch | mm |
| 1064 | 4 | 0.395 | 10.03 | 0.047 | 1.19 |
| 1065 | 5 | 0.430 | 10.92 | 0.047 | 1.19 |
| 1067 | 7 | 0.468 | 11.89 | 0.047 | 1.19 |
| 1069 | 9 | 0.577 | 14.66 | 0.063 | 1.60 |
| 1072 | 12 | 0.640 | 16.26 | 0.063 | 1.60 |
| 1075 | 15 | 0.694 | 17.63 | 0.063 | 1.60 |
| 1079 | 19 | 0.749 | 19.02 | 0.065 | 1.65 |
| 1085 | 25 | 0.907 | 23.04 | 0.083 | 2.11 |

14 AWG (2.08 mm²)

Stranding (19 x 0.0147 (19 x 0.37 mm))
Insulation thickness: 0.047 (1.19 mm)

| Part No. | Conductors | Nominal Diameter | | Jacket Thickness | |
|-------------|------------|------------------|-------|------------------|------|
| | | Inch | mm | Inch | mm |
| 1274 | 4 | 0.503 | 12.78 | 0.047 | 1.19 |
| 1275 | 5 | 0.584 | 14.83 | 0.063 | 1.60 |
| 1277 | 7 | 0.635 | 16.13 | 0.063 | 1.60 |
| 1279 | 9 | 0.744 | 18.90 | 0.065 | 1.60 |
| 1282 | 12 | 0.867 | 22.02 | 0.083 | 2.11 |



Communication and Control

300 V Unshielded, Multiconductor, IRR PVC, PVC



MIL-DTL-16878/1 (Type B)
UL AWM 2576 (150 V) VW-1

Operating Temperature

- -55°C to +105°C (MIL)
- -55°C to +80°C (AWM)

Conductor Color Coding

- 1 White, 2 Black, 3 Red, 4 Green

Materials

- Stranded tinned copper conductors
- Irradiated PVC insulation
- Clear polyester wrap
- White PVC jacket

Availability

100 ft (30.5 m)
 500 ft (152 m)
 1000 ft (305 m)

24 AWG (0.22 mm²)

Stranding: 7/32 (7 x 0.20 mm)
 Insulation thickness: 0.010 (0.25 mm)

| Part No. | Conductors | Nominal Diameter | | Jacket Thickness | |
|-------------|------------|------------------|------|------------------|------|
| | | Inch | mm | Inch | mm |
| 6622 | 2 | 0.155 | 3.94 | 0.032 | 0.81 |
| 6623 | 3 | 0.162 | 4.11 | 0.032 | 0.81 |
| 6624 | 4 | 0.173 | 4.39 | 0.032 | 0.81 |

22 AWG (0.35 mm²)

Stranding: 7/30 (7 x 0.25 mm)
 Insulation thickness: 0.010 (0.25 mm)

| Part No. | Conductors | Nominal Diameter | | Jacket Thickness | |
|-------------|------------|------------------|------|------------------|------|
| | | Inch | mm | Inch | mm |
| 6632 | 2 | 0.167 | 4.24 | 0.032 | 0.81 |
| 6633 | 3 | 0.175 | 4.44 | 0.032 | 0.81 |
| 6634 | 4 | 0.188 | 4.78 | 0.032 | 0.81 |

20 AWG (0.56 mm²)

Stranding: 7/28 (7 x 0.32 mm)
 Insulation thickness: 0.010 (0.25 mm)

| Part No. | Conductors | Nominal Diameter | | Jacket Thickness | |
|-------------|------------|------------------|------|------------------|------|
| | | Inch | mm | Inch | mm |
| 6642 | 2 | 0.183 | 4.65 | 0.032 | 0.81 |
| 6643 | 3 | 0.192 | 4.88 | 0.032 | 0.81 |
| 6644 | 4 | 0.207 | 5.26 | 0.032 | 0.81 |

18 AWG (0.89 mm²)

Stranding: 7/26 (7 x 0.40 mm)
 Insulation thickness: 0.010 (0.25 mm)

| Part No. | Conductors | Nominal Diameter | | Jacket Thickness | |
|-------------|------------|------------------|------|------------------|------|
| | | Inch | mm | Inch | mm |
| 6652 | 2 | 0.203 | 5.16 | 0.032 | 0.81 |
| 6653 | 3 | 0.214 | 5.44 | 0.032 | 0.81 |
| 6654 | 4 | 0.232 | 5.89 | 0.032 | 0.81 |

Communication and Control

300 V Unshielded and Braid Shield, Multiconductor, PVC, PVC



**UL AWM 2785 VW-1
UL CM
CSA CMG FT4**

Operating Temperature

- -20°C to +75°C (CM)
- -20°C to +60°C (AWM, CMG)

Conductor Color Coding

See tables

Materials

- Stranded tinned copper conductors
- PVC insulation
- Tinned copper braid shield, 80% coverage
- Slate PVC jacket

Availability

100 ft (30.5 m)*
500 ft (152 m)*
1000 ft (305 m)

*Parts 1243, 1243/4, and 1243/5 only

22 AWG Composite Shielded and Unshielded, UL AWM 2785, UL CM, and CSA CMG

22 AWG (0.35 mm²)

Stranding 7/30 (7 x 0.25 mm)
Insulation Thickness 0.016 (0.41 mm)

| Part No. | Conductors | Nominal Diameter | | Jacket Thickness | | Configuration | |
|---------------|------------|------------------|-------------|------------------|------|---------------|------------|
| | | Inch | mm | Inch | mm | Shielded | Unshielded |
| 1243 | 3 | 0.190 | 4.83 | 0.020 | 0.51 | 1 | 2 |
| 1243/4 | 4 | 0.185 x 0.285 | 4.70 x 7.24 | 0.020 | 0.51 | 2 | 2 |
| 1243/5 | 5 | 0.195 x 0.300 | 4.95 x 7.62 | 0.020 | 0.51 | 3 | 2 |

Conductor Color Coding
Shielded: 1 White, 2 Black, 3 Red
Unshielded: 1 Black, 2 Red

22 and 18 AWG Unshielded, UL CM and CSA CMG Only

22 AWG (0.35 mm²)

18 AWG (0.81 mm²)

Stranding: 7/30 (7 x 0.25 mm) 16/30 (16 x 0.25 mm)
Insulation thickness: 0.010 (0.25 mm) 0.018 (0.45 mm)

| Part No. | Conductors | | Nominal Diameter | | Jacket Thickness | |
|--------------|------------|--------|------------------|------|------------------|------|
| | 22 AWG | 18 AWG | Inch | mm | Inch | mm |
| 1826C | 4 | 2 | 0.241 | 6.12 | 0.025 | 0.63 |
| 1827C | 5 | 2 | 0.247 | 6.27 | 0.028 | 0.71 |
| 1828C | 6 | 2 | 0.261 | 6.63 | 0.028 | 0.71 |

Conductor Color Coding
22 AWG: Chart I (page 533)
18 AWG: Chart D (page 531)



Communication and Control

300 V Foil Shield, Multiconductor, PE, PVC



**UL AWM 2092, 2093,
2094 VW-1**
UL CMG
CSA CMG FT4

Operating Temperature

- -20°C to +75°C (CMG)
- -20°C to +60°C (AWM)

Conductor Color Coding

- 1 Black, 2 Red, 3 Natural, 4 Green

Materials

- Stranded tinned copper conductors
- Polyethylene insulation
- Aluminum/polyester foil shield, 25% overlap min.
Foil facing outward
- Stranded tinned copper drain wire (see table for sizes)
- Slate PVC jacket

Availability

100 ft (30.5 m)
500 ft (152 m), spool or box
1000 ft (305 m), spool or box

24 AWG (0.23 mm²)

Stranding: 7/32 (7 x 0.20 mm)
Insulation thickness: 0.016 (0.41 mm)
24 AWG (0.22 mm²) drain wire

| Part No. | Conductors | Nominal Diameter | | Jacket Thickness | | AWM |
|--------------|------------|------------------|------|------------------|------|------|
| | | Inch | mm | Inch | mm | |
| 2400C | 2 | 0.156 | 3.96 | 0.020 | 0.51 | 2092 |

22 AWG (0.35 mm²)

Stranding: 7/30 (7 x 0.25 mm)
Insulation thickness: 0.016 (0.41 mm)
22 AWG (0.35 mm²) drain wire

| Part No. | Conductors | Nominal Diameter | | Jacket Thickness | | AWM |
|---------------|------------|------------------|------|------------------|------|------|
| | | Inch | mm | Inch | mm | |
| 2401C* | 2 | 0.168 | 4.27 | 0.020 | 0.51 | 2092 |
| 2402C | 2 | 0.168 | 4.27 | 0.020 | 0.51 | 2092 |
| 2403C | 3 | 0.178 | 4.52 | 0.020 | 0.51 | 2093 |
| 2404C | 4 | 0.194 | 4.93 | 0.020 | 0.51 | 2094 |

20 AWG (0.56 mm²)

Stranding: 7/28 (7 x 0.32 mm)
Insulation thickness: 0.016 (0.41 mm)
20 AWG (0.50 mm²) drain wire

| Part No. | Conductors | Nominal Diameter | | Jacket Thickness | | AWM |
|---------------|------------|------------------|------|------------------|------|------|
| | | Inch | mm | Inch | mm | |
| 2411C* | 2 | 0.184 | 4.67 | 0.020 | 0.51 | 2092 |
| 2412C | 2 | 0.184 | 4.67 | 0.020 | 0.51 | 2092 |
| 2413C | 3 | 0.195 | 4.95 | 0.020 | 0.51 | 2093 |
| 2414C | 4 | 0.213 | 5.41 | 0.020 | 0.51 | 2094 |

18 AWG (0.81 mm²)

Stranding: 16/30 (16 x 0.25 mm)
Insulation thickness: 0.016 (0.41 mm)
20 AWG (0.50 mm²) drain wire

| Part No. | Conductors | Nominal Diameter | | Jacket Thickness | | AWM |
|---------------|------------|------------------|------|------------------|------|------|
| | | Inch | mm | Inch | mm | |
| 2421C* | 2 | 0.202 | 5.13 | 0.020 | 0.51 | 2092 |
| 2422C | 2 | 0.202 | 5.13 | 0.020 | 0.51 | 2092 |
| 2423C | 3 | 0.214 | 5.44 | 0.020 | 0.51 | 2093 |
| 2424C | 4 | 0.235 | 5.97 | 0.020 | 0.51 | 2094 |

16 AWG (1.32 mm²)

Stranding: 19/0.117 (19 x 0.30 mm)
Insulation thickness: 0.016 (0.41 mm)
18 AWG (0.81 mm²) drain wire

| Part No. | Conductors | Nominal Diameter | | Jacket Thickness | | AWM |
|--------------|------------|------------------|------|------------------|------|------|
| | | Inch | mm | Inch | mm | |
| 2432C | 2 | 0.226 | 5.74 | 0.020 | 0.51 | 2092 |
| 2433C | 3 | 0.240 | 6.10 | 0.020 | 0.51 | 2093 |

*Color code: 1 black, 2 natural.



Communication and Control

300 V Foil Shield, Multiconductor, PE, PVC



14 AWG (2.08 mm²)

Stranding: 41/30 (41 x 0.25 mm)
 Insulation thickness: 0.020 (0.51 mm)
 16 AWG (1.32 mm²) drain wire

| Part No. | Conductors | Nominal Diameter | | Jacket Thickness | | UL |
|--------------|------------|------------------|------|------------------|------|-----|
| | | Inch | mm | Inch | mm | |
| 2442C | 2 | 0.292 | 7.42 | 0.030 | 0.76 | CL2 |

UL CL2
CSA AWM I/II A/B FT4

Operating Temperature

- -20°C to +75°C (CL2)
- -20°C to +60°C (AWM)

Conductor Color Coding

- 1 Black, 2 Red, 3 Natural, 4 Green

Materials

- Stranded tinned copper conductors
- Polyethylene insulation
- Aluminum/polyester foil shield, 25% overlap min.
 Foil facing outward
 Stranded tinned copper drain wire (see table for sizes)
- Slate PVC jacket

Availability

100 ft (30.5 m)
 500 ft (152 m), spool or box
 1000 ft (305 m), spool or box

12 AWG (3.29 mm²)

Stranding: 65/30 (65 x 0.25 mm)
 Insulation thickness: 0.020 (0.51 mm)
 14 AWG (2.08 mm²) drain wire

| Part No. | Conductors | Nominal Diameter | | Jacket Thickness | | UL |
|--------------|------------|------------------|------|------------------|------|-----|
| | | Inch | mm | Inch | mm | |
| 2444C | 2 | 0.330 | 8.38 | 0.030 | 0.76 | CL2 |



Communication and Control

300 V Foil Shield, Multiconductor, PP, PE, PVC/PVC



**UL CM
VW-1
CSA CMG FT4**

Operating Temperature

- -20°C to +75°C (CM)
- -20°C to +60°C (CMG)

Conductor Color Coding

- 1 White, 2 Black, 3 Red, 4 Green
- 1 Black, 2 Red, 3 White, 4 Green

Materials

- Stranded tinned copper conductors (except 2460C)
- PP, PE, or PVC insulation
- Aluminum/polyester foil shield, 25% overlap min.
Foil facing outward
1243/3C: foil facing inward
Stranded tinned copper drain wire (except 2460C)
- Slate PVC jacket
2461C: slate or black

Availability

100 ft (30.5 m)
500 ft (152 m)
1000 ft (305 m)

Polypropylene Insulation

22 AWG (0.35 mm²)

Stranding: 7/30 (7 x 0.25 mm) or solid
Insulation Thickness: 0.008 (0.20 mm)

| Part No. | Conductors | Nominal Diameter | | Jacket Thickness | | Configuration | |
|--------------|------------|------------------|------|------------------|------|---------------|------------|
| | | Inch | mm | Inch | mm | Shielded | Unshielded |
| 2460C | 2 (solid) | 0.126 | 3.20 | 0.020 | 0.51 | 2 | 0 |
| 2461C | 2 | 0.136 | 3.45 | 0.020 | 0.51 | 2 | 0 |

Polyethylene Insulation

20 AWG (0.56 mm²)

Stranding: 7/28 (7 x 0.32 mm)
Insulation Thickness: 0.014 (0.36 mm)

| Part No. | Conductors | Nominal Diameter | | Jacket Thickness | | Configuration | |
|----------------|------------|------------------|------|------------------|------|---------------|------------|
| | | Inch | mm | Inch | mm | Shielded | Unshielded |
| 1243/3C | 3 | 0.210 | 5.33 | 0.030 | 0.76 | 2 | 1 |
| 2464C | 4 | 0.165 | 4.19 | 0.020 | 0.51 | 2 | 2 |

PVC Insulation

20 AWG (0.56 mm²)

Stranding: 7/28 (7 x 0.32 mm)
Insulation Thickness: 0.015 (0.38 mm)

| Part No. | Conductors | Nominal Diameter | | Jacket Thickness | | Configuration | |
|--------------|------------|------------------|------|------------------|------|---------------|------------|
| | | Inch | mm | Inch | mm | Shielded | Unshielded |
| 2465C | 4 | 0.240 | 6.10 | 0.030 | 0.76 | 2 | 2 |



Communication and Control

300 V Foil Shield, Multiconductor, PVC, PVC



**UL AWM 2576 (150 V) VW-1
UL CM
CSA CMG FT4**

Operating Temperature

- -20°C to +80°C (AWM)
- -20°C to +75°C (CM)
- -20°C to +60°C (CMG)

Conductor Color Coding

- Chart D (page 531)

Materials

- Stranded tinned copper conductors
- PVC insulation
- Aluminum/polyester foil shield, 25% overlap min.
Foil facing outward
Stranded tinned copper drain wire equal in size to conductor
- Slate PVC jacket

Availability

100 ft (30.5 m)
500 ft (152 m)
1000 ft (305 m)

24 AWG (0.23 mm²)

Stranding: 7/32 (7 x 0.20 mm)
Insulation thickness: 0.010 (0.25 mm)

| Part No. | Conductors | Nominal Diameter | | Jacket Thickness | |
|----------|------------|------------------|-------|------------------|------|
| | | Inch | mm | Inch | mm |
| 1212C | 2 | 0.156 | 3.96 | 0.032 | 0.81 |
| 1213C | 3 | 0.163 | 4.14 | 0.032 | 0.81 |
| 1214C | 4 | 0.174 | 4.42 | 0.032 | 0.81 |
| 1215C | 5 | 0.187 | 4.75 | 0.032 | 0.81 |
| 1216C | 6 | 0.201 | 5.11 | 0.032 | 0.81 |
| 1217C | 7 | 0.201 | 5.11 | 0.032 | 0.81 |
| 1218C | 8 | 0.214 | 5.44 | 0.032 | 0.81 |
| 1219C | 9 | 0.228 | 5.79 | 0.032 | 0.81 |
| 1219/10C | 10 | 0.244 | 6.20 | 0.032 | 0.81 |
| 1219/12C | 12 | 0.251 | 6.38 | 0.032 | 0.81 |
| 1219/15C | 15 | 0.270 | 6.86 | 0.032 | 0.81 |
| 1219/20C | 20 | 0.298 | 7.57 | 0.032 | 0.81 |
| 1219/25C | 25 | 0.332 | 8.43 | 0.032 | 0.81 |
| 1219/37C | 37 | 0.376 | 9.55 | 0.032 | 0.81 |
| 1219/40C | 40 | 0.390 | 9.91 | 0.032 | 0.81 |
| 1219/50C | 50 | 0.427 | 10.85 | 0.032 | 0.81 |

22 AWG (0.35 mm²)

Stranding: 7/30 (7 x 0.25 mm)
Insulation thickness: 0.010 (0.25 mm)

| Part No. | Conductors | Nominal Diameter | | Jacket Thickness | |
|----------|------------|------------------|-------|------------------|------|
| | | Inch | mm | Inch | mm |
| 1292C | 2 | 0.168 | 4.27 | 0.032 | 0.81 |
| 1293C | 3 | 0.176 | 4.47 | 0.032 | 0.81 |
| 1294C | 4 | 0.189 | 4.80 | 0.032 | 0.81 |
| 1295C | 5 | 0.204 | 5.18 | 0.032 | 0.81 |
| 1296C | 6 | 0.219 | 5.56 | 0.032 | 0.81 |
| 1297C | 7 | 0.219 | 5.56 | 0.032 | 0.81 |
| 1298C | 8 | 0.234 | 5.94 | 0.032 | 0.81 |
| 1299C | 9 | 0.250 | 6.35 | 0.032 | 0.81 |
| 1299/10C | 10 | 0.268 | 6.81 | 0.032 | 0.81 |
| 1299/12C | 12 | 0.276 | 7.01 | 0.032 | 0.81 |
| 1299/15C | 15 | 0.298 | 7.57 | 0.032 | 0.81 |
| 1299/20C | 20 | 0.330 | 8.38 | 0.032 | 0.81 |
| 1299/25C | 25 | 0.368 | 9.35 | 0.032 | 0.81 |
| 1299/30C | 30 | 0.389 | 9.88 | 0.032 | 0.81 |
| 1299/37C | 37 | 0.418 | 10.62 | 0.032 | 0.81 |
| 1299/40C | 40 | 0.433 | 11.00 | 0.032 | 0.81 |
| 1299/50C | 50 | 0.482 | 12.24 | 0.035 | 0.89 |



Communication and Control

300 V Foil Shield, Multiconductor, SR-PVC, PVC



UL AWM 2464 VW-1
UL CM
CSA CMG FT4

Operating Temperature

- -20°C to +80°C (AWM)
- -20°C to +75°C (CM)
- -20°C to +60°C (CMG)

Conductor Color Coding

- Chart F (page 532)

Materials

- Stranded tinned copper conductors
- Semirigid PVC insulation
- Aluminum/polyester foil shield, 25% overlap min.
Foil facing outward
- Stranded tinned copper drain wire equal in size to conductor
- Slate PVC jacket

Availability

100 ft (30.5 m)
 500 ft (152 m)
 1000 ft (305 m)

24 AWG (0.22 mm²)

Stranding: 7/32 (7 x 0.20 mm)
 Insulation thickness: 0.010 (0.25 mm)

| Part No. | Conductors | Nominal Diameter | | Jacket Thickness | |
|-----------------|------------|------------------|-------|------------------|------|
| | | Inch | mm | Inch | mm |
| 6300/3* | 3 | 0.163 | 4.14 | 0.032 | 0.81 |
| 6300/4* | 4 | 0.174 | 5.44 | 0.032 | 0.81 |
| 6305 | 5 | 0.187 | 4.75 | 0.032 | 0.81 |
| 6306* | 6 | 0.201 | 5.11 | 0.032 | 0.81 |
| 6300/8* | 8 | 0.214 | 5.44 | 0.032 | 0.81 |
| 6300/10* | 10 | 0.244 | 6.20 | 0.032 | 0.81 |
| 6307 | 15 | 0.270 | 6.86 | 0.032 | 0.81 |
| 6308 | 20 | 0.298 | 7.57 | 0.032 | 0.81 |
| 6309 | 25 | 0.332 | 8.43 | 0.032 | 0.81 |
| 6310 | 30 | 0.366 | 9.30 | 0.040 | 1.02 |
| 6311 | 40 | 0.406 | 10.31 | 0.040 | 1.02 |
| 6312 | 50 | 0.453 | 11.51 | 0.045 | 1.14 |


Mutual capacitance: 32 pF/ft (105 pF/m)
 Ground capacitance: 58 pF/ft (190 pF/m)

*Color coding: 1 Black, 2 White, 3 Red, 4 Green, 5 Brown, 6 Blue, 7 Orange, 8 Yellow, 9 Violet, 10 Slate.



Communication and Control

300 V Spiral Shield, Multiconductor, PVC, PVC



AWM 2095
AWM 1108 (Single-conductor cables)

Operating Temperature

- -20°C to +80°C

Conductor Color Coding

- 1 Black, 2 Red, 3 White, 4 Green, 5 Yellow, 6 Blue

Materials

- Stranded tinned copper conductors
- PVC insulation
- Clear polyester wrap (multiconductor only)
- Bare copper spiral shield, 95% coverage
- Slate PVC jacket

Availability

100 ft (30.5 m)
500 ft (152 m)
1000 ft (305 m)

22 AWG (0.35 mm²)

Stranding: 7/30 (7 x 0.25 mm)
Insulation thickness: 0.016 (0.41 mm)

| Part No. | Conductors | Nominal Diameter | | Jacket Thickness | |
|---------------|------------|------------------|------|------------------|------|
| | | Inch | mm | Inch | mm |
| 2254/1 | 1 | 0.112 | 2.84 | 0.020 | 0.51 |
| 2254 | 2 | 0.177 | 4.50 | 0.020 | 0.51 |
| 2254/3 | 3 | 0.187 | 4.75 | 0.020 | 0.51 |
| 2254/4 | 4 | 0.206 | 5.23 | 0.020 | 0.51 |
| 2254/6 | 6 | 0.243 | 6.17 | 0.020 | 0.51 |

20 AWG (0.56 mm²)

Stranding: 10/30 (10 x 0.25 mm)
Insulation thickness: 0.016 (0.41 mm)

| Part No. | Conductors | Nominal Diameter | | Jacket Thickness | |
|---------------|------------|------------------|------|------------------|------|
| | | Inch | mm | Inch | mm |
| 2256/1 | 1 | 0.119 | 3.02 | 0.020 | 0.51 |
| 2256 | 2 | 0.191 | 4.85 | 0.020 | 0.51 |
| 2256/3 | 3 | 0.202 | 5.13 | 0.020 | 0.51 |
| 2256/4 | 4 | 0.223 | 5.66 | 0.020 | 0.51 |
| 2256/6 | 6 | 0.264 | 6.71 | 0.020 | 0.51 |

18 AWG (0.81 mm²)

Stranding: 16/30 (16 x 0.25 mm)
Insulation thickness: 0.016 (0.41 mm)

| Part No. | Conductors | Nominal Diameter | | Jacket Thickness | |
|---------------|------------|------------------|------|------------------|------|
| | | Inch | mm | Inch | mm |
| 2258/1 | 1 | 0.129 | 3.28 | 0.020 | 0.51 |
| 2258 | 2 | 0.214 | 5.44 | 0.020 | 0.51 |
| 2258/3 | 3 | 0.226 | 5.74 | 0.020 | 0.51 |
| 2258/4 | 4 | 0.247 | 6.27 | 0.020 | 0.51 |

16 AWG (1.32 mm²)

Stranding: 26/30 (26 x 0.25 mm)
Insulation thickness: 0.016 (0.41 mm)

| Part No. | Conductors | Nominal Diameter | | Jacket Thickness | |
|---------------|------------|------------------|------|------------------|------|
| | | Inch | mm | Inch | mm |
| 2260 | 2 | 0.240 | 6.10 | 0.020 | 0.51 |
| 2260/3 | 3 | 0.254 | 6.45 | 0.020 | 0.51 |



Communication and Control

600 V Braid Shield, Multiconductor, PVC, PVC



MIL-DTL-16878/1 (Type B)

Operating Temperature

- -55°C to +105°C

Conductor Color Coding

- Chart F (page 532)

Materials

- Stranded tinned copper conductors
- PVC insulation
- Clear polyester wrap
- Tinned copper braid shield, 90% coverage
- Slate PVC jacket

Availability

- 100 ft (30.5 m)
- 1000 ft (305 m)

28 AWG (0.09 mm²)

Stranding: 7/36 (7 x 0.13 mm)
Insulation thickness: 0.010 (0.25 mm)

| Part No. | Conductors | Nominal Diameter | | Jacket Thickness | |
|-------------|------------|------------------|------|------------------|------|
| | | Inch | mm | Inch | mm |
| 3302 | 2 | 0.119 | 3.02 | 0.012 | 0.30 |
| 3303 | 3 | 0.124 | 3.15 | 0.012 | 0.30 |
| 3304 | 4 | 0.134 | 3.40 | 0.012 | 0.30 |
| 3306 | 6 | 0.161 | 4.09 | 0.015 | 0.38 |
| 3308 | 8 | 0.171 | 4.34 | 0.015 | 0.38 |
| 3310 | 10 | 0.201 | 5.11 | 0.018 | 0.46 |
| 3312 | 12 | 0.206 | 5.23 | 0.018 | 0.46 |
| 3315 | 15 | 0.236 | 5.99 | 0.020 | 0.51 |
| 3320 | 20 | 0.261 | 6.63 | 0.022 | 0.56 |

Communication and Control

600 V Braid Shield, Multiconductor, PVC/Nylon, PVC



MIL-DTL-16878/17 (Type B/N)

Operating Temperature

- 55°C to +105°C

Conductor Color Coding

- 1 White, 2 Black, 3 Red, 4 Green (unless otherwise noted)

Materials

- Stranded tinned copper conductors
- PVC/nylon insulation
- Clear polyester wrap (multiconductor only)
- Tinned copper braid shield, 90% coverage
- Slate PVC jacket

Availability

- 100 ft (30.5 m)
- 500 ft (152 m)
- 1000 ft (305 m)

26 AWG (0.14 mm²)

Stranding: 7/34 (7 x 0.16 mm)
Insulation thickness: 0.010 (0.25 mm) PVC/0.003 (0.08 mm) nylon

| Part No. | Conductors | Nominal Diameter | | Jacket Thickness | |
|-------------|------------|------------------|------|------------------|------|
| | | Inch | mm | Inch | mm |
| 3200 | 1 | 0.087 | 2.21 | 0.010 | 0.25 |
| 3201 | 2 | 0.143 | 3.63 | 0.014 | 0.36 |
| 3202 | 3 | 0.150 | 3.81 | 0.014 | 0.36 |
| 3203 | 4 | 0.166 | 4.22 | 0.016 | 0.41 |

24 AWG (0.24 mm²)

Stranding: 19/36 (19 x 0.13 mm)
Insulation thickness: 0.010 (0.25 mm) PVC/0.003 (0.08 mm) nylon

| Part No. | Conductors | Nominal Diameter | | Jacket Thickness | |
|-------------|------------|------------------|------|------------------|------|
| | | Inch | mm | Inch | mm |
| 3210 | 1 | 0.093 | 2.36 | 0.010 | 0.25 |
| 3211 | 2 | 0.159 | 4.04 | 0.016 | 0.41 |
| 3212 | 3 | 0.167 | 4.24 | 0.016 | 0.41 |
| 3213 | 4 | 0.182 | 4.62 | 0.017 | 0.43 |

22 AWG (0.38 mm²)

Stranding: 19/34 (19 x 0.16 mm)
Insulation thickness: 0.010 (0.25 mm) PVC/0.003 (0.08 mm) nylon

| Part No. | Conductors | Nominal Diameter | | Jacket Thickness | |
|--------------|------------|------------------|------|------------------|------|
| | | Inch | mm | Inch | mm |
| 3220 | 1 | 0.100 | 2.54 | 0.010 | 0.25 |
| 3221 | 2 | 0.173 | 4.39 | 0.016 | 0.41 |
| 3222 | 3 | 0.184 | 4.67 | 0.017 | 0.43 |
| 3223 | 4 | 0.203 | 5.16 | 0.019 | 0.49 |
| 3335* | 5 | 0.228 | 5.79 | 0.020 | 0.51 |
| 3336* | 6 | 0.246 | 6.25 | 0.020 | 0.64 |
| 3337* | 8 | 0.274 | 6.96 | 0.025 | 0.64 |

*Color code chart F.

Communication and Control

600 V Braid Shield, Multipair, PVC/Nylon, PVC



MIL-DTL-16878/17 (Type B/N)

Operating Temperature

- 55°C to +105°C

Conductor Color Coding

- 1 White, 2 Black, 3 Red, 4 Green (unless otherwise noted)

Materials

- Stranded tinned copper conductors
- PVC/nylon insulation
- Clear polyester wrap (multiconductor only)
- Tinned copper braid shield, 90% coverage
- Slate PVC jacket

Availability

- 100 ft (30.5 m)
- 500 ft (152 m)
- 1000 ft (305 m)

20 AWG (0.61 mm²)

Stranding: 19/32 (19 x 0.20 mm)
Insulation thickness: 0.010 (0.25 mm) PVC/0.003 (0.08 mm) nylon

| Part No. | Conductors | Nominal Diameter | | Jacket Thickness | |
|-------------|------------|------------------|------|------------------|------|
| | | Inch | mm | Inch | mm |
| 3230 | 1 | 0.108 | 2.74 | 0.010 | 0.25 |
| 3231 | 2 | 0.195 | 4.95 | 0.019 | 0.49 |
| 3232 | 3 | 0.205 | 5.21 | 0.019 | 0.49 |
| 3233 | 4 | 0.227 | 5.77 | 0.021 | 0.53 |

18 AWG (0.96 mm²)

Stranding: 19/30 (19 x 0.25 mm)
Insulation thickness: 0.010 (0.25 mm) PVC/0.003 (0.08 mm) nylon

| Part No. | Conductors | Nominal Diameter | | Jacket Thickness | |
|-------------|------------|------------------|------|------------------|------|
| | | Inch | mm | Inch | mm |
| 3240 | 1 | 0.122 | 3.10 | 0.012 | 0.30 |
| 3241 | 2 | 0.219 | 5.56 | 0.021 | 0.53 |
| 3242 | 3 | 0.233 | 5.92 | 0.022 | 0.56 |
| 3243 | 4 | 0.261 | 6.63 | 0.023 | 0.58 |

16 AWG (1.23 mm²)

Stranding: 19/29 (19 x 0.29 mm)
Insulation thickness: 0.010 (0.25 mm) PVC/0.003 (0.08 mm) nylon

| Part No. | Conductors | Nominal Diameter | | Jacket Thickness | |
|-------------|------------|------------------|-------|------------------|------|
| | | Inch | mm | Inch | mm |
| 3245 | 1 | 0.136 | 0.136 | 0.016 | 0.41 |
| 3246 | 2 | 0.241 | 0.241 | 0.023 | 0.58 |
| 3247 | 3 | 0.254 | 0.254 | 0.023 | 0.58 |
| 3248 | 4 | 0.279 | 0.279 | 0.025 | 0.64 |

Communication and Control

300 V Braid Shield, Multiconductor, PVC, PVC



UL AWM 2095 VW-1
UL AWM 1108
(Single-Conductor Cables)
UL CM
CSA CMG FT4

Operating Temperature

- -20°C to +80°C (AWM)
- -20°C to +75°C (CM)
- -20°C to +60°C (CMG)

Conductor Color Coding

- Chart D (page 531)

Materials

- Stranded or solid tinned copper conductors
- PVC insulation
- Clear polyester wrap (multiconductor only)
- Bare copper braid shield, 75% coverage
- Slate PVC jacket

Availability

100 ft (30.5 m)
 500 ft (152 m)
 1000 ft (305 m)

22 AWG (0.32 mm²)

Stranding: Solid
 Insulation thickness: 0.020 (0.51 mm)

| Part No. | Conductors | Nominal Diameter | | Jacket Thickness | |
|----------|------------|------------------|------|------------------|------|
| | | Inch | mm | Inch | mm |
| 1775C | 2 | 0.195 | 4.95 | 0.020 | 0.51 |

22 AWG (0.35 mm²)

Stranding: 7/30 (7 x 0.25 mm)
 Insulation thickness: 0.016 (0.41 mm)

| Part No. | Conductors | Nominal Diameter | | Jacket Thickness | |
|----------|------------|------------------|------|------------------|------|
| | | Inch | mm | Inch | mm |
| 1735 | 1 | 0.124 | 3.15 | 0.020 | 0.51 |
| 1736C | 2 | 0.189 | 4.80 | 0.020 | 0.51 |
| 1737C | 3 | 0.199 | 5.05 | 0.020 | 0.51 |
| 1738C | 4 | 0.215 | 5.46 | 0.020 | 0.51 |

20 AWG (0.56 mm²)

Stranding: 7/28 (7 x 0.32 mm)
 Insulation thickness: 0.016 (0.41 mm)

| Part No. | Conductors | Nominal Diameter | | Jacket Thickness | |
|----------|------------|------------------|------|------------------|------|
| | | Inch | mm | Inch | mm |
| 1741C | 2 | 0.205 | 5.21 | 0.020 | 0.51 |
| 1742C | 3 | 0.216 | 5.49 | 0.020 | 0.51 |
| 1743C | 4 | 0.234 | 5.94 | 0.020 | 0.51 |

18 AWG (0.81 mm²)

Stranding: 16/30 (16 x 0.25 mm)
 Insulation thickness: 0.016 (0.41 mm)

| Part No. | Conductors | Nominal Diameter | | Jacket Thickness | |
|----------|------------|------------------|------|------------------|------|
| | | Inch | mm | Inch | mm |
| 1745 | 1 | 0.141 | 3.58 | 0.020 | 0.51 |
| 1746C | 2 | 0.223 | 5.66 | 0.020 | 0.51 |
| 1747C | 3 | 0.235 | 5.97 | 0.020 | 0.51 |
| 1747/4C | 4 | 0.256 | 6.50 | 0.020 | 0.51 |

16 AWG (1.32 mm²)

Stranding: 19/0.0117 (19 x 0.30 mm)
 Insulation thickness: 0.016 (0.41 mm)

| Part No. | Conductors | Nominal Diameter | | Jacket Thickness | |
|----------|------------|------------------|------|------------------|------|
| | | Inch | mm | Inch | mm |
| 1748C | 2 | 0.247 | 6.27 | 0.020 | 0.51 |
| 1749C | 3 | 0.261 | 6.63 | 0.020 | 0.51 |



Communication and Control

450 V Braid Shield, Multiconductor, PVC, PVC



14 AWG (2.08 mm²)

Stranding: 41/30 (41 x 0.25 mm)
Insulation thickness: 0.020 (0.51 mm)

| Part No. | Conductors | Nominal Diameter | | Jacket Thickness | |
|----------|------------|------------------|------|------------------|------|
| | | Inch | mm | Inch | mm |
| 1750 | 2 | 0.299 | 7.59 | 0.020 | 0.51 |
| 1751 | 3 | 0.317 | 8.05 | 0.020 | 0.51 |

Operating Temperature

- 20°C to +80°C

Conductor Color Coding

- Chart D (page 531)

Materials

- Stranded tinned copper conductors
- PVC insulation
- Clear polyester wrap
- Bare copper braid shield, 75% coverage
- Slate PVC jacket

Availability

- 100 ft (30.5 m)
- 500 ft (152 m)
- 1000 ft (305 m)

12 AWG (3.29 mm²)

Stranding: 65/30 (65 x 0.25 mm)
Insulation thickness: 0.020 (0.51 mm)

| Part No. | Conductors | Nominal Diameter | | Jacket Thickness | |
|----------|------------|------------------|------|------------------|------|
| | | Inch | mm | Inch | mm |
| 1760 | 2 | 0.337 | 8.56 | 0.020 | 0.51 |
| 1761 | 3 | 0.358 | 9.09 | 0.020 | 0.51 |

Communication and Control

600 V Braid Shield, Multiconductor, IRR PVC, PVC



MIL-DTL-16878/1 (Type B)

Operating Temperature

- 55°C to +105°C

Conductor Color Coding

- Chart G (page 532)

Materials

- Stranded tinned copper conductors
- Irradiated PVC insulation
- Clear polyester wrap
- Tinned copper braid shield, 90% coverage
- White PVC jacket

Availability

1000 ft (305 m)

24 AWG (0.22 mm²)

Stranding: 7/32 (7 x 0.20 mm)
Insulation thickness: 0.010 (0.25 mm)

| Part No. | Conductors | Nominal Diameter | | Jacket Thickness | |
|-------------|------------|------------------|------|------------------|------|
| | | Inch | mm | Inch | mm |
| 7622 | 2 | 0.163 | 4.14 | 0.025 | 0.64 |
| 7623 | 3 | 0.170 | 4.32 | 0.025 | 0.64 |
| 7624 | 4 | 0.181 | 4.60 | 0.025 | 0.64 |

22 AWG (0.35 mm²)

Stranding: 7/30 (7 x 0.25 mm)
Insulation thickness: 0.010 (0.25 mm)

| Part No. | Conductors | Nominal Diameter | | Jacket Thickness | |
|-------------|------------|------------------|------|------------------|------|
| | | Inch | mm | Inch | mm |
| 7631 | 1 | 0.122 | 3.10 | 0.025 | 0.64 |
| 7632 | 2 | 0.175 | 4.45 | 0.025 | 0.64 |
| 7633 | 3 | 0.183 | 4.65 | 0.025 | 0.64 |
| 7634 | 4 | 0.196 | 4.98 | 0.025 | 0.64 |

20 AWG (0.56 mm²)

Stranding: 7/28 (7 x 0.32 mm)
Insulation thickness: 0.010 (0.25 mm)

| Part No. | Conductors | Nominal Diameter | | Jacket Thickness | |
|-------------|------------|------------------|------|------------------|------|
| | | Inch | mm | Inch | mm |
| 7661 | 1 | 0.130 | 3.30 | 0.025 | 0.64 |
| 7662 | 2 | 0.191 | 4.85 | 0.025 | 0.64 |
| 7663 | 3 | 0.200 | 5.08 | 0.025 | 0.64 |
| 7664 | 4 | 0.215 | 5.46 | 0.025 | 0.64 |

18 AWG (0.89 mm²)

Stranding: 7/26 (7 x 0.40 mm)
Insulation thickness: 0.010 (0.25 mm)

| Part No. | Conductors | Nominal Diameter | | Jacket Thickness | |
|-------------|------------|------------------|------|------------------|------|
| | | Inch | mm | Inch | mm |
| 7671 | 1 | 0.140 | 3.56 | 0.025 | 0.64 |
| 7672 | 2 | 0.211 | 5.35 | 0.025 | 0.64 |
| 7673 | 3 | 0.222 | 5.64 | 0.025 | 0.64 |
| 7674 | 4 | 0.240 | 6.09 | 0.025 | 0.64 |

Communication and Control

1000 V Braid Shield, Multiconductor, PVC, PVC



MIL-DTL-16878/2 (Type C)

Operating Temperature

- 55°C to +105°C

Conductor Color Coding

- Chart F (page 532)

Materials

- Stranded tinned copper conductors
- PVC insulation
- Clear polyester wrap
- Tinned copper braid shield, 90% coverage
- Slate PVC jacket

Availability

100 ft (30.5 m)

1000 ft (305 m)

18 AWG (0.96 mm²)

Stranding: 19/30 (19 x 0.25 mm)
Insulation thickness: 0.016 (0.41 mm)

| Part No. | Conductors | Nominal Diameter | | Jacket Thickness | |
|-------------|------------|------------------|-------|------------------|------|
| | | Inch | mm | Inch | mm |
| 3405 | 5 | 0.303 | 7.70 | 0.025 | 0.64 |
| 3408 | 8 | 0.364 | 9.25 | 0.030 | 0.76 |
| 3410 | 10 | 0.429 | 10.90 | 0.035 | 0.89 |
| 3412 | 12 | 0.442 | 11.23 | 0.035 | 0.89 |
| 3415 | 15 | 0.488 | 12.40 | 0.040 | 1.02 |
| 3420 | 20 | 0.550 | 13.97 | 0.045 | 1.14 |
| 3430 | 30 | 0.667 | 16.94 | 0.055 | 1.40 |

16 AWG (1.23 mm²)

Stranding: 19/29 (19 x 0.29 mm)
Insulation thickness: 0.018 (0.45 mm)

| Part No. | Conductors | Nominal Diameter | | Jacket Thickness | |
|-------------|------------|------------------|-------|------------------|------|
| | | Inch | mm | Inch | mm |
| 3444 | 4 | 0.316 | 8.03 | 0.031 | 0.79 |
| 3446 | 6 | 0.376 | 9.55 | 0.034 | 0.86 |
| 3450 | 10 | 0.487 | 12.37 | 0.044 | 1.12 |
| 3452 | 12 | 0.509 | 12.93 | 0.048 | 1.22 |

Communication and Control

Braid or Spiral Shield, Multiconductor, PE, PVC Microphone Cable



Operating Temperature

- 20°C to +60°C

Conductor Color Coding

- 1-White, 2-Black

Materials

- Stranded tinned copper conductors
- Polyethylene insulation
- Clear polyester wrap (multiconductor only)

- Braided tinned copper or spiral wrapped tinned copper shield, 90% coverage (85% for part no. 1712)
- Slate PVC jacket

Availability

- 100 ft (30.5 m)
- 500 ft (152 m)
- 1000 ft (305 m)

1-Conductor Cable for High-Impedance Microphones

| Part No. | Voltage Rating | Wire Size | | Stranding | | Nominal Diameter | | Shield | Jacket Thickness | | Insulation Thickness | | Capacitance | |
|----------|----------------|-----------|-----------------|-----------|-----------|------------------|------|--------|------------------|------|----------------------|------|-------------|------|
| | | AWG | mm ² | AWG | mm | Inch | mm | | Inch | mm | Inch | mm | pF/ft | pF/m |
| 1706* | 4000 | 20 | 0.52 | 26/34 | 26 x 0.16 | 0.182 | 4.62 | Braid | 0.030 | 0.76 | 0.031 | 0.79 | 38 | 125 |
| 1703 | 3500 | 24 | 0.20 | 10/34 | 10 x 0.16 | 0.146 | 3.71 | Braid | 0.030 | 0.76 | 0.020 | 0.50 | 36 | 118 |
| 1702** | 1000 | 26 | 0.14 | 7/34 | 7 x 0.16 | 0.101 | 2.57 | Spiral | 0.020 | 0.51 | 0.016 | 0.41 | 35 | 115 |
| 1705 | 1000 | 24 | 0.20 | 10/34 | 10 x 0.16 | 0.106 | 2.69 | Spiral | 0.020 | 0.51 | 0.016 | 0.41 | 41 | 135 |

*UL AWM 1150, 300 V.

**1702 has 3 strands of tinned copper and 4 strands of tinned Copperweld.

2-Conductor Cable for Low-Impedance Microphones

| Part No. | Voltage Rating | Wire Size | | Stranding | | Nominal Diameter | | Shield | Jacket Thickness | | Insulation Thickness | | Capacitance* | |
|----------|----------------|-----------|-----------------|-----------|-----------|------------------|------|--------|------------------|------|----------------------|------|--------------|------|
| | | AWG | mm ² | AWG | mm | Inch | mm | | Inch | mm | Inch | mm | pF/ft | pF/m |
| 1709 | 1000 | 24 | 0.20 | 10/34 | 10 x 0.16 | 0.185 | 4.70 | Spiral | 0.030 | 0.76 | 0.016 | 0.41 | 32 | 105 |
| 1710 | 1000 | 22 | 0.38 | 19/34 | 19 x 0.16 | 0.239 | 6.07 | Braid | 0.025 | 0.64 | 0.025 | 0.63 | 30 | 98 |
| 1712 | 600 | 20 | 0.52 | 26/34 | 26 x 0.16 | 0.221 | 5.61 | Braid | 0.030 | 0.76 | 0.015 | 0.38 | 44 | 144 |

*Capacitance between one conductor and remaining conductors connected to shield.

Communication and Control

600 V Braid Shield, Multiconductor, PE, PVC Audio Cable



Materials

- Bare copper conductors
- Polyethylene insulation
- Tinned copper braid shield, 95% coverage
- PVC jacket

Operating Temperature

- -20°C to +60°C

Availability

- 100 ft (30.5 m)
- 1000 ft (305 m)

Conductor Color Coding

- 1771: White, blue
Black, red, or orange jacket
- 1772: White, blue, white, blue
Black, brown, slate, or yellow jacket

| Part No. | Conductors | Wire Size | | Stranding | | Nominal Diameter | | Shield | Jacket Thickness | | Insulation Thickness | | Capacitance | |
|----------|------------|-----------|-----------------|-----------|-----------|------------------|------|--------|------------------|------|----------------------|------|-------------|------|
| | | AWG | mm ² | AWG | mm | Inch | mm | | Inch | mm | Inch | mm | pF/ft | pF/m |
| 1771 | 2 | 23 | 0.29 | 60/40 | 60 x 0.08 | 0.243 | 6.17 | Braid | 0.040 | 1.01 | 0.020 | 0.51 | 17.9 | 58.7 |
| 1772 | 4 | 25 | 0.20 | 40/40 | 40 x 0.08 | 0.239 | 6.07 | Braid | 0.044 | 1.11 | 0.014 | 0.35 | 18 | 69.1 |

Communication and Control

600 V Multiconductor, PE, PVC
Braid Shield



Operating Temperature

- -20°C to +60°C

Conductor Color Coding

- Chart H (page 533)

Materials

- Stranded tinned copper conductors
- Polyethylene insulation
- Clear polyester wrap
- Braided tinned copper shield, 85% coverage
- Slate PVC jacket

Availability

100 ft (30.5 m)
500 ft (152 m)
1000 ft (305 m)

20 AWG (0.52 mm²)

Stranding: 26/34 (26 x 0.16 mm)
Insulation thickness: 0.015 (0.38 mm)

| Part No. | Conductors | Nominal Diameter | | Jacket Thickness | |
|----------|------------|------------------|-------|------------------|------|
| | | Inch | mm | Inch | mm |
| 1712 | 2 | 0.221 | 5.61 | 0.030 | 0.76 |
| 1713 | 3 | 0.248 | 6.30 | 0.035 | 0.88 |
| 1715 | 4 | 0.266 | 6.76 | 0.035 | 0.88 |
| 1716 | 5 | 0.285 | 7.24 | 0.035 | 0.88 |
| 1717 | 6 | 0.306 | 7.77 | 0.035 | 0.88 |
| 1719 | 8 | 0.327 | 8.31 | 0.035 | 0.88 |
| 1721 | 10 | 0.373 | 9.47 | 0.035 | 0.88 |
| 1723 | 12 | 0.384 | 9.75 | 0.035 | 0.88 |
| 1726 | 15 | 0.421 | 10.69 | 0.035 | 0.88 |
| 1728 | 20 | 0.462 | 11.73 | 0.035 | 0.88 |

Communication and Control

600 V Multiconductor, Rubber, Polychloroprene Braid Shield



Operating Temperature

- -20°C to +60°C

Conductor Color Coding

- Chart H (page 533)

Materials

- Stranded tinned copper conductors
- EPDM rubber insulation
- Clear polyester wrap
- Tinned copper braid shield, 85% coverage
- Black polychloroprene jacket

Availability

- 100 ft (30.5 m)
- 500 ft (152 m)
- 1000 ft (305 m)

18 AWG (0.82 mm²)

Stranding: 41/34 (41 x 0.16 mm)
Insulation thickness: 0.020 (0.51 mm)

| Part No. | Conductors | Nominal Diameter | | Jacket Thickness | |
|----------|------------|------------------|------|------------------|------|
| | | Inch | mm | Inch | mm |
| 1450 | 2 | 0.298 | 7.57 | 0.045 | 1.14 |
| 1454 | 6 | 0.392 | 9.96 | 0.045 | 1.14 |

16AWG (1.31 mm²)

Stranding: 65/34 (65 x 0.16 mm)
Insulation thickness: 0.026 (0.65 mm)

| Part No. | Conductors | Nominal Diameter | | Jacket Thickness | |
|----------|------------|------------------|------|------------------|------|
| | | Inch | mm | Inch | mm |
| 1450/16 | 2 | 0.327 | 8.31 | 0.036 | 0.91 |
| 1451/16 | 3 | 0.350 | 8.89 | 0.037 | 0.94 |

Communication and Control

600 V Multiconductor, PTFE, FEP
Braid Shield



MIL-DTL-16878/4 (Type E) NEMA HP3-EXBEE

Operating Temperature

- 55°C to +200°C

Conductor Color Coding

- Chart G (page 532)

Materials

- Stranded silver-plated copper conductors
- PTFE insulation
- Clear polyester wrap
- Silver-plated copper braid shield, 90% coverage
- White FEP jacket

Availability

100 ft (30.5 m)

1000 ft (305 m)*

*May contain multiple lengths

24 AWG (0.24 mm²)

Stranding: 19/36 (19 x 0.13 mm)
Insulation thickness: 0.010 (0.25 mm)

| Part No. | Conductors | Nominal Diameter | | Jacket Thickness | |
|---------------|------------|------------------|------|------------------|------|
| | | Inch | mm | Inch | mm |
| 2831 | 1 | 0.087 | 2.21 | 0.010 | 0.25 |
| 2831/2 | 2 | 0.132 | 3.35 | 0.010 | 0.25 |
| 2831/3 | 3 | 0.139 | 3.53 | 0.010 | 0.25 |

22 AWG (0.38 mm²)

Stranding: 19/34 (19 x 0.16 mm)
Insulation thickness: 0.009 (0.23 mm)

| Part No. | Conductors | Nominal Diameter | | Jacket Thickness | |
|---------------|------------|------------------|------|------------------|------|
| | | Inch | mm | Inch | mm |
| 2834 | 1 | 0.092 | 2.34 | 0.010 | 0.25 |
| 2834/2 | 2 | 0.142 | 3.61 | 0.010 | 0.25 |
| 2834/3 | 3 | 0.154 | 3.91 | 0.012 | 0.30 |

20 AWG (0.62 mm²)

Stranding: 19/32 (19 x 0.20 mm)
Insulation thickness: 0.009 (0.23 mm)

| Part No. | Conductors | Nominal Diameter | | Jacket Thickness | |
|---------------|------------|------------------|------|------------------|------|
| | | Inch | mm | Inch | mm |
| 2837/2 | 2 | 0.162 | 4.11 | 0.012 | 0.30 |
| 2837/3 | 3 | 0.171 | 4.34 | 0.012 | 0.30 |

Communication and Control

600 V Multiconductor, TFE, Fiberglass Braid Shield



MIL-DTL-16878/4 (Type E) NEMA HP3-EXBEE

Operating Temperature

- 55°C to +200°C

Conductor Color Coding

- Chart G (page 532)

Materials

- Stranded silver-plated copper conductors
- TFE insulation
- Silver-plated copper braid shield, 90% coverage
- White PTFE-impregnated fiberglass jacket

Availability

100 ft (30.5 m)

1000 ft (305 m)*

*May contain multiple lengths

24 AWG (0.24 mm²)

Stranding: 19/36 (19 x 0.13 mm)
Insulation thickness: 0.010 (0.25 mm)

| Part No. | Conductors | Nominal Diameter | | Jacket Thickness | |
|---------------|------------|------------------|------|------------------|------|
| | | Inch | mm | Inch | mm |
| 2811 | 1 | 0.100 | 2.54 | 0.012 | 0.30 |
| 2811/2 | 2 | 0.145 | 3.68 | 0.012 | 0.30 |
| 2811/3 | 3 | 0.152 | 3.86 | 0.012 | 0.30 |
| 2811/4 | 4 | 0.164 | 4.17 | 0.012 | 0.30 |
| 2811/5 | 5 | 0.177 | 4.50 | 0.012 | 0.30 |
| 2811/7 | 7 | 0.191 | 4.85 | 0.012 | 0.30 |

22 AWG (0.38 mm²)

Stranding: 19/34 (19 x 0.16 mm)
Insulation thickness: 0.009 (0.23 mm)

| Part No. | Conductors | Nominal Diameter | | Jacket Thickness | |
|---------------|------------|------------------|------|------------------|------|
| | | Inch | mm | Inch | mm |
| 2814/2 | 2 | 0.155 | 3.94 | 0.012 | 0.30 |
| 2814/4 | 4 | 0.176 | 4.47 | 0.012 | 0.30 |
| 2814/6 | 6 | 0.206 | 5.23 | 0.012 | 0.30 |

20 AWG (0.62 mm²)

Stranding: 19/32 (19 x 0.20 mm)
Insulation thickness: 0.009 (0.23 mm)

| Part No. | Conductors | Nominal Diameter | | Jacket Thickness | |
|---------------|------------|------------------|------|------------------|------|
| | | Inch | mm | Inch | mm |
| 2817/2 | 2 | 0.171 | 4.34 | 0.012 | 0.30 |
| 2817/3 | 3 | 0.180 | 4.57 | 0.012 | 0.30 |
| 2817/4 | 4 | 0.195 | 4.95 | 0.012 | 0.30 |
| 2817/5 | 5 | 0.212 | 5.38 | 0.012 | 0.30 |
| 2817/6 | 6 | 0.230 | 5.84 | 0.012 | 0.30 |

Communication and Control

600 V Multiconductor, TFE, Fiberglass Braid Shield



**MIL-DTL-16878/4 (Type E)
NEMA HP3**

Operating Temperature

- 55°C to +200°C

Conductor Color Coding

- Chart G (page 532)

Materials

- Stranded silver-plated copper conductors
- TFE insulation
- Silver-plated copper braid shield, 90% coverage
- White PTFE-impregnated fiberglass jacket

Availability

100 ft (30.5 m)

1000 ft (305 m)*

*May contain multiple lengths

18 AWG (0.96 mm²)

Stranding: 19/30 (19 x 0.25 mm)
Insulation thickness: 0.010 (0.25 mm)

| Part No. | Conductors | Nominal Diameter | | Jacket Thickness | |
|---------------|------------|------------------|------|------------------|------|
| | | Inch | mm | Inch | mm |
| 2819 | 1 | 0.125 | 3.18 | 0.012 | 0.30 |
| 2819/2 | 2 | 0.195 | 4.95 | 0.012 | 0.30 |
| 2819/3 | 3 | 0.206 | 5.23 | 0.012 | 0.30 |
| 2819/4 | 4 | 0.224 | 5.69 | 0.012 | 0.30 |
| 2819/5 | 5 | 0.245 | 6.22 | 0.012 | 0.30 |

16 AWG (1.32 mm²)

Stranding: 19/29 (19 x 0.29 mm)
Insulation thickness: 0.012 (0.30 mm)

| Part No. | Conductors | Nominal Diameter | | Jacket Thickness | |
|---------------|------------|------------------|------|------------------|------|
| | | Inch | mm | Inch | mm |
| 2820 | 1 | 0.135 | 3.43 | 0.012 | 0.30 |
| 2820/2 | 2 | 0.215 | 5.46 | 0.012 | 0.30 |
| 2820/3 | 3 | 0.228 | 5.79 | 0.012 | 0.30 |
| 2820/4 | 4 | 0.249 | 6.32 | 0.012 | 0.30 |

14 AWG (1.23 mm²)

Stranding: 19/27 (19 x 0.36 mm)
Insulation thickness: 0.012 (0.30 mm)

| Part No. | Conductors | Nominal Diameter | | Jacket Thickness | |
|---------------|------------|------------------|------|------------------|------|
| | | Inch | mm | Inch | mm |
| 2804/2 | 1 | 0.245 | 6.22 | 0.012 | 0.30 |
| 2804/3 | 2 | 0.260 | 6.60 | 0.012 | 0.30 |

12 AWG (3.08 mm²)

Stranding: 19/25 (19 x 0.46 mm)
Insulation thickness: 0.012 (0.30 mm)

| Part No. | Conductors | Nominal Diameter | | Jacket Thickness | |
|---------------|------------|------------------|------|------------------|------|
| | | Inch | mm | Inch | mm |
| 2803/2 | 2 | 0.283 | 7.19 | 0.012 | 0.30 |

Communication and Control

600 V Multiconductor, PTFE, PTFE Tape Braid Shield



MIL-DTL-16878/4 (Type E)
NEMA HP3-EXBEE

Operating Temperature

- -55°C to +200°C

Conductor Color Coding

- Chart G (page 532)

Materials

- Stranded silver-plated copper conductors
- PTFE insulation
- Silver-plated copper braid shield, 90% coverage
- White PTFE tape jacket

Availability

100 ft (30.5 m)

1000 ft (305 m)*

*May contain multiple lengths

24 AWG (0.24 mm²)

Stranding: 19/36 (19 x 0.13 mm)
Insulation thickness: 0.010 (0.25 mm)

| Part No. | Conductors | Nominal Diameter | | Jacket Thickness | |
|---------------|------------|------------------|------|------------------|------|
| | | Inch | mm | Inch | mm |
| 2821 | 1 | 0.087 | 2.21 | 0.010 | 0.25 |
| 2821/2 | 2 | 0.136 | 3.45 | 0.012 | 0.30 |
| 2821/3 | 3 | 0.143 | 3.63 | 0.012 | 0.30 |
| 2821/4 | 4 | 0.155 | 3.94 | 0.012 | 0.30 |
| 2821/5 | 5 | 0.168 | 4.27 | 0.012 | 0.30 |
| 2821/6 | 6 | 0.182 | 4.62 | 0.012 | 0.30 |

22 AWG (0.38 mm²)

Stranding: 19/34 (19 x 0.16 mm)
Insulation thickness: 0.009 (0.23 mm)

| Part No. | Conductors | Nominal Diameter | | Jacket Thickness | |
|---------------|------------|------------------|------|------------------|------|
| | | Inch | mm | Inch | mm |
| 2824 | 1 | 0.092 | 2.34 | 0.010 | 0.25 |
| 2824/2 | 2 | 0.146 | 3.71 | 0.012 | 0.30 |
| 2824/3 | 3 | 0.154 | 3.91 | 0.012 | 0.30 |
| 2824/4 | 4 | 0.167 | 4.24 | 0.012 | 0.30 |
| 2824/5 | 5 | 0.182 | 4.62 | 0.012 | 0.30 |
| 2824/6 | 6 | 0.193 | 4.90 | 0.012 | 0.30 |

20 AWG (0.62 mm²)

Stranding: 19/32 (19 x 0.20 mm)
Insulation thickness: 0.009 (0.23 mm)

| Part No. | Conductors | Nominal Diameter | | Jacket Thickness | |
|---------------|------------|------------------|------|------------------|------|
| | | Inch | mm | Inch | mm |
| 2827 | 1 | 0.100 | 2.54 | 0.010 | 0.25 |
| 2827/2 | 2 | 0.158 | 4.01 | 0.012 | 0.30 |
| 2827/3 | 3 | 0.171 | 4.34 | 0.012 | 0.30 |
| 2827/4 | 4 | 0.186 | 4.72 | 0.012 | 0.30 |
| 2827/5 | 5 | 0.203 | 5.16 | 0.012 | 0.30 |
| 2827/6 | 6 | 0.221 | 5.61 | 0.012 | 0.30 |

Communication and Control

600 V Multiconductor, PTFE, PTFE Tape
Braid Shield



MIL-DTL-16878/4 (Type E)
NEMA HP3-EXBEE

Operating Temperature

- -55°C to +200°C

Conductor Color Coding

- Chart G (page 532)

Materials

- Stranded silver-plated copper conductors
- PTFE insulation
- Silver-plated copper braid shield, 90% coverage
- White PTFE tape jacket

Availability

100 ft (30.5 m)

1000 ft (305 m)*

*May contain multiple lengths

18 AWG (0.96 mm²)

Stranding: 19/30 (19 x 0.25 mm)
Insulation thickness: 0.010 (0.25 mm)

| Part No. | Conductors | Nominal Diameter | | Jacket Thickness | |
|---------------|------------|------------------|------|------------------|------|
| | | Inch | mm | Inch | mm |
| 2829/2 | 2 | 0.186 | 4.72 | 0.012 | 0.30 |
| 2829/3 | 3 | 0.197 | 5.00 | 0.012 | 0.30 |
| 2829/4 | 4 | 0.215 | 5.46 | 0.012 | 0.30 |

16 AWG (1.23 mm²)

Stranding: 19/29 (19 x 0.29 mm)
Insulation thickness: 0.012 (0.30 mm)

| Part No. | Conductors | Nominal Diameter | | Jacket Thickness | |
|---------------|------------|------------------|------|------------------|------|
| | | Inch | mm | Inch | mm |
| 2826 | 1 | 0.122 | 3.10 | 0.010 | 0.25 |
| 2826/2 | 2 | 0.206 | 5.23 | 0.012 | 0.30 |
| 2826/3 | 3 | 0.219 | 5.56 | 0.012 | 0.30 |
| 2826/4 | 4 | 0.240 | 6.10 | 0.012 | 0.30 |

Communication and Control

300 V Multiconductor, SR-PVC, PVC Foil/Braid Shield



UL AWM 2464 VW-1
UL CL2
CSA CMG FT4

Operating Temperature

- -20°C to +80°C (AWM)
- -20°C to +75°C (CL2)
- -20°C to +60°C (CMG)

Conductor Color Coding

- Chart D (page 531)

Materials

- Stranded tinned copper conductors
- Semirigid PVC insulation
- Foil + braid shield
Aluminum/polyester/aluminum foil shield, 25% overlap min.
Foil facing outward
- Stranded tinned copper drain wire equal in size to the conductor
- Slate PVC jacket

Availability

100 ft (30.5 m)
500 ft (152 m)
1000 ft (305 m)

28 AWG (0.08 mm²)

Stranding: 7/36 (7 x 0.13 mm)
Insulation thickness: 0.010 (0.25 mm)

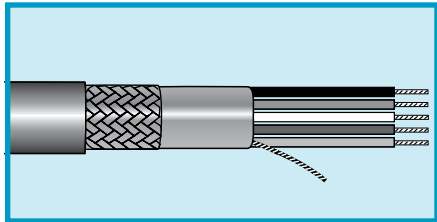
| Part No. | Conductors | Nominal Diameter | | Jacket Thickness | |
|-----------------|------------|------------------|-------|------------------|------|
| | | Inch | mm | Inch | mm |
| 3463* | 3 | 0.171 | 4.34 | 0.035 | 0.89 |
| 3464C | 4 | 0.181 | 4.60 | 0.035 | 0.89 |
| 3465C | 5 | 0.191 | 4.85 | 0.035 | 0.89 |
| 3466C | 6 | 0.202 | 5.13 | 0.035 | 0.89 |
| 3467C | 7 | 0.202 | 5.13 | 0.035 | 0.89 |
| 3468C | 8 | 0.212 | 5.38 | 0.035 | 0.89 |
| 3469C | 9 | 0.223 | 5.66 | 0.035 | 0.89 |
| 3470C | 10 | 0.236 | 5.99 | 0.035 | 0.89 |
| 3470/15C | 15 | 0.267 | 6.78 | 0.035 | 0.89 |
| 3470/25C | 25 | 0.312 | 7.92 | 0.035 | 0.89 |
| 3470/37C | 37 | 0.347 | 8.81 | 0.035 | 0.89 |
| 3470/50C | 50 | 0.397 | 10.08 | 0.035 | 0.89 |

*UL AWM 2464/CSA CMG only.



Low Capacitance Data Cable

300 V Multiconductor, FPP, PVC
Foil/Braid Shield



UL AWM 2919 (30 V) VW-1
UL CL2
CSA CMG FT4

Operating Temperature

- -20°C to +80°C (AWM)
- -20°C to +75°C (CL2)
- -20°C to +60°C (CMG)

Conductor Color Coding

- Chart D (page 531) for 3-conductor to 9-conductor cables
- Chart F (page 532) for 25-conductor cables

Materials

- Stranded tinned copper conductors
- Foam polypropylene insulation
- Foil + braid shield
Aluminum/polyester/aluminum foil shield, 25% overlap min.
Foil facing outward
Stranded tinned copper drain wire equal in size to conductor
Tinned copper braid shield, 65% coverage
- Slate PVC jacket

Availability

1000 ft (305 m)

28 AWG (0.08 mm²)

Stranding: 7/36 (7 x 0.13 mm)
Insulation thickness: 0.013 (0.33 mm)

| Part No.* | Conductors | Nominal Diameter | | Jacket Thickness | |
|-----------------|------------|------------------|------|------------------|------|
| | | Inch | mm | Inch | mm |
| 3483 | 3 | 0.184 | 4.67 | 0.035 | 0.89 |
| 3484C | 4 | 0.195 | 4.95 | 0.035 | 0.89 |
| 3488C | 8 | 0.232 | 5.89 | 0.035 | 0.89 |
| 3489C | 9 | 0.245 | 6.22 | 0.035 | 0.89 |
| 3490/25C | 25 | 0.348 | 8.84 | 0.035 | 0.89 |

Mutual capacitance: 12 pF/ft (39.4 pF/m)
Ground capacitance: 20 pF/ft (65.6 pF/m)

*C suffix part no. are CL2 approved.



Communication and Control

300 V Multiconductor, SR-PVC, PVC
Overall Foil/Braid Shield



UL AWM 2464 VW-1
UL CM
CSA CMG FT4

Operating Temperature

- -20°C to +80°C (AWM)
- -20°C to +75°C (CM)
- -20°C to +60°C (CMG)

Conductor Color Coding

- Chart F (page 532) for 15-conductor through 50-conductor cables
- See table below for 3-conductor through 10-conductor cables

Materials

- Stranded tinned copper conductors
- Semirigid PVC insulation
- Foil + braid shield
Aluminum/polyester foil shield, 25% overlap min.
Foil facing outward
- Stranded tinned copper drain wire, 24 AWG (0.22 mm²), 7/32 (7 x 0.22 mm)
- Tinned copper braid, 65% coverage
- Slate PVC jacket

Availability

100 ft (30.5 m)
500 ft (152 m)
1000 ft (305 m)

24 AWG (0.22 mm²)

Stranding: 7/32 (7 x 0.20 mm)
Insulation thickness: 0.010 (0.25 mm)

| Part No. | Conductors | Nominal Diameter | | Jacket Thickness | |
|----------|------------|------------------|-------|------------------|------|
| | | Inch | mm | Inch | mm |
| 6327 | 3 | 0.185 | 4.70 | 0.032 | 0.81 |
| 6328 | 4 | 0.196 | 4.98 | 0.032 | 0.81 |
| 6329 | 5 | 0.209 | 5.31 | 0.032 | 0.81 |
| 6330 | 6 | 0.223 | 5.66 | 0.032 | 0.81 |
| 6331 | 7 | 0.223 | 5.66 | 0.032 | 0.81 |
| 6332 | 8 | 0.236 | 5.99 | 0.032 | 0.81 |
| 6333 | 9 | 0.250 | 6.35 | 0.032 | 0.81 |
| 6334 | 10 | 0.266 | 6.76 | 0.032 | 0.81 |
| 6335 | 15 | 0.292 | 7.42 | 0.032 | 0.81 |
| 6336 | 25 | 0.354 | 8.99 | 0.032 | 0.81 |
| 6337 | 37 | 0.398 | 10.11 | 0.032 | 0.81 |
| 6338 | 50 | 0.449 | 11.40 | 0.032 | 0.81 |

Mutual capacitance: 32 pF/ft (105 pF/m)
Ground capacitance: 58 pF/ft (190 pF/m)

22 AWG (0.35 mm²)

Stranding: 7/30 (7 x 0.25 mm)
Insulation thickness: 0.010 (0.25 mm)

| Part No. | Conductors | Nominal Diameter | | Jacket Thickness | |
|----------|------------|------------------|-------|------------------|------|
| | | Inch | mm | Inch | mm |
| 6339 | 3 | 0.198 | 5.03 | 0.032 | 0.81 |
| 6340 | 4 | 0.211 | 5.36 | 0.032 | 0.81 |
| 6341 | 5 | 0.226 | 5.74 | 0.032 | 0.81 |
| 6342 | 6 | 0.241 | 6.12 | 0.032 | 0.81 |
| 6343 | 7 | 0.241 | 6.12 | 0.032 | 0.81 |
| 6344 | 8 | 0.256 | 6.50 | 0.032 | 0.81 |
| 6345 | 9 | 0.272 | 6.91 | 0.032 | 0.81 |
| 6346 | 10 | 0.290 | 7.37 | 0.032 | 0.81 |
| 6347 | 15 | 0.320 | 8.13 | 0.032 | 0.81 |
| 6348 | 25 | 0.390 | 9.91 | 0.032 | 0.81 |
| 6349 | 37 | 0.440 | 11.18 | 0.032 | 0.81 |
| 6350 | 50 | 0.540 | 13.72 | 0.053 | 1.35 |

Mutual capacitance: 36 pF/ft (118 pF/m)
Ground capacitance: 65 pF/ft (213 pF/m)

Color Coding: 3 through 10 Conductors

| | |
|---------|----------|
| 1 Black | 6 Blue |
| 2 White | 7 Orange |
| 3 Red | 8 Yellow |
| 4 Green | 9 Violet |
| 5 Brown | 10 Slate |



Communication and Control

300 V Foil/Braid Shield, Multiconductor, FPE, PVC Low Capacitance Data Cable



**UL AWM 2919 (30 V) VW-1
UL CM
CSA CMH FT1**

Operating Temperature

- -20°C to +80°C (AWM)
- -20°C to +75°C (CM)
- -20°C to +60°C (CMH)

Conductor Color Coding

- Chart F (page 532) for 15 through 37 conductors. Other parts, see table at right.

Materials

- Stranded tinned copper conductors
- Foam polyethylene insulation
- Foil + braid shield
Aluminum/polyester foil shield,
25% overlap min.
Foil facing outward
- Stranded tinned copper drain
wire equal in size to conductor
- Tinned copper braid,
65% coverage
- Slate PVC jacket

Availability

100 ft (30.5 m)
500 ft (152 m)
1000 ft (305 m)

24 AWG (0.22 mm²)

Stranding: 7/32 (7 x 0.20 mm)
Insulation thickness: 0.016 (0.41 mm)

| Part No. | Conductors | Nominal Diameter | | Jacket Thickness | |
|-------------|------------|------------------|-------|------------------|------|
| | | Inch | mm | Inch | mm |
| 6351 | 3 | 0.217 | 5.51 | 0.035 | 0.89 |
| 6352 | 4 | 0.231 | 5.87 | 0.035 | 0.89 |
| 6353 | 5 | 0.248 | 6.30 | 0.035 | 0.89 |
| 6354 | 6 | 0.265 | 6.73 | 0.035 | 0.89 |
| 6355 | 7 | 0.265 | 6.73 | 0.035 | 0.89 |
| 6356 | 8 | 0.282 | 7.16 | 0.035 | 0.89 |
| 6357 | 9 | 0.300 | 7.62 | 0.035 | 0.89 |
| 6358 | 10 | 0.320 | 8.13 | 0.035 | 0.89 |
| 6359 | 15 | 0.353 | 8.97 | 0.035 | 0.89 |
| 6360 | 25 | 0.432 | 10.97 | 0.035 | 0.89 |
| 6361 | 37 | 0.514 | 13.06 | 0.048 | 1.22 |

Mutual capacitance: 12 pF/ft (39.4 pF/m)
Ground capacitance: 22 pF/ft (72.2 pF/m)

Color Coding

| | | |
|---------|----------|----------|
| 1 Black | 5 Brown | 9 Violet |
| 2 White | 6 Blue | 10 Slate |
| 3 Red | 7 Orange | |
| 4 Green | 8 Yellow | |



Communication and Control

300 V Unshielded, Multipair, PVC, PVC



**UL AWM 2464, 2576 VW-1
UL CM
CSA CMG FT4**

Operating Temperature

- -20°C to +80°C (AWM)
- -20°C to +75°C (CM)
- -20°C to +60°C (CMG)

Conductor Color Coding

- Chart A (page 528)

Materials

- Stranded tinned copper conductors
- PVC insulation
- Slate PVC jacket

Availability

1000 ft (305 m)

22 AWG (0.32 mm²)

Stranding: Solid
Insulation thickness: 0.010 (0.25 mm)

| Part No. | Pairs | Nominal Diameter | | Jacket Thickness | |
|-----------------|-------|------------------|-------|------------------|------|
| | | Inch | mm | Inch | mm |
| 1300C | 1 | 0.157 | 3.99 | 0.032 | 0.81 |
| 1302C | 2 | 0.215 | 5.46 | 0.032 | 0.81 |
| 1304C | 3 | 0.226 | 5.74 | 0.032 | 0.81 |
| 1305C | 4 | 0.246 | 6.25 | 0.032 | 0.81 |
| 1306C | 5 | 0.267 | 6.78 | 0.032 | 0.81 |
| 1307C | 6 | 0.289 | 7.34 | 0.032 | 0.81 |
| 1308/11C | 11 | 0.362 | 9.19 | 0.032 | 0.81 |
| 1309C | 13 | 0.382 | 9.70 | 0.032 | 0.81 |
| 1310C | 16 | 0.414 | 10.52 | 0.032 | 0.81 |
| 1313C | 27 | 0.537 | 13.64 | 0.040 | 1.02 |

UL AWM 2576

22 AWG (0.35 mm²)

Stranding: 7/30 (7 x 0.25 mm)
Insulation thickness: 0.010 (0.25 mm)

| Part No. | Pairs | Nominal Diameter | | Jacket Thickness | |
|-----------------|-------|------------------|-------|------------------|------|
| | | Inch | mm | Inch | mm |
| 1317C | 2 | 0.231 | 5.87 | 0.032 | 0.81 |
| 1318C | 3 | 0.244 | 6.20 | 0.032 | 0.81 |
| 1319C | 4 | 0.265 | 6.73 | 0.032 | 0.81 |
| 1320C | 5 | 0.289 | 7.34 | 0.032 | 0.81 |
| 1322C | 6 | 0.320 | 8.13 | 0.035 | 0.89 |
| 1323C | 9 | 0.371 | 9.42 | 0.035 | 0.89 |
| 1324C | 11 | 0.401 | 10.19 | 0.035 | 0.89 |
| 1325C | 12 | 0.414 | 10.52 | 0.035 | 0.89 |
| 1327C | 15 | 0.460 | 11.68 | 0.040 | 1.02 |
| 1327/19C | 19 | 0.493 | 12.52 | 0.040 | 1.02 |

UL AWM 2464

18AWG (0.81 mm²)

Stranding: 16/30 (16 x 0.25 mm)
Insulation thickness: 0.016 (0.41 mm)

| Part No. | Pairs | Nominal Diameter | | Jacket Thickness | |
|--------------|-------|------------------|-------|------------------|------|
| | | Inch | mm | Inch | mm |
| 1131C | 1 | 0.225 | 5.72 | 0.032 | 0.81 |
| 1132C | 2 | 0.332 | 8.43 | 0.035 | 0.89 |
| 1133C | 3 | 0.356 | 9.04 | 0.037 | 0.94 |
| 1134C | 4 | 0.396 | 10.06 | 0.040 | 1.02 |
| 1135C | 5 | 0.444 | 11.28 | 0.045 | 1.14 |
| 1136C | 6 | 0.484 | 12.29 | 0.045 | 1.14 |
| 1138C | 8 | 0.534 | 13.56 | 0.050 | 1.27 |
| 1139C | 9 | 0.584 | 14.83 | 0.055 | 1.40 |
| 1149C | 19 | 0.791 | 20.09 | 0.070 | 1.78 |



Communication and Control

300 V Overall Foil Shield, Multipair, SR-PVC, PVC



UL AWM 2464
UL CM
CSA CMG FT4

Operating Temperature

- -20°C to +80°C (AWM)
- -20°C to +75°C (CM)
- -20°C to +60°C (CMG)

Conductor Color Coding

- Chart K (page 529)

Materials

- Stranded tinned copper conductors
- Semirigid PVC insulation
- Aluminum/polyester foil shield, 25% overlap min.
Foil facing inward
- Stranded tinned copper drain wire equal in size to conductor
- Slate PVC jacket

Availability

100 ft (30.5 m)
 500 ft (152 m)
 1000 ft (305 m)

| 24 AWG (0.23 mm ²) | | | | | |
|---------------------------------------|-------|------------------|-------|------------------|------|
| Stranding: 7/32 (7 x 0.20 mm) | | | | | |
| Insulation thickness: 0.010 (0.25 mm) | | | | | |
| Part No. | Pairs | Nominal Diameter | | Jacket Thickness | |
| | | Inch | mm | Inch | mm |
| 5471C | 1 | 0.156 | 3.96 | 0.032 | 0.81 |
| 5472C | 2 | 0.212 | 5.38 | 0.032 | 0.81 |
| 5473C | 3 | 0.224 | 5.69 | 0.032 | 0.81 |
| 5474C | 4 | 0.243 | 6.17 | 0.032 | 0.81 |
| 5475C | 5 | 0.270 | 6.86 | 0.035 | 0.89 |
| 5476C | 6 | 0.292 | 7.42 | 0.035 | 0.89 |
| 5477C | 7 | 0.292 | 7.42 | 0.035 | 0.89 |
| 5478C | 8 | 0.316 | 8.03 | 0.035 | 0.89 |
| 5479C | 9 | 0.343 | 8.71 | 0.037 | 0.83 |
| 5480C | 10 | 0.373 | 9.47 | 0.040 | 1.02 |
| 5480/15C | 15 | 0.415 | 10.54 | 0.040 | 1.02 |
| 5480/19C | 19 | 0.445 | 11.30 | 0.040 | 1.02 |
| 5480/25C | 25 | 0.527 | 13.39 | 0.045 | 1.14 |
| 5480/50C * | 50 | 0.699 | 17.75 | 0.053 | 1.35 |

*Color code chart C.

Individually Shielded, 22 AWG (0.35 mm²), 7/30 (7 x .025) Tinned Copper Drain Wire UL VW-1

| 20 AWG (0.56 mm ²) | | | | | |
|---------------------------------------|-------|------------------|------|------------------|------|
| Stranding: 7/28 (7 x 0.33 mm) | | | | | |
| Insulation thickness: 0.010 (0.25 mm) | | | | | |
| Part No. | Pairs | Nominal Diameter | | Jacket Thickness | |
| | | Inch | mm | Inch | mm |
| 6416 | 2 | 0.295 | 7.49 | 0.041 | 1.04 |

Mutual capacitance: 55 pF/ft (180 pF/m)
 Ground capacitance: 95 pF/ft (312 pF/m)



Communication and Control

300 V Overall Foil Shield, Multipair, PVC, PVC



UL AWM 2464 VW-1
UL CM
CSA CMG FT4

Operating Temperature

- -20°C to +80°C (AWM)
- -20°C to +75°C (CM)
- -20°C to +60°C (CMG)

Conductor Color Coding

- Chart K (page 529)

Materials

- Solid tinned copper conductors
- PVC insulation
- Aluminum/polyester foil shield, 25% overlap min.
Foil facing inward
- Stranded tinned copper drain wire equal in size to conductor
- Slate PVC jacket

Availability

100 ft (30.5 m)
 500 ft (152 m)
 1000 ft (305 m)

| 22 AWG (0.32 mm ²) | | | | | |
|---|-------|------------------|-------|------------------|------|
| Stranding: Solid Insulation thickness: 0.013 (0.33 mm) | | | | | |
| Part No. | Pairs | Nominal Diameter | | Jacket Thickness | |
| | | Inch | mm | Inch | mm |
| 5902C | 2 | 0.238 | 6.05 | 0.032 | 0.81 |
| 5905C | 4 | 0.273 | 6.93 | 0.032 | 0.81 |
| 5906C | 6 | 0.329 | 8.36 | 0.035 | 0.89 |
| 5909C | 9 | 0.385 | 9.78 | 0.037 | 0.94 |
| 5909/15C | 15 | 0.471 | 11.96 | 0.040 | 1.02 |
| 5909/19C | 19 | 0.506 | 12.85 | 0.040 | 1.02 |



Communication and Control

150 and 300 V Overall Foil Shield, Multipair, PVC, PVC



UL AWM 2576 VW-1 (150 V)
UL AWM 2464 VW-1 (300 V)
UL CM
CSA CMG FT4

Operating Temperature

- -20°C to +80°C (AWM)
- -20°C to +75°C (CM)
- -20°C to +60°C (CMG)

Conductor Color Coding

- Chart A (page 528)

Materials

- Stranded tinned copper conductors
- PVC insulation
- Aluminum/polyester foil shield, 25% overlap min.
Foil facing outward
Stranded tinned copper drain wire equal in size to conductor
- Slate PVC jacket

Availability

100 ft (30.5 m)
 500 ft (152 m)
 1000 ft (305 m)

150 V, AWM 2576

22 AWG (0.35 mm²)

Stranding: 7/30 (7 x 0.25 mm)
 Insulation thickness: 0.010 (0.25 mm)

| Part No. | Pairs | Nominal Diameter | | Jacket Thickness | |
|-----------------|-------|------------------|-------|------------------|------|
| | | Inch | mm | Inch | mm |
| 2211C | 1 | 0.168 | 4.27 | 0.032 | 0.81 |
| 2212C | 2 | 0.232 | 5.89 | 0.032 | 0.81 |
| 2213C | 3 | 0.245 | 6.22 | 0.032 | 0.81 |
| 2214C | 4 | 0.266 | 6.76 | 0.032 | 0.81 |
| 2215C | 5 | 0.290 | 7.37 | 0.032 | 0.81 |
| 2216C | 6 | 0.315 | 8.00 | 0.032 | 0.81 |
| 2219C | 9 | 0.372 | 9.45 | 0.035 | 0.89 |
| 2219/12C | 12 | 0.415 | 10.54 | 0.035 | 0.89 |
| 2219/15C | 15 | 0.451 | 11.46 | 0.035 | 0.89 |
| 2219/19C | 19 | 0.494 | 12.55 | 0.040 | 1.02 |
| 2219/23C | 23 | 0.545 | 13.84 | 0.040 | 1.02 |
| 2219/27C | 27 | 0.589 | 14.96 | 0.040 | 1.02 |

300 V, AWM 2464

18 AWG (0.81 mm²)

Stranding: 16/30 (16 x 0.25 mm)
 Insulation thickness: 0.016 (0.41 mm)

| Part No. | Pairs | Nominal Diameter | | Jacket Thickness | |
|-----------------|-------|------------------|-------|------------------|------|
| | | Inch | mm | Inch | mm |
| 2241C | 1 | 0.226 | 5.74 | 0.032 | 0.81 |
| 2242C | 2 | 0.333 | 8.46 | 0.035 | 0.89 |
| 2243C | 3 | 0.357 | 9.07 | 0.037 | 0.94 |
| 2244C | 4 | 0.397 | 10.08 | 0.040 | 1.02 |
| 2245C | 5 | 0.445 | 11.30 | 0.045 | 1.14 |
| 2246C | 6 | 0.485 | 12.32 | 0.045 | 1.14 |
| 2249C | 9 | 0.585 | 14.86 | 0.055 | 1.40 |
| 2249/12C | 12 | 0.652 | 16.56 | 0.055 | 1.40 |
| 2249/19C | 19 | 0.792 | 20.12 | 0.070 | 1.78 |



Communication and Control

300 V Overall Foil Shield, Multipair, PVC, PVC



UL PLTC/CM
UL VW-1
UL Sunlight Resistant
CSA CMG FT4

Operating Temperature

- -20°C to +105°C (CM)
- -20°C to +60°C (CMG)

Conductor Color Coding

- Black and red pairs, numbered

Materials

- Stranded tinned copper conductors
- PVC insulation
- Aluminum/polyester foil shield, 25% overlap min.
Foil facing inward
- Stranded tinned copper drain wire, 24 AWG (0.22 mm²), 7/32 (7 x 0.20)
- Slate PVC jacket

Availability

500 ft (152 m)
 1000 ft (305 m)

22 AWG (0.35 mm²)

Stranding: 7/30 (7 x 0.25 mm)
 Insulation thickness: 0.013 (0.33 mm)

| Part No. | Pairs | Nominal Diameter | | Jacket Thickness | |
|-------------|-------|------------------|-------|------------------|------|
| | | Inch | mm | Inch | mm |
| 6417 | 2 | 0.267 | 6.78 | 0.038 | 0.97 |
| 6418 | 3 | 0.291 | 7.39 | 0.043 | 1.09 |
| 6419 | 4 | 0.315 | 8.00 | 0.043 | 1.09 |
| 6420 | 6 | 0.370 | 9.40 | 0.043 | 1.09 |
| 6421 | 9 | 0.447 | 11.35 | 0.053 | 1.35 |
| 6422 | 11 | 0.480 | 12.19 | 0.053 | 1.35 |
| 6423 | 15 | 0.545 | 13.84 | 0.053 | 1.35 |
| 6424 | 19 | 0.593 | 15.06 | 0.063 | 1.60 |
| 6425 | 27 | 0.698 | 17.73 | 0.063 | 1.60 |
| 6426 | 51 | 0.914 | 23.22 | 0.075 | 1.91 |

18 AWG (0.96 mm²)

Stranding: 19/30 (19 x 0.25 mm)
 Insulation thickness: 0.016 (0.41 mm)

| Part No. | Pairs | Nominal Diameter | | Jacket Thickness | |
|-------------|-------|------------------|-------|------------------|------|
| | | Inch | mm | Inch | mm |
| 6427 | 2 | 0.362 | 9.19 | 0.043 | 1.09 |
| 6428 | 3 | 0.403 | 10.24 | 0.053 | 1.35 |
| 6429 | 4 | 0.438 | 11.13 | 0.053 | 1.35 |
| 6430 | 6 | 0.518 | 13.16 | 0.053 | 1.35 |
| 6431 | 9 | 0.622 | 15.80 | 0.063 | 1.60 |
| 6432 | 11 | 0.671 | 17.04 | 0.063 | 1.60 |
| 6433 | 15 | 0.751 | 19.08 | 0.063 | 1.60 |



Communication and Control

300 V Overall Foil Shield, Multipair, HDPE, PVC
 Low Capacitance, Extended Distance Cable



**UL AWM 2919 (30 V) VW-1
 UL CM
 CSA CMG FT4**

Operating Temperature

- -20°C to +80°C (AWM)
- -20°C to +75°C (CM)
- -20°C to +60°C (CMG)

Conductor Color Coding

- Chart M (page 530)

Materials

- Stranded tinned copper conductors
- High-density polyethylene insulation
- Aluminum/polyester/aluminum foil shield, 25% overlap min.
 Stranded tinned copper drain wire equal in size to conductor
- Slate PVC jacket

Availability

100 ft (30.5 m)
 500 ft (152 m)
 1000 ft (305 m)

24 AWG (0.22 mm²)

Stranding: 7/32 (7 x 0.20 mm)
 Insulation thickness: 0.010 (0.25 mm)

| Part No. | Pairs | Nominal Diameter | | Jacket Thickness | |
|-----------------|-------|------------------|-------|------------------|------|
| | | Inch | mm | Inch | mm |
| 6083C | 3 | 0.235 | 5.97 | 0.035 | 0.89 |
| 6084C | 4 | 0.254 | 6.45 | 0.035 | 0.89 |
| 6087C | 7 | 0.297 | 7.54 | 0.035 | 0.89 |
| 6089C | 9 | 0.342 | 8.69 | 0.035 | 0.89 |
| 6089/18C | 18 | 0.440 | 11.18 | 0.035 | 0.89 |

Characteristic impedance: 100 ohms
 Mutual capacitance: 15 pF/ft (49.2 pF/m)
 Ground capacitance: 27 pF/ft (88.6 pF/m)



Communication and Control

300 V Overall Foil Shield, Multipair, PE, PVC
Low Capacitance Data Cable



| 24 AWG (0.22 mm²) | | | | | |
|---------------------------------------|-------|------------------|-------|------------------|------|
| Stranding: 7/32 (7 x 0.20 mm) | | | | | |
| Insulation thickness: 0.016 (0.41 mm) | | | | | |
| Part No. | Pairs | Nominal Diameter | | Jacket Thickness | |
| | | Inch | mm | Inch | mm |
| 6301 | 6 | 0.351 | 8.92 | 0.035 | 0.89 |
| 6304 | 12.5 | 0.455 | 11.56 | 0.035 | 0.89 |

Characteristic impedance: 120 ohms
Mutual capacitance: 12.8 pF/ft (42 pF/m)
Ground capacitance: 23 pF/ft (75.4 pF/m)

UL AWM 2919 (30 V) VW-1
UL CM
CSA CMH FT1

Operating Temperature

- -20°C to +80°C (AWM)
- -20°C to +75°C (CM)
- -20°C to +60°C (CMH)

Conductor Color Coding

- Chart M (page 530)

Materials

- Stranded tinned copper conductors
- Polyethylene insulation
- Aluminum/polyester foil shield, 25% overlap min.
Foil facing outward
- Stranded tinned copper drain wire equal in size to conductor
- Slate PVC jacket

Availability

100 ft (30.5 m)
500 ft (152 m)
1000 ft (305 m)



Communication and Control

300 V Overall Foil Shield, Multipair, FPP, PVC Low Capacitance Data Cable



**UL AWM 2919 (30 V) VW-1
UL CM
CSA CMG FT4**

Operating Temperature

- -20°C to +80°C (AWM)
- -20°C to +75°C (CM)
- -20°C to +60°C (CMG)

Conductor Color Coding

- Chart A (page 528)

Materials

- Stranded tinned copper conductors
- Foam polypropylene insulation
- Aluminum/polyester foil shield, 25% overlap min.
Foil facing outward
- Stranded tinned copper drain wire equal in size to conductor
- Slate PVC jacket

Availability

500 ft (152 m)
1000 ft (305 m)

24 AWG (0.22 mm²)

Stranding: 7/32 (7 x 0.20 mm)
Insulation thickness: 0.016 (0.41 mm)

| Part No. | Pairs | Nominal Diameter | | Jacket Thickness | |
|----------|-------|------------------|-------|------------------|------|
| | | Inch | mm | Inch | mm |
| 6202C | 2 | 0.258 | 6.55 | 0.035 | 0.89 |
| 6203C | 3 | 0.272 | 6.91 | 0.035 | 0.89 |
| 6204C | 4.5* | 0.304 | 7.72 | 0.035 | 0.89 |
| 6205C | 5 | 0.323 | 8.20 | 0.035 | 0.89 |
| 6206C | 6 | 0.351 | 8.92 | 0.035 | 0.89 |
| 6207C | 7 | 0.351 | 8.92 | 0.035 | 0.89 |
| 6208C | 8 | 0.379 | 9.63 | 0.035 | 0.89 |
| 6209C | 9 | 0.408 | 10.36 | 0.035 | 0.89 |
| 6210C | 10 | 0.441 | 11.20 | 0.035 | 0.89 |
| 6210/12C | 12.5* | 0.455 | 11.56 | 0.035 | 0.89 |
| 6210/15C | 15 | 0.496 | 12.60 | 0.035 | 0.89 |
| 6210/18C | 18.5* | 0.554 | 14.07 | 0.050 | 1.27 |
| 6210/25C | 25 | 0.655 | 16.64 | 0.050 | 1.27 |

*Single conductor colors: 4.5 = black, 12.5 = red, 18.5 = white

Characteristic impedance: 105 ohms
Mutual capacitance: 12.5 pF/ft (41 pF/m)
Ground capacitance: 22 pF/ft (72 pF/m)

22 AWG (0.35 mm²)

Stranding: 7/30 (7 x 0.25 mm)
Insulation thickness: 0.020 (0.51 mm)

| Part No. | Pairs | Nominal Diameter | | Jacket Thickness | |
|----------|-------|------------------|-------|------------------|------|
| | | Inch | mm | Inch | mm |
| 6212C | 2 | 0.304 | 7.72 | 0.035 | 0.89 |
| 6213C | 3 | 0.322 | 8.18 | 0.035 | 0.89 |
| 6216C | 6 | 0.420 | 10.67 | 0.035 | 0.89 |
| 6217C | 7 | 0.420 | 10.67 | 0.035 | 0.89 |
| 6218C | 8 | 0.456 | 11.58 | 0.035 | 0.89 |
| 6220C | 10 | 0.563 | 14.30 | 0.050 | 1.27 |
| 6220/12C | 12.5* | 0.580 | 14.73 | 0.050 | 1.27 |
| 6220/15C | 15 | 0.631 | 16.03 | 0.050 | 1.27 |
| 6220/18C | 18.5* | 0.667 | 16.94 | 0.050 | 1.27 |
| 6220/25C | 25 | 0.793 | 20.14 | 0.050 | 1.27 |

*Single conductor colors: 12.5 = red, 18.5 = white

Characteristic impedance: 105 ohms
Mutual capacitance: 12.5 pF/ft (41 pF/m)
Ground capacitance: 22 pF/ft (72 pF/m)



Communication and Control

600 V Overall Foil Shield, Multipair, PE, PVC



UL AWM 2106 VW-1

Operating Temperature

- 20°C to +60°C

Conductor Color Coding

- Black, clear

Materials

- Stranded tinned copper conductors
- Polyethylene insulation
- Aluminum/polyester foil shield, 25% overlap min.
Foil facing outward
- Stranded tinned copper drain wire one even AWG size smaller than conductor
- Slate PVC jacket

Availability

- 100 ft (30.5 m)
- 500 ft (152 m)
- 1000 ft (305 m)

16 AWG (1.32 mm²)

Stranding: 19/0.0117 (19 x 0.30 mm)
Insulation thickness: 0.032 (0.81 mm)

| Part No. | Pairs | Nominal Diameter | | Jacket Thickness | |
|----------|-------|------------------|------|------------------|------|
| | | Inch | mm | Inch | mm |
| 2471 | 1 | 0.314 | 7.98 | 0.035 | 0.89 |

Mutual capacitance: 20.5 pF/ft (67.3 pF/m)
Ground capacitance: 37 pF/ft (121.4 pF/m)

14 AWG (1.94 mm²)

Stranding: 19/27 (19 x 0.36 mm)
Insulation thickness: 0.032 (0.81 mm)

| Part No. | Pairs | Nominal Diameter | | Jacket Thickness | |
|----------|-------|------------------|------|------------------|------|
| | | Inch | mm | Inch | mm |
| 2472 | 1 | 0.344 | 8.74 | 0.035 | 0.89 |

Mutual capacitance: 22.7 pF/ft (74.5 pF/m)
Ground capacitance: 41 pF/ft (134.5 pF/m)

12 AWG (3.08 mm²)

Stranding: 19/25 (19 x 0.45 mm)
Insulation thickness: 0.037 (0.94 mm)

| Part No. | Pairs | Nominal Diameter | | Jacket Thickness | |
|----------|-------|------------------|-------|------------------|------|
| | | Inch | mm | Inch | mm |
| 2473 | 1 | 0.412 | 10.46 | 0.040 | 1.02 |

Mutual capacitance: 23.9 pF/ft (78.4 pF/m)
Ground capacitance: 43 pF/ft (141.1 pF/m)



Communication and Control

400 V Multiconductor, Multipair, PE, PVC
Foil Shielded Pairs and Overall Foil Shield



| 25 AWG (0.18 mm ²) | | | | | | |
|--|------------|-------|------------------|------|------------------|------|
| Stranding: 3/33 TC +4/33 TCW (3 x 0.18 +4 x 0.18 mm) | | | | | | |
| Insulation thickness: 0.013 (0.33 mm) | | | | | | |
| Part No. | Conductors | Pairs | Nominal Diameter | | Jacket Thickness | |
| | | | Inch | mm | Inch | mm |
| 2468 | 2 | 1 | 0.165 | 4.19 | 0.020 | 0.51 |

Operating Temperature

- -20°C to +60°C

Conductor Color Coding

- Conductors: 1 White, 2 Green
Pair: Black-Red

Materials

- Stranded tinned and steel-coated copper conductors
- Polyethylene insulation
- Aluminum/polyester foil shield, 25% overlap min.
Foil facing outward
Stranded tinned copper drain wire, 25 AWG (0.18 mm²), 7/33 (7 x 0.18 mm)
- Slate PVC jacket

Availability

100 ft (30.5 m)
500 ft (152 m)
1000 ft (305 m)



Communication and Control

300 V Overall Foil/Braid Shield, Multipair, SR-PVC, PVC



UL AWM 2464 VW-1
UL CL2
CSA CMG FT4

Operating Temperature

- -20°C to +80°C (AWM)
- -20°C to +75°C (CL2)
- -20°C to +60°C (CMG)

Conductor Color Coding

- Chart A (page 528)

Materials

- Stranded tinned copper conductors
- Semirigid PVC insulation
- Foil + braid shield
 Aluminum/polyester foil shield,
 25% overlap min.
 Foil facing outward
 Stranded tinned copper drain
 wire equal in size to conductor
 Tinned copper braid,
 65% coverage
- Slate PVC jacket

Availability

100 ft (30.5 m)
 500 ft (152 m)
 1000 ft (305 m)

28 AWG (0.09 mm²)

Stranding: 7/36 (7 x 0.13 mm)
 Insulation thickness: 0.010 (0.25 mm)

| Part No. | Pairs | Nominal Diameter | | Jacket Thickness | | Availability |
|-----------------|-------|------------------|-------|------------------|------|----------------|
| | | Inch | mm | Inch | mm | |
| 3472C | 2 | 0.211 | 5.36 | 0.035 | 0.89 | 100 |
| 3474C | 4 | 0.235 | 5.97 | 0.035 | 0.89 | 100 |
| 3475C | 5 | 0.258 | 6.55 | 0.035 | 0.89 | 100, 1000 |
| 3476C | 6 | 0.275 | 6.99 | 0.035 | 0.89 | 100 |
| 3477C | 7 | 0.275 | 6.99 | 0.035 | 0.89 | 100 |
| 3480C | 10 | 0.332 | 8.43 | 0.035 | 0.89 | 100, 500, 1000 |
| 3480/12C | 12.5 | 0.342 | 8.69 | 0.035 | 0.89 | 100, 500, 1000 |
| 3480/18C | 18 | 0.389 | 9.88 | 0.035 | 0.89 | 100, 500, 1000 |
| 3480/25C | 25 | 0.446 | 11.33 | 0.035 | 0.89 | 100, 500, 1000 |



Communication and Control

300 V Overall Foil/Braid Shield, Multipair, SR-PVC, PVC



UL AWM 2464 VW-1
UL CM
CSA CMG FT4

Operating Temperature

- -20°C to +80°C (AWM)
- -20°C to +75°C (CM)
- -20°C to +60°C (CMG)

Conductor Color Coding

- See tables

Materials

- Stranded tinned copper conductors
- Semirigid PVC insulation
- Foil + braid shield
 Aluminum/polyester foil, 25% overlap min.
 Foil facing outward
 Stranded tinned copper drain wire, 24 AWG (0.23 mm²), 7/32 (7 x 0.20 mm)
 Tinned copper braid, 65% coverage
- Slate PVC jacket

Availability

100 ft (30.5 m)
 500 ft (152 m)
 1000 ft (305 m)

24 AWG (0.23 mm²)

Stranding: 7/32 (7 x 0.20 mm)
 Insulation thickness: 0.010 (0.25 mm)

| Part No. | Pairs | Nominal Diameter | | Jacket Thickness | | Color Code |
|----------|-------|------------------|-------|------------------|------|------------|
| | | Inch | mm | Inch | mm | |
| 6362 | 2 | 0.234 | 5.94 | 0.032 | 0.81 | M |
| 6363 | 3 | 0.246 | 6.25 | 0.032 | 0.81 | M |
| 6364 | 4 | 0.265 | 6.73 | 0.032 | 0.81 | M |
| 6365 | 5 | 0.286 | 7.26 | 0.032 | 0.81 | M |
| 6366 | 6 | 0.308 | 7.82 | 0.032 | 0.81 | M |
| 6367 | 7 | 0.308 | 7.82 | 0.032 | 0.81 | M |
| 6368 | 10 | 0.379 | 9.63 | 0.032 | 0.81 | M |
| 6369 | 12.5 | 0.389 | 9.62 | 0.032 | 0.81 | M |
| 6370 | 15 | 0.421 | 10.69 | 0.032 | 0.81 | M |
| 6371 | 18 | 0.451 | 11.46 | 0.032 | 0.81 | M |
| 6372 | 25 | 0.523 | 13.28 | 0.032 | 0.81 | M |

22 AWG (0.35 mm²)

Stranding: 7/30 (7 x 0.25mm)
 Insulation thickness: 0.010 (0.25 mm)

| Part No. | Pairs | Nominal Diameter | | Jacket Thickness | | Color Code |
|----------|-------|------------------|-------|------------------|------|-------------|
| | | Inch | mm | Inch | mm | |
| 6373 | 2 | 0.254 | 6.45 | 0.032 | 0.81 | A |
| 6374 | 3 | 0.267 | 6.78 | 0.032 | 0.81 | A |
| 6375 | 4 | 0.288 | 7.32 | 0.032 | 0.81 | A |
| 6376 | 5 | 0.312 | 7.92 | 0.032 | 0.81 | Chart below |
| 6377 | 6 | 0.337 | 8.56 | 0.032 | 0.81 | A |
| 6378 | 7 | 0.337 | 8.56 | 0.032 | 0.81 | A |
| 6379 | 8 | 0.363 | 9.22 | 0.032 | 0.81 | Chart below |
| 6380 | 10 | 0.418 | 10.62 | 0.032 | 0.81 | A |
| 6381 | 12.5 | 0.430 | 10.92 | 0.032 | 0.81 | A |
| 6382 | 15 | 0.467 | 11.86 | 0.032 | 0.81 | A |
| 6383 | 18 | 0.500 | 12.70 | 0.032 | 0.81 | A |
| 6384 | 25 | 0.595 | 15.11 | 0.032 | 0.81 | A |

Color Code Chart (Part No. 6376 and 6379)

| Pair No. | Color | Pair No. | Color |
|----------|--------------|----------|---------------|
| 1 | Black, Red | 5 | Black, Yellow |
| 2 | Black, White | 6 | Black, Brown |
| 3 | Black, Green | 7 | Black, Orange |
| 4 | Black, Blue | 8 | Red, White |



Communication and Control

300 V Overall Foil/Braid Shield, Multipair, PE, PVC
 Low Capacitance Data Cable



UL AWM 2960 VW-1
UL CL2
CSA CMH FT1

Operating Temperature

- -20°C to +75°C (CL2)
- -20°C to +60°C (AWM, CMH)

Conductor Color Coding

- Chart K (page 529)

Materials

- Stranded tinned copper conductors
- Polyethylene insulation
- Foil + braid shielding
 Aluminum/polyester foil shield,
 25% overlap min.
 Foil facing outward
 Stranded tinned copper drain
 wire equal in size to conductor
 Tinned copper braid,
 90% coverage
- Slate PVC jacket

Availability

100 ft (30.5 m)
 500 ft (152 m)
 1000 ft (305 m)

| 28 AWG (0.089 mm ²) | | | | | |
|---------------------------------------|-------|------------------|-------|------------------|------|
| Stranding: 7/36 (7 x 0.13 mm) | | | | | |
| Insulation thickness: 0.010 (0.25 mm) | | | | | |
| Part No. | Pairs | Nominal Diameter | | Jacket Thickness | |
| | | Inch | mm | Inch | mm |
| 6390 | 2 | 0.211 | 5.36 | 0.035 | 0.89 |
| 6391 | 3 | 0.220 | 5.59 | 0.035 | 0.89 |
| 6392 | 4 | 0.235 | 5.97 | 0.035 | 0.89 |
| 6393 | 5 | 0.252 | 6.40 | 0.035 | 0.89 |
| 6394 | 7 | 0.269 | 6.83 | 0.035 | 0.89 |
| 6395 | 9 | 0.305 | 7.75 | 0.035 | 0.89 |
| 6396 | 12 | 0.335 | 8.51 | 0.035 | 0.89 |
| 6397 | 13 | 0.341 | 8.66 | 0.035 | 0.89 |
| 6398 | 18 | 0.383 | 9.73 | 0.035 | 0.89 |
| 6399 | 25 | 0.440 | 11.18 | 0.035 | 0.89 |
| 6400 | 31 | 0.470 | 11.94 | 0.035 | 0.89 |

Characteristic impedance: 100 ohms
 Mutual capacitance: 15.5 pF/ft (50.9 pF/m)
 Ground capacitance: 27.5 pF/ft (90.2 pF/m)



Communication and Control

300 V Overall Foil/Braid Shield, Multipair, PE, PVC Low Capacitance Data Cable



UL AWM 2919 VW-1
UL CM
CSA CM FT1

Operating Temperature

- -20°C to +80°C (AWM)
- -20°C to +75°C (CM)

Conductor Color Coding

- Chart M (page 530)

Materials

- Stranded tinned copper conductors
- Polyethylene insulation
- Foil + braid shielding
Aluminum/polyester foil shield,
25% overlap min.
Foil facing outward
Stranded tinned copper drain
wire equal in size to conductor
Tinned copper braid, 65% or
90% coverage
- Slate PVC jacket

Availability

100 ft (30.5 m)
500 ft (152 m)
1000 ft (305 m)

24 AWG (0.23 mm²)

Stranding: 7/32 (7 x 0.20 mm)
Insulation thickness: 0.016 (0.41 mm)
65% braid coverage

| Part No. | Pairs | Nominal Diameter | | Jacket Thickness | |
|----------|-------|------------------|-------|------------------|------|
| | | Inch | mm | Inch | mm |
| 6401 | 2 | 0.280 | 7.11 | 0.035 | 0.89 |
| 6402 | 3 | 0.294 | 7.47 | 0.035 | 0.89 |
| 6403 | 4 | 0.318 | 8.08 | 0.035 | 0.89 |
| 6404 | 5 | 0.345 | 8.76 | 0.035 | 0.89 |
| 6405 | 6 | 0.373 | 9.47 | 0.035 | 0.89 |
| 6406 | 7 | 0.373 | 9.47 | 0.035 | 0.89 |
| 6407 | 9 | 0.430 | 10.92 | 0.035 | 0.89 |
| 6408 | 10 | 0.463 | 11.76 | 0.035 | 0.89 |
| 6409 | 12 | 0.478 | 12.14 | 0.035 | 0.89 |
| 6410 | 18 | 0.580 | 14.73 | 0.047 | 1.19 |
| 6411 | 25 | 0.671 | 17.04 | 0.047 | 1.19 |

Characteristic impedance: 100 ohms
Mutual capacitance: 15.5 pF/ft (50.9 pF/m)
Ground capacitance: 27.5 pF/ft (90.2 pF/m)

24 AWG (0.23 mm²)

Stranding: 7/32 (7 x 0.20 mm)
Insulation thickness: 0.016 (0.41 mm)
90% braid coverage

| Part No. | Pairs | Nominal Diameter | | Jacket Thickness | |
|----------|-------|------------------|------|------------------|------|
| | | Inch | mm | Inch | mm |
| 6412 | 1 | 0.208 | 5.28 | 0.035 | 0.89 |
| 6413 | 2 | 0.280 | 7.11 | 0.035 | 0.89 |
| 6414 | 3 | 0.294 | 7.47 | 0.035 | 0.89 |
| 6415 | 4 | 0.318 | 8.08 | 0.035 | 0.89 |

Characteristic impedance: 120 ohms
Mutual capacitance: 12.8 pF/ft (42 pF/m)
Ground capacitance: 23 pF/ft (75.5 pF/m)



Communication and Control

300 V Overall Foil/Braid Shield, Multipair, FPP, PVC
Low Capacitance Data Cable



UL AWM 2919 (30 V) VW-1
UL CL2
CSA CMG FT4

Operating Temperature

- -20°C to +80°C (AWM)
- -20°C to +75°C (CL2)
- -20°C to +60°C (CMG)

Conductor Color Coding

- Chart M (page 530)

Materials

- Stranded tinned copper conductors
- Foam polypropylene insulation
- Foil + braid shielding
Aluminum/polyester foil shield,
25% overlap min.
Foil facing outward
- Stranded tinned copper drain
wire equal in size to conductor
- Tinned copper braid,
65% coverage
- Slate PVC jacket

Availability

100 ft (30.5 m)
500 ft (152 m)
1000 ft (305 m)

28 AWG (0.089 mm²)

Stranding: 7/36 (7 x 0.13 mm)
Insulation thickness: 0.013 (0.33 mm)

| Part No. | Pairs | Nominal Diameter | | Jacket Thickness | |
|-----------------|-------|------------------|-------|------------------|------|
| | | Inch | mm | Inch | mm |
| 3492C | 2 | 0.230 | 5.84 | 0.035 | 0.89 |
| 3493C | 3 | 0.241 | 6.12 | 0.035 | 0.89 |
| 3494C | 4 | 0.265 | 6.73 | 0.035 | 0.89 |
| 3495C | 5 | 0.284 | 7.21 | 0.035 | 0.89 |
| 3496C | 6 | 0.305 | 7.75 | 0.035 | 0.89 |
| 3498C | 8 | 0.326 | 8.28 | 0.035 | 0.89 |
| 3500/12C | 12.5 | 0.381 | 9.67 | 0.035 | 0.89 |
| 3500/18C | 18 | 0.439 | 11.15 | 0.035 | 0.89 |
| 3500/25C | 25 | 0.531 | 13.49 | 0.048 | 1.22 |

Mutual capacitance: 12 pF/ft (39.3 pF/m)
Ground capacitance: 20 pF/ft (65.5 pF/m)



Communication and Control

300 V Overall Foil/Braid Shield, Multipair, FPP, PVC Low Capacitance Data Cable



**UL AWM 2919 (30 V) VW-1
UL CM
CSA CMG FT4**

Operating Temperature

- -20°C to +80°C (AWM)
- -20°C to +75°C (CM)
- -20°C to +60°C (CMG)

Conductor Color Coding

- Chart M (page 530)

Materials

- Stranded tinned copper conductors
- Foam polypropylene insulation
- Foil + braid shielding
Aluminum/polyester foil shield,
25% overlap min.
Foil facing outward
Stranded tinned copper drain
wire equal in size to conductor
Tinned copper braid,
65% coverage
- Slate PVC jacket

Availability

500 ft (152 m)
1000 ft (305 m)

| 24 AWG (0.23 mm ²) | | | | | |
|--|-------|------------------|-------|------------------|------|
| Stranding: 7/32 (7 x 0.20 mm) Insulation thickness: 0.016 (0.41 mm) | | | | | |
| Part No. | Pairs | Nominal Diameter | | Jacket Thickness | |
| | | Inch | mm | Inch | mm |
| 6222C | 2 | 0.280 | 7.11 | 0.035 | 0.89 |
| 6223C | 3 | 0.294 | 7.47 | 0.035 | 0.89 |
| 6224C | 4 | 0.318 | 8.08 | 0.035 | 0.89 |
| 6225C | 5 | 0.345 | 8.76 | 0.035 | 0.89 |
| 6226C | 6 | 0.373 | 9.47 | 0.035 | 0.89 |
| 6227C | 7 | 0.373 | 9.47 | 0.035 | 0.89 |
| 6228C | 8 | 0.401 | 10.19 | 0.035 | 0.89 |
| 6230C | 10 | 0.463 | 11.76 | 0.035 | 0.89 |
| 6230/12C | 12.5 | 0.477 | 12.12 | 0.035 | 0.89 |
| 6230/15C | 15 | 0.518 | 13.16 | 0.035 | 0.89 |
| 6230/18C | 18 | 0.586 | 14.88 | 0.050 | 1.27 |
| 6230/25C | 25 | 0.677 | 17.20 | 0.050 | 1.27 |

Characteristic impedance: 105 ohms
Mutual capacitance: 12.5 pF/ft (41 pF/m)
Ground capacitance: 22 pF/ft (72 pF/m)



Communication and Control

300 V Individually Foil Shielded Pairs, Multipair, PVC, PVC



UL AWM 2919 (30 V) VW-1
UL CL2
CSA CMG FT4

Operating Temperature

- -20°C to +80°C (AWM)
- -20°C to +75°C (CM)
- -20°C to +60°C (CMG)

Conductor Color Coding

- Chart A (page 528)

Materials

- Stranded tinned copper conductors
- PVC insulation
- Individual aluminum/polyester foil shield, 25% overlap min.
Foil facing inward
- Stranded tinned copper drain wire
- PVC jacket

Availability

100 ft (30.5 m)
 500 ft (152 m)
 1000 ft (305 m)

22 AWG (0.35 mm²)

Stranding: 7/30 (7 x 0.25 mm)
 Insulation thickness: 0.016 (0.41 mm)
 22 AWG (0.35 mm²) drain wire

| Part No. | Pairs | Nominal Diameter | | Jacket Thickness | |
|-----------------|-------|------------------|-------|------------------|------|
| | | Inch | mm | Inch | mm |
| 6052C | 2 | 0.316 | 8.03 | 0.043 | 1.09 |
| 6053C | 3 | 0.334 | 8.48 | 0.043 | 1.09 |
| 6054C | 4 | 0.364 | 9.25 | 0.043 | 1.09 |
| 6056C | 6 | 0.451 | 11.46 | 0.053 | 1.35 |
| 6059C | 9 | 0.522 | 13.26 | 0.053 | 1.35 |
| 6059/11C | 11 | 0.581 | 14.76 | 0.053 | 1.35 |
| 6059/15C | 15 | 0.644 | 16.36 | 0.053 | 1.35 |
| 6059/19C | 19 | 0.698 | 17.73 | 0.063 | 1.60 |
| 6059/27C | 27 | 0.828 | 21.03 | 0.063 | 1.60 |

18 AWG (0.81 mm²)

Stranding: 16/30 (16 x 0.25 mm)
 Insulation thickness: 0.016 (0.41 mm)
 20 AWG (0.51 mm²) drain wire

| Part No. | Pairs | Nominal Diameter | | Jacket Thickness | |
|-----------------|-------|------------------|-------|------------------|------|
| | | Inch | mm | Inch | mm |
| 6062C | 2 | 0.376 | 9.55 | 0.043 | 1.09 |
| 6063C | 3 | 0.418 | 10.62 | 0.053 | 1.35 |
| 6064C | 4 | 0.456 | 11.58 | 0.053 | 1.35 |
| 6066C | 6 | 0.541 | 13.74 | 0.053 | 1.35 |
| 6069C | 9 | 0.650 | 16.51 | 0.063 | 1.60 |
| 6069/15C | 15 | 0.804 | 20.42 | 0.063 | 1.60 |



Communication and Control

300 V Individually Foil Shielded Pairs, Multipair, PP, PVC



UL 2493 VW-1
UL CM, CMG
CSA CMG FT4

Operating Temperature

- -20°C to +75°C (CM)
- -20°C to +60°C (AWM)
- -20°C to +60°C (CMG)

Conductor Color Coding

- Chart A (page 528)

Materials

- Solid or stranded tinned copper conductors
- Polypropylene insulation
- Individual aluminum/polyester foil shield, 25% overlap min. Foil facing inward
- Solid or stranded tinned copper drain wire, 22 AWG (0.35 mm²), 7/30 (7 x 0.25 mm)
- Slate PVC jacket

Availability

100 ft (30.5 m)
 500 ft (152 m)
 1000 ft (305 m)

22 AWG (0.32 mm²)

Stranding: Solid
 Insulation thickness: 0.010 (0.25 mm)

| Part No. | Pairs | Nominal Diameter | | Jacket Thickness | | UL |
|----------|-------|------------------|-------|------------------|------|----|
| | | Inch | mm | Inch | mm | |
| 6000C | 3 | 0.278 | 7.06 | 0.047 | 1.19 | CM |
| 6008C | 15 | 0.492 | 12.50 | 0.047 | 1.19 | CM |

Characteristic impedance: 62 ohms
 Mutual capacitance: 25 pF/ft (82 pF/m)
 Ground capacitance: 45 pF/ft (147 pF/m)

22 AWG (0.35 mm²)

Stranding: 7/30 (7 x 0.25 mm)
 Insulation thickness: 0.010 (0.25 mm)

| Part No. | Pairs | Nominal Diameter | | Jacket Thickness | | UL |
|----------|-------|------------------|-------|------------------|------|-----|
| | | Inch | mm | Inch | mm | |
| 6010C | 3 | 0.298 | 7.57 | 0.048 | 1.22 | CMG |
| 6012C | 6 | 0.378 | 9.60 | 0.048 | 1.22 | CMG |
| 6014C | 9 | 0.436 | 11.07 | 0.048 | 1.22 | CMG |
| 6016C | 11 | 0.483 | 12.27 | 0.048 | 1.22 | CMG |
| 6017C | 12 | 0.483 | 12.27 | 0.048 | 1.22 | CMG |
| 6018C | 15 | 0.565 | 14.35 | 0.063 | 1.60 | CM |
| 6019C | 17 | 0.593 | 15.06 | 0.063 | 1.60 | CM |
| 6020C | 19 | 0.593 | 15.06 | 0.063 | 1.60 | CM |
| 6022C | 27 | 0.698 | 17.73 | 0.063 | 1.60 | CM |

Characteristic impedance: 55 ohms
 Mutual capacitance: 28 pF/ft (91.9 pF/m)
 Ground capacitance: 50 pF/ft (164 pF/m)

20 AWG (0.56 mm²)

Stranding: 7/28 (7 x 0.33 mm)
 Insulation thickness: 0.013 (0.33 mm)

| Part No. | Pairs | Nominal Diameter | | Jacket Thickness | | UL |
|----------|-------|------------------|-------|------------------|------|-----|
| | | Inch | mm | Inch | mm | |
| 6032C | 2 | 0.331 | 8.41 | 0.047 | 1.19 | CMG |
| 6033C | 3 | 0.349 | 8.86 | 0.047 | 1.19 | CMG |
| 6036C | 6 | 0.450 | 11.43 | 0.047 | 1.19 | CMG |
| 6039C | 9 | 0.555 | 14.10 | 0.063 | 1.60 | CMG |
| 6042C | 12 | 0.615 | 15.62 | 0.063 | 1.60 | CMG |

Characteristic impedance: 61 ohms
 Mutual capacitance: 25 pF/ft (82 pF/m)
 Ground capacitance: 45 pF/ft (147.6 pF/m)

18 AWG (0.81 mm²)

Stranding: 16/30 (16 x 0.25 mm)
 Insulation thickness: 0.016 (0.41 mm)

| Part No. | Pairs | Nominal Diameter | | Jacket Thickness | | UL |
|----------|-------|------------------|-------|------------------|------|----|
| | | Inch | mm | Inch | mm | |
| 6023C | 3 | 0.406 | 10.31 | 0.047 | 1.19 | CM |
| 6024C | 6 | 0.561 | 14.25 | 0.063 | 1.60 | CM |
| 6025C | 9 | 0.650 | 16.51 | 0.063 | 1.60 | CM |

Characteristic impedance: 59 ohms
 Mutual capacitance: 26 pF/ft (85.3 pF/m)
 Ground capacitance: 47 pF/ft (154.2 pF/m)



Communication and Control

300 V Individually Foil Shielded Pairs, Multipair, PVC, PVC



UL PLTC
UL CM
UL VW-1
CSA CMG FT4

Operating Temperature

- -20°C to +105°C (PLTC, CM)
- -20°C to +60°C (CMG)

Conductor Color Coding

- Black and red pairs, numbered

Materials

- Stranded tinned copper conductors
- PVC insulation
- Individual aluminum/polyester foil shield, 25% overlap min.
Foil facing inward
- Stranded tinned copper drain wire
- Slate PVC jacket

Availability

500 ft (152 m)
 1000 ft (305 m)

22 AWG (0.35 mm²)

Stranding: 7/30 (7 x 0.25 mm)
 Insulation thickness: 0.013 (0.33 mm)
 24 AWG (0.23 mm²) drain wire

| Part No. | Pairs | Nominal Diameter | | Jacket Thickness | |
|-------------|-------|------------------|-------|------------------|------|
| | | Inch | mm | Inch | mm |
| 6434 | 2 | 0.295 | 7.49 | 0.043 | 1.09 |
| 6435 | 3 | 0.311 | 7.89 | 0.043 | 1.09 |
| 6436 | 4 | 0.338 | 8.58 | 0.043 | 1.35 |
| 6437 | 6 | 0.420 | 10.66 | 0.053 | 1.35 |
| 6438 | 9 | 0.484 | 12.29 | 0.053 | 1.35 |
| 6439 | 11 | 0.537 | 13.63 | 0.053 | 1.35 |
| 6440 | 19 | 0.646 | 16.40 | 0.063 | 1.60 |
| 6441 | 51 | 1.020 | 25.90 | 0.075 | 1.91 |

18 AWG (0.96 mm²)

Stranding: 19/30 (19 x 0.25 mm)
 Insulation thickness: 0.016 (0.41 mm)
 20 AWG (0.56 mm²) drain wire

| Part No. | Pairs | Nominal Diameter | | Jacket Thickness | |
|-------------|-------|------------------|-------|------------------|------|
| | | Inch | mm | Inch | mm |
| 6442 | 2 | 0.406 | 10.31 | 0.053 | 1.35 |
| 6443 | 3 | 0.429 | 10.90 | 0.053 | 1.35 |
| 6444 | 4 | 0.468 | 11.89 | 0.053 | 1.35 |
| 6445 | 6 | 0.557 | 14.15 | 0.053 | 1.35 |
| 6446 | 9 | 0.669 | 16.99 | 0.063 | 1.60 |
| 6447 | 11 | 0.746 | 18.95 | 0.063 | 1.60 |
| 6448 | 15 | 0.829 | 21.06 | 0.063 | 1.60 |



Communication and Control

350 V Individually Foil Shielded Pairs, Multipair, PP, PE
Direct Burial



20 AWG (0.51 mm²)

Stranding: 10/30 (10 x 0.25 mm)
Insulation thickness: 0.008 (0.20 mm)

| Part No. | Pairs | Nominal Diameter | | Jacket Thickness | |
|-------------|-------|------------------|------|------------------|------|
| | | Inch | mm | Inch | mm |
| 6314 | 3 | 0.291 | 7.39 | 0.040 | 1.02 |
| 6315 | 6 | 0.385 | 9.78 | 0.045 | 1.14 |

Characteristic impedance: 48 ohms
Mutual capacitance: 31 pF/ft (101.7 pF/m)
Ground capacitance: 56 pF/ft (183.7 pF/m)

Operating Temperature

- -20°C to +80°C

Conductor Color Coding

- Chart A (page 528)

Materials

- Stranded tinned copper conductors
- Polypropylene insulation
- Individual aluminum/polyester foil shield, 25% overlap min.
Foil facing inward
- Stranded tinned copper drain wire, 22 AWG (0.35 mm²), 7/30 (7 x 0.25 mm)
- Black polyethylene jacket

Availability

1000 ft (305 m)
500 ft (152 m)

Communication and Control

300 V Individually Foil Shielded Pairs, Multipair, PE, PVC



UL AWM 2919 (30 V) VW-1
UL CM
CSA CMG FT4

Operating Temperature

- -20°C to +80°C (AWM)
- -20°C to +75°C (CM)
- -20°C to +60°C (CMG)

Conductor Color Coding

- Chart A (page 528)

Materials

- Stranded tinned copper conductors
- Polyethylene insulation
- Individual aluminum/polyester foil shield, 25% overlap min.
Foil facing inward
- Stranded tinned copper drain wire equal in size to conductor
- Slate PVC jacket

Availability

100 ft (30.5 m)
 500 ft (152 m)
 1000 ft (305 m)

24 AWG (0.22 mm²)

Stranding: 7/32 (7 x 0.20 mm)
 Insulation thickness: 0.010 (0.25 mm)

| Part No. | Pairs | Nominal Diameter | | Jacket Thickness | |
|-------------|-------|------------------|-------|------------------|------|
| | | Inch | mm | Inch | mm |
| 6385 | 3 | 0.247 | 6.27 | 0.035 | 0.89 |
| 6386 | 6 | 0.317 | 8.05 | 0.035 | 0.89 |
| 6387 | 9 | 0.368 | 9.35 | 0.035 | 0.89 |
| 6388 | 12 | 0.411 | 10.44 | 0.035 | 0.89 |
| 6389 | 25 | 0.599 | 15.21 | 0.047 | 1.19 |

Characteristic impedance: 60 ohms
 Mutual capacitance: 25 pF/ft (82 pF/m)
 Ground capacitance: 47 pF/ft (154.2 pF/m)



Communication and Control

300 V Individually Foil Shielded Pairs, Multipair, PP, PVC



UL CMG
CSA CMG FT4

Operating Temperature

- -20°C to +75°C (CM)
- -20°C to +60°C (CMG)

Conductor Color Coding

- See tables

Materials

- Stranded tinned copper conductors
- Polypropylene insulation
- Individual aluminum/polyester foil shield, 25% overlap min.
Stranded tinned copper drain wire (see tables for sizes)
- Slate PVC jacket

Availability

100 ft (30.5 m)
500 ft (152 m)
1000 ft (305 m)



Individually Shielded Pairs

22 AWG (0.35 mm²)

Stranding: 7/30 (7 x 0.25 mm)
Insulation thickness: 0.010 (0.25 mm)
24 AWG (0.22 mm²) drain wire
Foil facing outward

| Part No. | Pairs | Nominal Diameter | | Jacket Thickness | |
|--------------|-------|------------------|------|------------------|------|
| | | Inch | mm | Inch | mm |
| 2466C | 2 | 0.170 | 4.32 | 0.020 | 0.51 |

Characteristic impedance: 60 ohms
Mutual capacitance: 25 pF/ft (82 pF/m)
Ground capacitance: 45 pF/ft (147.6 pF/m)

Color code: 1 Red-Black, 2 Green-White.

Individually Shielded Pairs, UL CM

22 AWG (0.35 mm²)

Stranding: 7/30 (7 x 0.25 mm)
Insulation thickness: 0.008 (0.20 mm)
24 AWG (0.22 mm²) drain wire
Foil facing outward

| Part No. | Pairs | Nominal Diameter | | Jacket Thickness | |
|--------------|-------|------------------|------|------------------|------|
| | | Inch | mm | Inch | mm |
| 2463C | 4 | 0.230 | 5.84 | 0.020 | 0.51 |

Characteristic impedance: 53 ohms
Mutual capacitance: 29 pF/ft (95.1 pF/m)
Ground capacitance: 52 pF/ft (170.6 pF/m)

Color code: 1 Red-Black, 2 Green-White, 3 White/Red-White/Black, 4 White/Green-White/Yellow.

Individually Shielded Pairs

20 AWG (0.56 mm²)

Stranding: 7/28 (7 x 0.32 mm)
Insulation thickness: 0.015 (0.38 mm)
22 AWG (0.35 mm²) drain wire
Foil facing inward

| Part No. | Pairs | Nominal Diameter | | Jacket Thickness | |
|--------------|-------|------------------|------|------------------|------|
| | | Inch | mm | Inch | mm |
| 2467C | 4 | 0.340 | 8.64 | 0.030 | 0.76 |

Characteristic impedance: 66 ohms
Mutual capacitance: 23 pF/ft (75.5 pF/m)
Ground capacitance: 41 pF/ft (134.5 pF/m)

Color code: 1 Red-Black, 2 Green-White, 3 White/Red-White/Black, 4 White/Green-White/Yellow.

Individually Shielded Pairs +Overall Shield, AWM 2717

22 AWG (0.35 mm²)

Stranding: 7/30 (7 x 0.25 mm)
Insulation thickness: 0.009 (0.23 mm)
22 AWG (0.35 mm²) drain wire
Foil facing inward

| Part No. | Pairs | Nominal Diameter | | Jacket Thickness | |
|----------------|-------|------------------|------|------------------|------|
| | | Inch | mm | Inch | mm |
| 1243/2C | 2 | 0.245 | 6.22 | 0.030 | 0.76 |

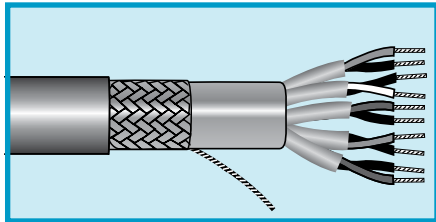
Characteristic impedance: 57 ohms
Mutual capacitance: 27 pF/ft (88.6 pF/m)
Ground capacitance: 49 pF/ft (160.7 pF/m)

Color code: 1 Red-Black, 2 Green-White.



Communication and Control

300 V Individually Foil Shielded Pairs and Overall Foil/Braid, Multipair, FPE, PVC, Low Capacitance Data Cable



UL AWM 2493 VW-1
UL CM
CSA CM FT1

Operating Temperature

- -20°C to +75°C (CM)
- -20°C to +60°C (AWM, CMG)

Conductor Color Coding

- Chart A (page 528)
- (See table at right for Part No. 6319 and 6322)

Materials

- Stranded tinned copper conductors
- Foam polyethylene insulation
- Individual aluminum/polyester foil shield, 25% overlap min.
Foil facing inward
Stranded tinned copper drain wire, 24 AWG (0.23 mm²), 7/32 (7 x 0.20 mm)
- Overall foil + braid shielding
Aluminum/polyester foil, 25% overlap min.
Foil facing outward
Stranded tinned copper drain wire equal in size to conductor
Tinned copper braid, 65% coverage
- Slate PVC jacket

Availability

100 ft (30.5 m)
 500 ft (152 m)
 1000 ft (305 m)

24 AWG (0.22 mm²)

Stranding: 7/32 (7 x 0.20 mm)
 Insulation thickness: 0.019 (0.49 mm)

| Part No. | Pairs | Nominal Diameter | | Jacket Thickness | |
|--------------|-------|------------------|-------|------------------|------|
| | | Inch | mm | Inch | mm |
| 6316 | 2 | 0.349 | 8.86 | 0.048 | 1.22 |
| 6317 | 3 | 0.353 | 8.97 | 0.048 | 1.22 |
| 6318 | 4 | 0.397 | 10.08 | 0.048 | 1.22 |
| 6319* | 5 | 0.430 | 10.92 | 0.048 | 1.22 |
| 6320 | 6 | 0.464 | 11.79 | 0.048 | 1.22 |
| 6321 | 7 | 0.464 | 11.79 | 0.048 | 1.22 |
| 6322* | 8 | 0.499 | 12.67 | 0.048 | 1.22 |
| 6323 | 10 | 0.606 | 15.39 | 0.063 | 1.60 |
| 6324 | 15 | 0.687 | 17.45 | 0.063 | 1.60 |
| 6325 | 18 | 0.721 | 18.31 | 0.063 | 1.60 |
| 6326 | 25 | 0.901 | 22.89 | 0.085 | 2.16 |

Characteristic impedance: 100 ohms
 Mutual capacitance: 12.5 pF/ft (41 pF/m)
 Ground capacitance: 22 pF/ft (72.2 pF/m)

*Color Code

| Pair No. | Color | Pair No. | Color |
|----------|--------------|----------|---------------|
| 1 | Black, Red | 5 | Black, Yellow |
| 2 | Black, White | 6 | Black, Brown |
| 3 | Black, Green | 7 | Black, Orange |
| 4 | Black, Blue | 8 | Red, White |



Communication and Control

300 V Foil Shield, Multiconductor, PVC, PVC
Plenum Rated



UL CL2P
UL CMP
CSA CMP FT6

Operating Temperature

- 5°C to +75°C

Conductor Color Coding

- Chart D2 (page 531)

Materials

- Stranded bare copper conductors
- Plenum-rated PVC insulation
- Foil shield
Aluminum/polyester foil shield,
25% overlap min.
Foil facing outward
- Stranded tinned copper drain wire (see tables for size)
- Slate plenum-rated PVC jacket

Availability

500 ft (152 m)
1000 ft (305 m)

24 AWG (0.22 mm²)

Stranding: 7/32 (7 x 0.20 mm)
Insulation thickness: 0.008 (0.020 mm)
24 AWG (0.22 mm²) drain wire

| Part No. | Conductors | Nominal Diameter | | Jacket Thickness | |
|----------|------------|------------------|------|------------------|------|
| | | Inch | mm | Inch | mm |
| 58401 | 2 | 0.120 | 3.05 | 0.015 | 0.39 |
| 57003 | 3 | 0.120 | 3.05 | 0.015 | 0.39 |
| 57004 | 4 | 0.131 | 3.33 | 0.015 | 0.39 |
| 57006 | 6 | 0.154 | 3.91 | 0.015 | 0.39 |
| 57008 | 8 | 0.167 | 4.24 | 0.015 | 0.39 |
| 57010 | 10 | 0.194 | 4.93 | 0.015 | 0.39 |
| 57015 | 15 | 0.217 | 5.51 | 0.015 | 0.39 |
| 58110/25 | 25 | 0.262 | 6.65 | 0.015 | 0.39 |

22 AWG (0.35 mm²)

Stranding: 7/30 (7 x 0.25 mm)
Insulation thickness: 0.008 (0.020 mm)
24 AWG (0.22 mm²) drain wire

| Part No. | Conductors | Nominal Diameter | | Jacket Thickness | |
|----------|------------|------------------|------|------------------|------|
| | | Inch | mm | Inch | mm |
| 58411 | 2 | 0.126 | 3.20 | 0.015 | 0.39 |
| 58113 | 3 | 0.133 | 3.38 | 0.015 | 0.39 |
| 58114 | 4 | 0.145 | 3.68 | 0.015 | 0.39 |
| 58116 | 6 | 0.172 | 4.37 | 0.015 | 0.39 |
| 58117 | 7 | 0.172 | 4.37 | 0.015 | 0.39 |
| 58118 | 8 | 0.187 | 4.75 | 0.015 | 0.39 |
| 58119 | 9 | 0.201 | 5.11 | 0.015 | 0.39 |
| 58120 | 10 | 0.218 | 5.54 | 0.015 | 0.39 |
| 58120/12 | 12 | 0.225 | 5.72 | 0.015 | 0.39 |
| 58120/15 | 15 | 0.245 | 6.22 | 0.015 | 0.39 |
| 58120/25 | 25 | 0.314 | 7.98 | 0.017 | 0.43 |

20 AWG (0.35 mm²)

Stranding: 7/0.0121 (7 x 0.31 mm)
Insulation thickness: 0.008 (0.020 mm)
22 AWG (0.35 mm²) drain wire

| Part No. | Conductors | Nominal Diameter | | Jacket Thickness | |
|----------|------------|------------------|------|------------------|------|
| | | Inch | mm | Inch | mm |
| 58421 | 2 | 0.138 | 3.51 | 0.015 | 0.39 |
| 58124 | 4 | 0.160 | 4.06 | 0.015 | 0.39 |
| 58126 | 6 | 0.191 | 4.85 | 0.015 | 0.39 |



Communication and Control

300 V Foil Shield, Multiconductor, PVC, PVC
Plenum Rated



UL CL2P
UL CMP
CSA CMP FT6

Operating Temperature

- 5°C to +75°C

Conductor Color Coding

- Chart D2 (page 531)

Materials

- Stranded bare copper conductors
- Plenum-rated PVC insulation
- Foil shield
Aluminum/polyester foil shield,
25% overlap min.
Foil facing outward
- Stranded tinned copper drain wire (see tables for size)
- Slate plenum-rated PVC jacket

Availability

500 ft (152 m)
1000 ft (305 m)

18 AWG (0.82 mm²)

Stranding: 7/0.0152 (7 x 0.39 mm)
Insulation thickness: 0.009 (0.023 mm)
22 AWG (0.35 mm²) drain wire

| Part No. | Conductors | Nominal Diameter | | Jacket Thickness | |
|--------------|------------|------------------|------|------------------|------|
| | | Inch | mm | Inch | mm |
| 58431 | 2 | 0.162 | 4.11 | 0.015 | 0.39 |
| 58133 | 3 | 0.172 | 4.37 | 0.015 | 0.39 |
| 58134 | 4 | 0.189 | 4.80 | 0.015 | 0.39 |
| 58136 | 6 | 0.227 | 5.77 | 0.015 | 0.39 |

16 AWG (1.31 mm²)

Stranding: 7/0.0192 (7 x 0.49 mm)
Insulation thickness: 0.009 (0.023 mm)
18 AWG (0.82 mm²) drain wire

| Part No. | Conductors | Nominal Diameter | | Jacket Thickness | |
|--------------|------------|------------------|------|------------------|------|
| | | Inch | mm | Inch | mm |
| 58142 | 2 | 0.186 | 4.72 | 0.015 | 0.39 |
| 58144 | 4 | 0.218 | 5.54 | 0.015 | 0.39 |

Communication and Control

300/150 V Foil Shield, Multipair, PVC, PVC
Plenum Rated



UL CL2P
UL CMP
CSA CMP FT6

Operating Temperature

- 5°C to +75°C

Conductor Color Coding

- Chart A1 (page 528)

Materials

- Stranded bare copper conductors
- Plenum-rated PVC insulation
- Foil shield
- Aluminum/polyester foil shield, 25% overlap min.
Foil facing outward
- Stranded tinned copper drain wire (see tables for size)
- Slate plenum-rated PVC jacket

Availability

500 ft (152 m)
1000 ft (305 m)

24 AWG (0.22 mm²)

Stranding: 7/32 (7 x 0.20 mm)
Insulation thickness: 0.008 (0.020 mm)
24 AWG (0.22 mm²) drain wire

| Part No. | Pairs | Nominal Diameter | | Jacket Thickness | |
|--------------|-------|------------------|------|------------------|------|
| | | Inch | mm | Inch | mm |
| 57602 | 2 | 0.165 | 4.19 | 0.015 | 0.39 |
| 57603 | 3 | 0.175 | 4.45 | 0.015 | 0.39 |
| 57604 | 4 | 0.193 | 4.90 | 0.015 | 0.39 |
| 57605 | 5 | 0.212 | 5.38 | 0.015 | 0.39 |
| 57606 | 6 | 0.231 | 5.87 | 0.015 | 0.39 |

22 AWG (0.35 mm²)

Stranding: 7/30 (7 x 0.25 mm)
Insulation thickness: 0.008 (0.020 mm)
24 AWG (0.22 mm²) drain wire

| Part No. | Pairs | Nominal Diameter | | Jacket Thickness | |
|-----------------|-------|------------------|-------|------------------|------|
| | | Inch | mm | Inch | mm |
| 58412 | 2 | 0.185 | 4.70 | 0.015 | 0.39 |
| 58413 | 3 | 0.197 | 5.00 | 0.015 | 0.39 |
| 58414 | 4 | 0.217 | 5.51 | 0.015 | 0.39 |
| 58415 | 5 | 0.239 | 6.07 | 0.015 | 0.39 |
| 58416 | 6 | 0.261 | 6.63 | 0.015 | 0.39 |
| 57628 | 8 | 0.285 | 7.24 | 0.015 | 0.39 |
| 58419 | 9 | 0.311 | 7.90 | 0.016 | 0.41 |
| 58420/19 | 19 | 0.418 | 10.62 | 0.018 | 0.46 |

20 AWG (0.35 mm²)

Stranding: 7/0.0121 (7 x 0.31 mm)
Insulation thickness: 0.008 (0.020 mm)
22 AWG (0.35 mm²) drain wire

| Part No. | Pairs | Nominal Diameter | | Jacket Thickness | |
|--------------|-------|------------------|------|------------------|------|
| | | Inch | mm | Inch | mm |
| 57632 | 2 | 0.205 | 5.21 | 0.015 | 0.39 |
| 57634 | 4 | 0.240 | 6.10 | 0.015 | 0.39 |
| 57636 | 6 | 0.291 | 7.39 | 0.015 | 0.39 |



Communication and Control

150 V Foil Shield, Multipair, FEP, PVDF
Plenum Rated, Low- and Mid-Capacitance



UL CL2P
UL CMP
CSA CMP FT6

Operating Temperature

- 25°C to +125°C

Conductor Color Coding

- Chart A1 (page 528)

Materials

- Stranded tinned copper conductors
- FEP insulation
- Aluminum/polyester foil shield, 25% overlap min.
Foil facing inward
- Stranded tinned copper drain wire, 24 AWG (0.22 mm²), 7/32 (7 x 0.20 mm)
- Slate PVDF jacket

Availability

500 ft (152 m)
1000 ft (305 m)*

*May contain multiple lengths

Individually Shielded Pairs

24 AWG (0.22 mm²)

Stranding: 7/32 (7 x 0.20 mm)
Insulation thickness: 0.007 (0.18 mm)

| Part No. | Pairs | Nominal Diameter | | Jacket Thickness | |
|--------------|-------|------------------|------|------------------|------|
| | | Inch | mm | Inch | mm |
| 58602 | 2 | 0.164 | 4.17 | 0.009 | 0.23 |
| 58603 | 3 | 0.175 | 4.45 | 0.009 | 0.23 |
| 58604 | 4 | 0.194 | 4.93 | 0.009 | 0.23 |

Mutual capacitance: 25 pF/ft (82 pF/m)
Ground capacitance: 45 pF/ft (147.6 pF/m)

Overall Shield

24 AWG (0.22 mm²)

Stranding: 7/32 (7 x 0.20 mm)
Insulation thickness: 0.007 (0.18 mm)

| Part No. | Pairs | Nominal Diameter | | Jacket Thickness | |
|--------------|-------|------------------|------|------------------|------|
| | | Inch | mm | Inch | mm |
| 58802 | 2 | 0.154 | 3.91 | 0.011 | 0.28 |
| 58803 | 3 | 0.163 | 4.14 | 0.011 | 0.28 |
| 58804 | 4 | 0.180 | 4.57 | 0.011 | 0.28 |
| 58806 | 6 | 0.217 | 5.51 | 0.011 | 0.28 |
| 58809 | 9 | 0.256 | 6.50 | 0.011 | 0.28 |
| 58812 | 12.5 | 0.294 | 7.47 | 0.011 | 0.28 |

Mutual capacitance: 20 pF/ft (65.6 pF/m)
Ground capacitance: 36 pF/ft (118.1 pF/m)

Overall Shield

24 AWG (0.22 mm²)

Stranding: 7/32 (7 x 0.20 mm)
Insulation thickness: 0.012 (0.30 mm)

| Part No. | Pairs | Nominal Diameter | | Jacket Thickness | |
|--------------|-------|------------------|------|------------------|------|
| | | Inch | mm | Inch | mm |
| 58902 | 2 | 0.186 | 4.72 | 0.011 | 0.28 |
| 58903 | 3 | 0.199 | 5.05 | 0.011 | 0.28 |
| 58904 | 4 | 0.219 | 5.56 | 0.011 | 0.28 |
| 58906 | 6 | 0.266 | 6.76 | 0.011 | 0.28 |
| 58909 | 9 | 0.315 | 8.00 | 0.011 | 0.28 |
| 58912 | 12.5 | 0.367 | 9.32 | 0.011 | 0.28 |

Mutual capacitance: 12.5 pF/ft (41 pF/m)
Ground capacitance: 23 pF/ft (75.5 pF/m)



Communication and Control

150 V Foil Shield, Multipair, FEP, PVDF
Plenum Rated, Low- and Mid-Capacitance



UL CL2P
UL CMP
CSA CMP FT6

Operating Temperature

- 55°C to +125°C

Conductor Color Coding

- Chart A1 (page 528)

Materials

- Stranded tinned copper conductors
- FEP insulation
- Aluminum/polyester foil shield, 25% overlap min.
Foil facing inward
- Stranded tinned copper drain wire, 24 AWG (0.22 mm²), 7/32 (7 x 0.20 mm)
- Slate PVDF jacket

Availability

500 ft (152 m)
1000 ft (305 m)*

*May contain multiple lengths

Overall Foil Shield, Individually Shielded Pairs

22 AWG (0.35 mm²)

Stranding: 7/30 (7 x 0.25 mm)
Insulation thickness: 0.007 (0.18 mm)

| Part No. | Pairs | Nominal Diameter | | Jacket Thickness | |
|----------|-------|------------------|------|------------------|------|
| | | Inch | mm | Inch | mm |
| 58612 | 2 | 0.189 | 4.80 | 0.009 | 0.23 |
| 58613 | 3 | 0.202 | 5.13 | 0.009 | 0.23 |
| 58616 | 6 | 0.272 | 6.91 | 0.009 | 0.23 |

Mutual capacitance: 29 pF/ft (95.1 pF/m)
Ground capacitance: 51 pF/ft (167.3 pF/m)

Individually Shielded Pairs, Overall Shield

18 AWG (0.82 mm²)

Stranding: 7/0.0152 (7 x 0.39 mm)
Insulation thickness: 0.007 (0.18 mm)

| Part No. | Pairs | Nominal Diameter | | Jacket Thickness | |
|----------|-------|------------------|------|------------------|------|
| | | Inch | mm | Inch | mm |
| 58632 | 2 | 0.247 | 6.27 | 0.010 | 0.25 |
| 58633 | 3 | 0.264 | 6.71 | 0.012 | 0.30 |

Mutual capacitance: 35 pF/ft (114.8 pF/m)
Ground capacitance: 63 pF/ft (206.7 pF/m)

Individually Shielded Pairs

16 AWG (0.35 mm²)

Stranding: 7/0.0192 (7 x 0.49 mm)
Insulation thickness: 0.007 (0.18 mm)

| Part No. | Pairs | Nominal Diameter | | Jacket Thickness | |
|----------|-------|------------------|------|------------------|------|
| | | Inch | mm | Inch | mm |
| 58642 | 2 | 0.289 | 7.34 | 0.012 | 0.30 |
| 58643 | 3 | 0.309 | 7.85 | 0.012 | 0.30 |

Mutual capacitance: 39 pF/ft (128 pF/m)
Ground capacitance: 69 pF/ft (226.4 pF/m)



Communication and Control

200 V Unshielded and Shielded, Multiconductor PVC, PVC Hi-Fi and Stereo Cable



Operating Temperature

- 20°C to +80°C

Conductor Color Coding

- 1 Black, 2 Red, 3 White, 4 Green

Materials

- Stranded tinned copper conductors
- PVC insulation
- Conductors twisted in an extra tight lay

Availability

100 ft (30.5 m)
1000 ft (305 m)

Miniature Shielded Cable

Conductor Color Coding

- 1 Black, 2 Red, 3 White, 4 Green

Materials

- Stranded tinned copper conductors
- Color-coded PVC insulation
- Tinned copper braid shield, 80% coverage
- Clear PVC jacket

Availability

100 ft (30.5 m)
500 ft (152 m)
1000 ft (305 m)

32 AWG (0.03 mm²)

Stranding: 7/40 (7 x 0.08 mm)
Insulation thickness: 0.010 (0.25 mm)

| Part No. | Conductors | Nominal Diameter | |
|----------|------------|------------------|------|
| | | Inch | mm |
| 1101 | 3 | 0.063 | 1.60 |
| 1102 | 4 | 0.072 | 1.83 |

30 AWG (0.05 mm²)

Stranding: 7/38 (7 x 0.10 mm)
Insulation thickness: 0.010 (0.25 mm)

| Part No. | Conductors | Nominal Diameter | |
|----------|------------|------------------|------|
| | | Inch | mm |
| 1115 | 2 | 0.064 | 1.63 |
| 1116 | 3 | 0.070 | 1.78 |

28 AWG (0.09 mm²)

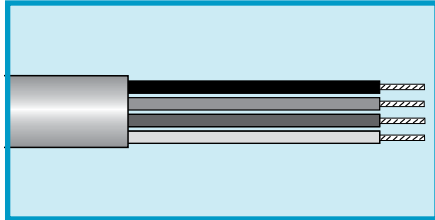
Stranding: 7/36 (7 x 0.13 mm)
Insulation thickness: 0.010 (0.25 mm)

| Part No. | Conductors | Nominal Diameter | | Jacket Thickness | |
|----------|------------|------------------|------|------------------|------|
| | | Inch | mm | Inch | mm |
| 1120 | 2 | 0.115 | 2.92 | 0.010 | 0.25 |
| 1121 | 3 | 0.120 | 3.05 | 0.010 | 0.25 |
| 1122 | 4 | 0.130 | 3.30 | 0.010 | 0.25 |



Communication and Control

150 V Unshielded Multiconductor PP, PVC Silver Satin Oval Telephone Cable



26 AWG (0.14 mm²)

Stranding: 7/34 (7 x 0.16 mm)
Insulation thickness: 0.009 (0.23 mm)

| Part No. | Conductors | Nominal Outer Dimension | | Jacket Thickness | |
|-------------|------------|-------------------------|-------------|------------------|------|
| | | Inch | mm | Inch | mm |
| 1604 | 4 | 0.090 x 0.190 | 2.28 x 4.83 | 0.020 | 0.51 |
| 1606 | 6 | 0.090 x 0.270 | 2.28 x 6.85 | 0.024 | 0.61 |
| 1608 | 8 | 0.090 x 0.350 | 2.28 x 8.89 | 0.024 | 0.61 |

Temperature Rating

- -20°C to +60°C

Conductor Color Coding

- See table

Materials

- Stranded bare copper conductors
- Polypropylene insulation
- Silver PVC jacket

Conductor Color Coding

| Conductor No. | 1604 | 1606 | 1608 |
|---------------|--------|--------|--------|
| 1 | Black | White | Slate |
| 2 | Red | Black | Orange |
| 3 | Green | Red | Black |
| 4 | Yellow | Green | Red |
| 5 | | Yellow | Green |
| 6 | | Blue | Yellow |
| 7 | | | Blue |
| 8 | | | Brown |

Availability

328 ft (100 m), box
1000 ft (305 m), box

Communication and Control

300 V Individually Foil Shielded Pairs or Overall Foil Shielded, Multipair, FPP, PVC



Individually Foil Shielded Pairs

24 AWG (0.23 mm²)

Stranding: 7/32 (7 x 0.20 mm)
Insulation thickness: 0.023 (0.58)

| Part No. | Pairs | Nominal Diameter | | Jacket Thickness | | AWM |
|----------|-------|------------------|-------|------------------|------|------|
| | | Inch | mm | Inch | mm | |
| 6073C | 3 | 0.374 | 9.50 | 0.048 | 1.22 | 2493 |
| 6076C | 6 | 0.483 | 12.27 | 0.048 | 1.22 | 2493 |
| 6079C | 9 | 0.597 | 15.16 | 0.065 | 1.65 | 2493 |
| 6079/11C | 11 | 0.643 | 16.33 | 0.065 | 1.65 | 2493 |
| 6079/12C | 12 | 0.663 | 16.84 | 0.065 | 1.65 | 2493 |
| 6079/15C | 15 | 0.719 | 18.26 | 0.065 | 1.65 | 2493 |
| 6079/27C | 27 | 0.962 | 24.43 | 0.087 | 2.21 | 2490 |

Characteristic impedance: 115 ohms
Mutual capacitance: 12 pF/ft (41 pF/m)

Overall Foil Shield

22 AWG (0.32 mm²)

Stranding: Solid
Insulation thickness: 0.023 (0.58)

| Part No. | Pairs | Nominal Diameter | | Jacket Thickness | | AWM |
|----------|-------|------------------|------|------------------|------|------|
| | | Inch | mm | Inch | mm | |
| 6072C* | 2 | 0.42 | 9.50 | 0.035 | 0.89 | 2668 |

Characteristic impedance: 150 ohms
Mutual capacitance: 8.8 pF/ft (28.9 pF/m)

*Black jacket.

UL AWM 2490, 2493, 2668
VW-1
UL CM
CSA CMG FT4

Operating Temperature

- -20°C to +75°C (CM)
- -20°C to +60 (AWM, CMG)

Conductor Color Coding

- Chart K (page 529)

Materials

- Solid or stranded tinned copper conductors
- Foam polypropylene insulation
- Individual aluminum/polyester foil shield, 25% overlap min.
Foil facing inward
- Stranded tinned copper drain wire, 24 AWG (0.23 mm²), 7/32 (7 x 0.20 mm)
- Slate PVC jacket (unless otherwise noted)

Availability

100 ft (30.5 m)
500 ft (152 m)
1000 ft (305 m)



Communication and Control

300 V Unshielded, Flat Cable, 0.050 (1.27 mm) Centerline



UL AWM 2651, 20932 VW-1

Operating Temperature

- 20°C to +105°C

Materials

- Stranded tinned copper conductors
- Extruded PVC insulation (slate cable)
- Thermally bonded PVC with clear PVC covering (color-coded cable)

Color

- AWM 2651: slate cable, with red polarity stripe on leading edge
- AWM 20932: color-coded cable: brown, red, orange, yellow, green, blue, violet, slate, white, black . . . repeats

Electrical Characteristics

- Capacitance: 14 pF/ft (45.9 pF/m) nom. at 1 MHz
- Propagation delay: 1.4 ns/ft (4.6 ns/m) @ 0.18 ns risetime
- Impedance: 105 ohms (G-S-G configuration)
- Near-end crosstalk: 3.2%
- Far-end crosstalk: 11.5%
- Crosstalk measured on adjacent lines, 1 ns risetime, 10 ft (3.05 m) length

Availability

100 ft (30.5 m)

May contain multiple lengths

| 28 AWG (0.09 mm ²) | | | | | | | |
|---------------------------------------|-------------------------|------------|-----------|-------|----------|-------|--|
| Stranding: 7/36 (7 x 0.13 mm) | | | | | | | |
| Insulation thickness: 0.010 (0.25 mm) | | | | | | | |
| Part No. | | Conductors | Width (W) | | Span (S) | | |
| Slate (AWM 2651) | Color Coded (AWM 20932) | | Inch | mm | Inch | mm | |
| 3580/9 | 3583/9 | 9 | 0.45 | 11.43 | 0.40 | 10.16 | |
| 3580/10 | 3583/10 | 10 | 0.50 | 12.70 | 0.45 | 11.43 | |
| 3580/14 | 3583/14 | 14 | 0.70 | 17.78 | 0.65 | 16.51 | |
| 3580/15 | 3583/15 | 15 | 0.75 | 19.05 | 0.70 | 17.78 | |
| 3580/16 | 3583/16 | 16 | 0.80 | 20.32 | 0.75 | 19.05 | |
| 3580/20 | 3583/20 | 20 | 1.00 | 25.40 | 0.95 | 24.13 | |
| 3580/24 | 3583/24 | 24 | 1.20 | 30.48 | 1.15 | 29.21 | |
| 3580/25 | 3583/25 | 25 | 1.25 | 31.75 | 1.20 | 30.48 | |
| 3580/26 | 3583/26 | 26 | 1.30 | 33.02 | 1.25 | 31.75 | |
| 3580/34 | 3583/34 | 34 | 1.70 | 43.18 | 1.65 | 41.91 | |
| 3580/37 | 3583/37 | 37 | 1.85 | 46.99 | 1.80 | 45.72 | |
| 3580/40 | 3583/40 | 40 | 2.00 | 50.80 | 1.95 | 49.53 | |
| 3580/50 | 3583/50 | 50 | 2.50 | 63.50 | 2.45 | 62.23 | |
| 3580/60 | 3583/60 | 60 | 3.00 | 76.20 | 2.95 | 74.93 | |
| 3580/64 | 3583/64 | 64 | 3.20 | 81.28 | 3.15 | 80.01 | |



Communication and Control

300 V Foil + Braid Shield, Round to Flat
Flat Cable, 0.050 (1.27 mm) Centerline



UL AWM 20381 (300 V)
UL CL2 (150 V)

Operating Temperature

- -20°C to +105°C

Materials

- Stranded tinned copper conductors
- PVC insulation
- Foil + braid shield
Aluminum/polyester
Tinned copper braid
(90% coverage)
- Black PVC jacket, 0.030 (0.08 mm) thick

Configuration

- Flat cable termination area is 0.75 (19 mm) long and occurs every 1.5 (38 mm)

Electrical Characteristics

- Capacitance: 24 pF/ft (78.7 pF/m) nom at 1 MHz
- Impedance: 70 ohms

Availability

100 ft (30.5 m)

May contain multiple lengths

28 AWG (0.09 mm²)

Stranding: 7/36 (7 x 0.13 mm)
Insulation thickness: 0.010 (0.25 mm)

| Part No. | Conductors | Nominal Diameter | | Nominal Width | |
|----------------|------------|------------------|-------|---------------|-------|
| | | Inch | mm | Inch | mm |
| 3585/25 | 25 | 0.34 | 8.64 | 1.20 | 30.48 |
| 3585/26 | 26 | 0.35 | 8.89 | 1.65 | 41.91 |
| 3585/40 | 40 | 0.40 | 10.20 | 1.95 | 49.53 |
| 3585/50 | 50 | 0.46 | 11.70 | 2.45 | 62.23 |



Communication and Control

150 V, Jacketed, Foil Shield, Flat Cable, 0.050 (1.27 mm) Centerline



28 AWG (0.09 mm²)

Stranding: 7/36 (7 x 0.13 mm)
Insulation thickness: 0.010 (0.25 mm)

| Part No. | Conductors | Nom. Core Width (A) | | Nom. Jacket Width (C) | |
|----------------|------------|---------------------|-------|-----------------------|-------|
| | | Inch | mm | Inch | mm |
| 3590/10 | 10 | 0.50 | 12.70 | 0.57 | 14.48 |
| 3590/14 | 14 | 0.70 | 17.78 | 0.77 | 19.56 |
| 3590/16 | 16 | 0.80 | 20.32 | 0.87 | 22.10 |
| 3590/26 | 26 | 1.30 | 33.02 | 1.37 | 34.80 |

UL AWM 2912
UL Type CL2

Operating Temperature

- -20°C to +105°C

Materials

- Stranded tinned copper conductors
- Extruded slate PVC insulation with red polarity stripe
- Aluminum/polyester/aluminum foil shield
- Two 28 AWG (0.09 mm²) stranded tinned copper drain wires
- Slate PVC jacket, 0.030 (0.08 mm) thick

Electrical Characteristics

- Capacitance: 20 pF/ft (65.6 pF/m) nom. at 1 MHz
- Propagation delay: 1.45 ns/ft (4.8 ns/m) at 0.18 ns risetime
- Impedance: 70 ohms
- Near-end crosstalk: 5.5%
- Far-end crosstalk: 1.6%
- Crosstalk measured on adjacent lines, 3.5 ns risetime

Availability

100 ft (30.5 m)

May contain multiple lengths



Communication and Control

150 V Unshielded, Flat Cable, 0.025 (0.64 mm) Centerline



| 30 AWG (0.05 mm ²) | | | | | |
|---------------------------------------|------------|-----------|-------|----------|-------|
| Stranding: Solid | | | | | |
| Insulation thickness: 0.013 (0.33 mm) | | | | | |
| Part No. | Conductors | Width (W) | | Span (S) | |
| | | Inch | mm | Inch | mm |
| 3582/26 | 26 | 0.65 | 16.51 | 0.625 | 15.88 |
| 3582/40 | 40 | 1.00 | 25.40 | 0.975 | 24.76 |
| 3582/50 | 50 | 1.25 | 31.75 | 1.225 | 31.15 |
| 3582/60 | 60 | 1.50 | 38.10 | 1.475 | 37.46 |

UL AWM 2678 VW-1

Operating Temperature

- -20°C to +105°C

Color

- Slate, with red polarity stripe on leading edge

Materials

- Solid bare copper conductors
- PVC insulation

Electrical Characteristics

- Capacitance:
 - 24.9 pF/ft (82 pF/m) nom. (G-S-G) at 1 kHz
 - 14.3 pF/ft (47 pF/m) nom. (G-S) at 1 kHz
- Propagation delay: 1.52 ns/ft (4.9 ns/m)
- Impedance:
 - 78 ohms (G-S-G single-ended configuration)
 - 131 ohms nom. (G-S differential configuration)
- Skew: 0.036 ns/ft (0.12 ns/m) max

Availability

100 ft (30.5 m)

May contain multiple lengths



Make AlphaWire.com your destination for all your cabling needs!

Language English

AlphaWire

1-800-52-ALPHA

Search GO!

Advanced Search

Products Innovative Solutions Online Tools Engineer's Room Regulations & Compliance News Site Support About AlphaWire

欢迎来到
Explore the new Chinese version of our website!

Custom Made Simple
See how fast and easy custom cable is.

Master the Possibilities
Check out the new Alpha Wire Master Catalog.

Your Cable, Your Way
Online Cable Design Center makes custom easy.
Configure and specify a custom cable quickly and easily.
Then get it delivered fast!

LEARN MORE

CUSTOM FOR YOU MADE

New Products at AlphaWire

Series XM LEARN MORE

A Tougher Cable for Continuous Flex Control Applications

Series XM Flexible Control Cable is the ideal choice for medium-to-high-flex applications. Featuring a premium-grade PVC jacket, Series XM offers a durable, oil-resistant construction that prevents contamination from hazardous fluids and protects against abrasion. Plus, its optimum flexibility and performance allows it to support a variety of industrial applications, including:

- High-speed pick-and-place robotic systems
- Automated material handling equipment
- Conveyors and transfer shuttles
- Flex track installations

Available shielded or unshielded in a variety of gauge sizes, jacket colors, and conductor counts.

Series XM Product Breakdown:

- Meets NFPA Standard 79 for industrial machinery
- Stranded conductors for better flexibility

News View Archive

4.1.11
Alpha Wire Launches Chinese-language Website
Alpha Wire has launched a Chinese-language version of its website designed to make AlphaWire.com available to an increasingly diversified customer base.

Subscribe to our Newsletter

SUBSCRIBE

Easy to use, full of information, and designed to make the selection of wire, cable, tubing, and wire management fast and easy—the Alpha Wire website is the only source you need.

- Search products by parameters
- View complete product listing
- Download specs
- Read white papers written by our industry experts
- Request a sample (or two!)
- Learn about our market-specific solution sets
- Download literature
- Look around our “Engineer’s Room”
- Build your own cable with our powerful Cable Design Center™

{ CONFESSION }

We've taken a shine to working down on the farm

(Our Solar Solution Set is a 24-hour per day workhorse)



Proven Performance, Superior Support

Alpha Wire's solar cables and photovoltaic wire are proven throughout the industry. Better still, we offer the fastest delivery so you can order what you need from our large in-stock inventory today and receive it tomorrow. To find the ideal solar cable and wire for your application, and to download our new Solar Power brochure, visit www.alphawire.com.

A Full Range for Power and Control

Solar Power Solution Set

- Photovoltaic wire
- Multiconductor solar cable
- Series M and Series P control cables
- Solid bus bar wires
- FIT® heat-shrink tubing
- Slit-loom and PVC flex tubing

Typical Applications

- Panel monitoring and control
- Panel to junction box
- Panel to collector
- Collector to inverter
- Grounding
- Motor supply

For reliable, high-performance solar farms, Alpha Wire's Solar Solution Set helps engineers and installers create reliable, durable solar systems. Our solar cables and photovoltaic wire are designed for the harsh environments of solar energy applications—the hot and cold of climate extremes, ozone and UV radiation, moisture, oil, and direct burial. Our specially formulated PVC jackets provide years of reliable service by withstanding the potential environments without failing or degrading.

Regardless of your panel-to-grid needs, we have the product to satisfy it. With wire and cable in a range of gauges and conductor counts, Alpha has the solar solution. Alpha also has the accessories, from flexible conduit to heat-shrink tubing, to help you manage the system for faster installation, easier maintenance, and reliable operation.



AlphaWire

Cables you trust. Service you deserve.

Toll Free: 1-800-52 ALPHA | www.alphawire.com

C A B L E | W I R E | A C C E S S O R I E S



Компания «ЭлектроПласт» предлагает заключение долгосрочных отношений при поставках импортных электронных компонентов на взаимовыгодных условиях!

Наши преимущества:

- Оперативные поставки широкого спектра электронных компонентов отечественного и импортного производства напрямую от производителей и с крупнейших мировых складов;
- Поставка более 17-ти миллионов наименований электронных компонентов;
- Поставка сложных, дефицитных, либо снятых с производства позиций;
- Оперативные сроки поставки под заказ (от 5 рабочих дней);
- Экспресс доставка в любую точку России;
- Техническая поддержка проекта, помощь в подборе аналогов, поставка прототипов;
- Система менеджмента качества сертифицирована по Международному стандарту ISO 9001;
- Лицензия ФСБ на осуществление работ с использованием сведений, составляющих государственную тайну;
- Поставка специализированных компонентов (Xilinx, Altera, Analog Devices, Intersil, Interpoint, Microsemi, Aeroflex, Peregrine, Syfer, Eurofarad, Texas Instrument, Miteq, Cobham, E2V, MA-COM, Hittite, Mini-Circuits, General Dynamics и др.);

Помимо этого, одним из направлений компании «ЭлектроПласт» является направление «Источники питания». Мы предлагаем Вам помощь Конструкторского отдела:

- Подбор оптимального решения, техническое обоснование при выборе компонента;
- Подбор аналогов;
- Консультации по применению компонента;
- Поставка образцов и прототипов;
- Техническая поддержка проекта;
- Защита от снятия компонента с производства.



Как с нами связаться

Телефон: 8 (812) 309 58 32 (многоканальный)

Факс: 8 (812) 320-02-42

Электронная почта: org@eplast1.ru

Адрес: 198099, г. Санкт-Петербург, ул. Калинина, дом 2, корпус 4, литера А.