

3-phase high current filter



See below:

**Approvals and Compliances**

**Description**

- High power filter for rated currents up to 2500 A

**Applications**

- High voltage rating 760 VAC for IT mains supply
- Especially designed for high power applications such as: Frequency Converters, UPS-Systems, Inverters for Photovoltaic Systems and Wind Energy
- Suitable for use in equipment according to IEC/UL 62368-1

**Weblinks**

[pdf data sheet](#), [html datasheet](#), [General Product Information](#), [Approvals](#), [Distributor-Stock-Check](#), [Detailed request for product](#), [Microsite](#)

**Technical Data**

Rated Current	150 - 2500A @ Ta 50 °C
Rated voltage	520/760VAC, 50/60 Hz
Approval for	150 - 2500A @ Ta 50 °C / 520/760/520/760VAC; 50/60Hz
Overload Current	1.5 x Ir for 1 minute, per hour
Leakage Current	< 15mA (440V / 50Hz)
Dielectric Strength	520VAC:
	2.15 kVDC between L-L
	2.7 kVDC between L-PE
Dielectric Strength	Test voltage 2 sec
	760VAC:
	3 kVDC between L-L
Dielectric Strength	3.1 kVDC between L-PE
	Number of Filter Stages
Weight	12 - 89kg
Material: Housing	Metal / Aluminium
Sealing Compound	UL 94V-0

Mounting	Screw-on mounting on chassis, from top
Terminal	Bolt and nut M10 for types up to 250 A and copper bars for types upwards of 320 A
Operating Temperature	-40 °C to 100 °C
Climatic Category	40/100/21 acc. to IEC 60068-1
Degree of Protection	IP20 acc. to IEC 60529
Protection Class	Suitable for appliances with protection class I acc. to IEC 61140
MTBF	> 200'000h acc. to MIL-HB-217 F

**Approvals and Compliances**

Detailed information on product approvals, code requirements, usage instructions and detailed test conditions can be looked up in [Details about Approvals](#)

SCHURTER products are designed for use in industrial environments. They have approvals from independent testing bodies according to national and international standards. Products with specific characteristics and requirements such as required in the automotive sector according to IATF 16949, medical technology according to ISO 13485 or in the aerospace industry can be offered exclusively with customer-specific, individual agreements by SCHURTER.

**Approvals**

The approval mark is used by the testing authorities to certify compliance with the safety requirements placed on electronic products.

Approval Reference Type: FMCC SOL

Approval Logo	Certificates	Certification Body	Description
	UL Approvals	UL	UL File Number: E72928


**Product standards**

Product standards that are referenced

Organization	Design	Standard	Description
	Designed according to	IEC 60939	Passive filters for suppressing electromagnetic interference
	Designed according to	UL 1283	Electromagnetic interference filters

**Application standards**

Application standards where the product can be used

Organization	Design	Standard	Description
	Designed for applications acc.	IEC/UL 62368-1	IEC 62368-1 includes the basic requirements for safety of audio, video, information technology and office equipment.

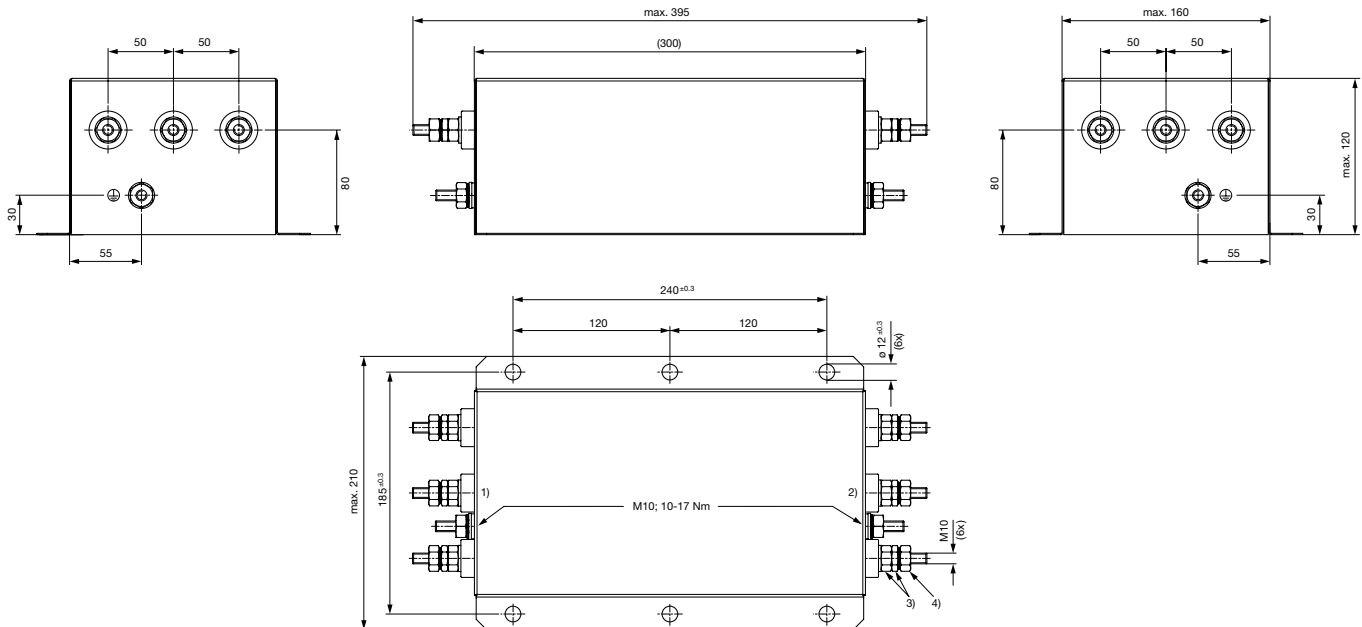
**Compliances**

The product complies with following Guide Lines

Identification	Details	Initiator	Description
	<a href="#">CE declaration of conformity</a>	SCHURTER AG	The CE marking declares that the product complies with the applicable requirements laid down in the harmonisation of Community legislation on its affixing in accordance with EU Regulation 765/2008.
	RoHS	SCHURTER AG	Directive RoHS 2011/65/EU, Amendment (EU) 2015/863
	China RoHS	SCHURTER AG	The law SJ / T 11363-2006 (China RoHS) has been in force since 1 March 2007. It is similar to the EU directive RoHS.
	REACH	SCHURTER AG	On 1 June 2007, Regulation (EC) No 1907/2006 on the Registration, Evaluation, Authorization and Restriction of Chemicals 1 (abbreviated as "REACH") entered into force.

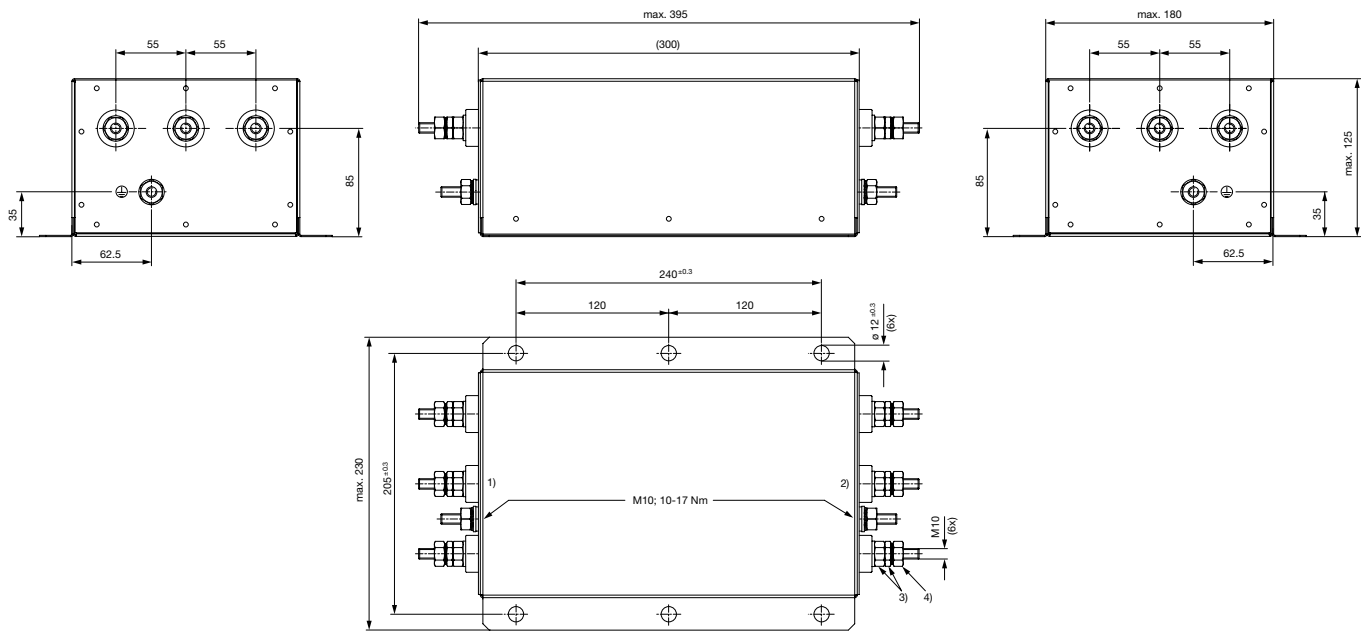
**Dimension [mm]**

Case 3A



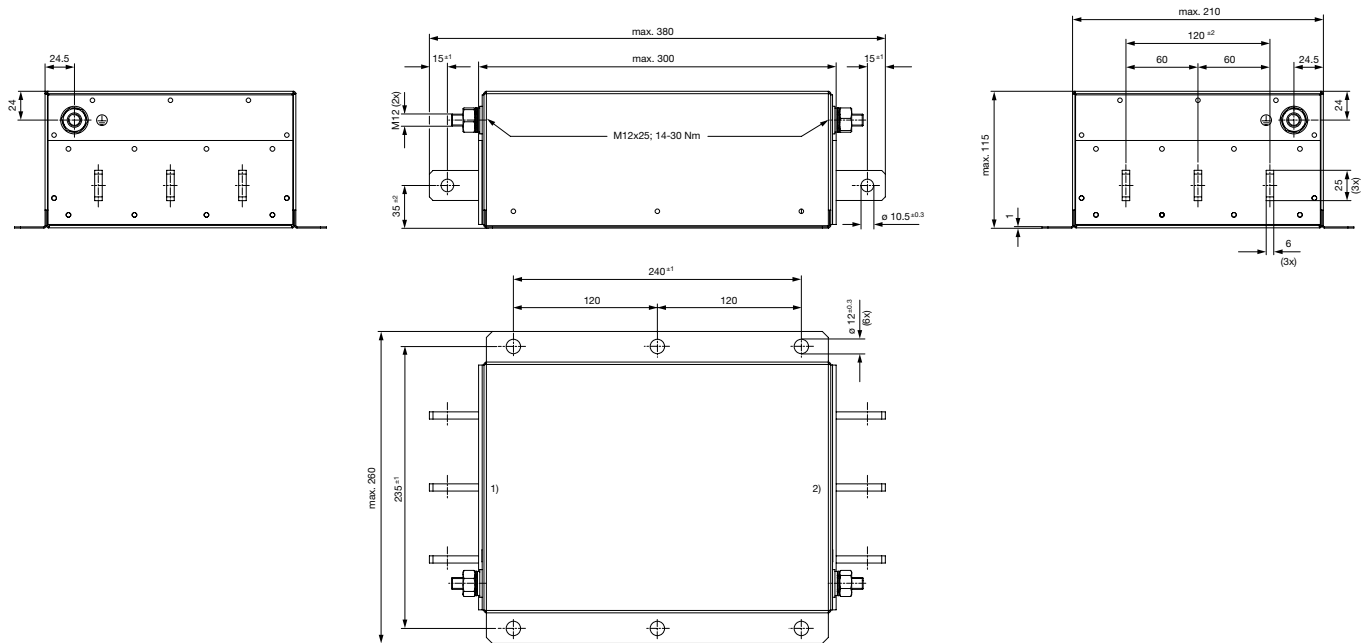
- 1) Line
- 2) Load
- 3) Lock-nut do not unscrew
- 4) Nut torque 10...17 Nm, keep lock-nut fastened

Case 3B



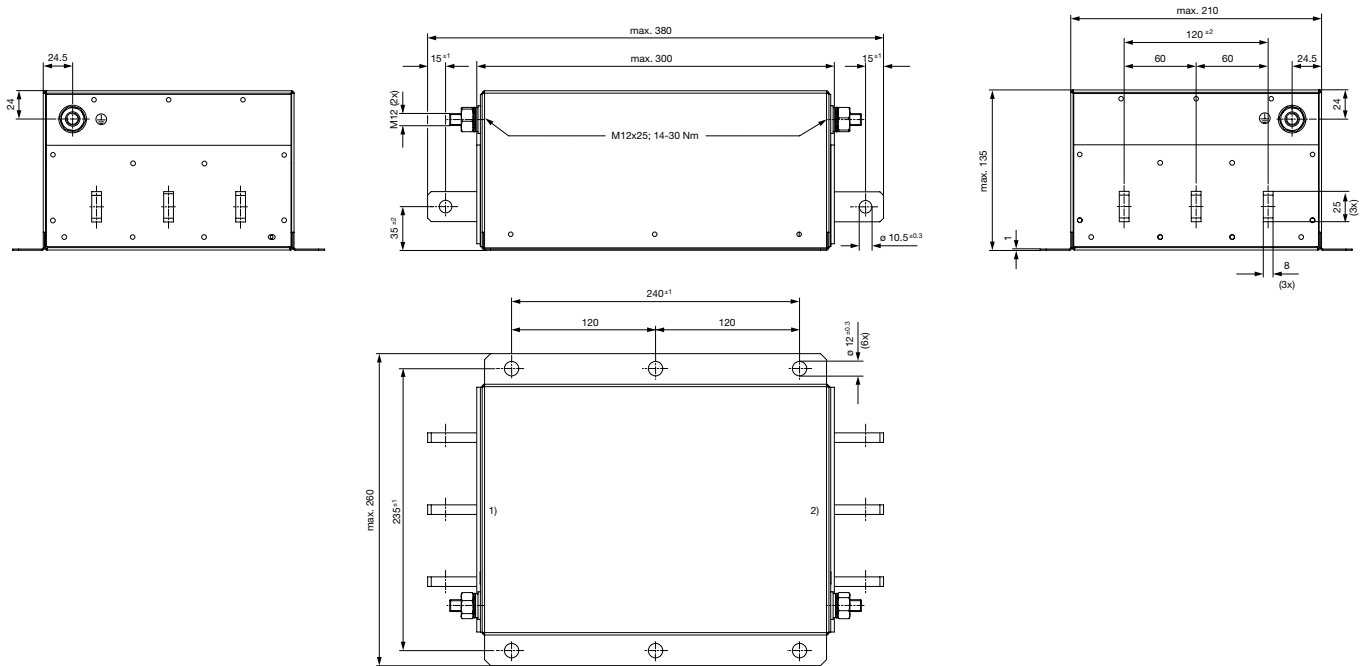
- 1) Line
- 2) Load
- 3) Lock-nut do not unscrew
- 4) Nut torque 10...17 Nm, keep lock-nut fastened

Case 3C



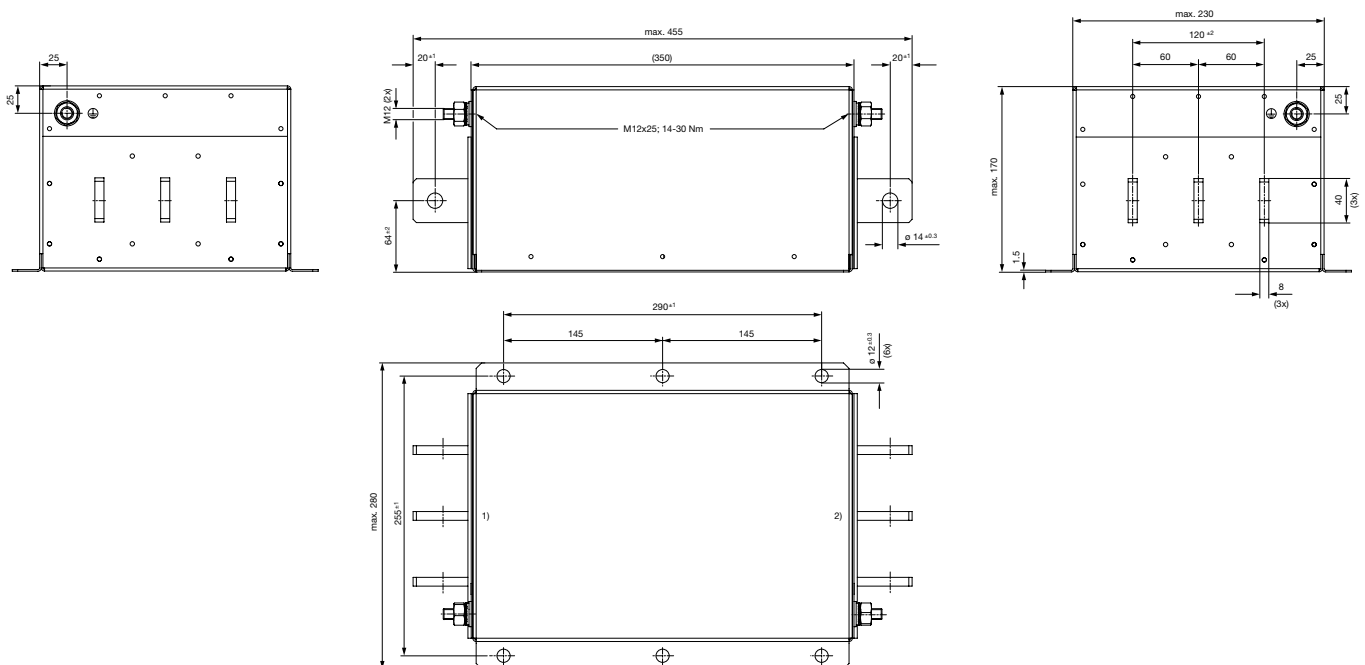
- 1) Line
- 2) Load

Case 3D



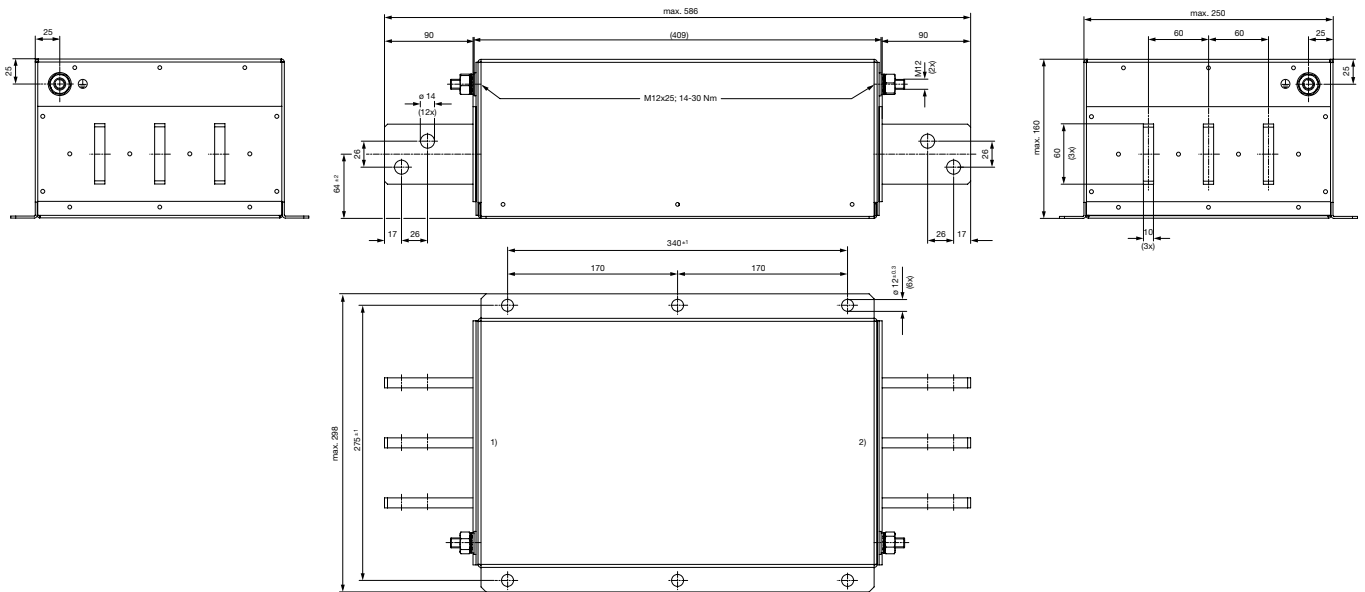
- 1) Line
- 2) Load

Case 3E

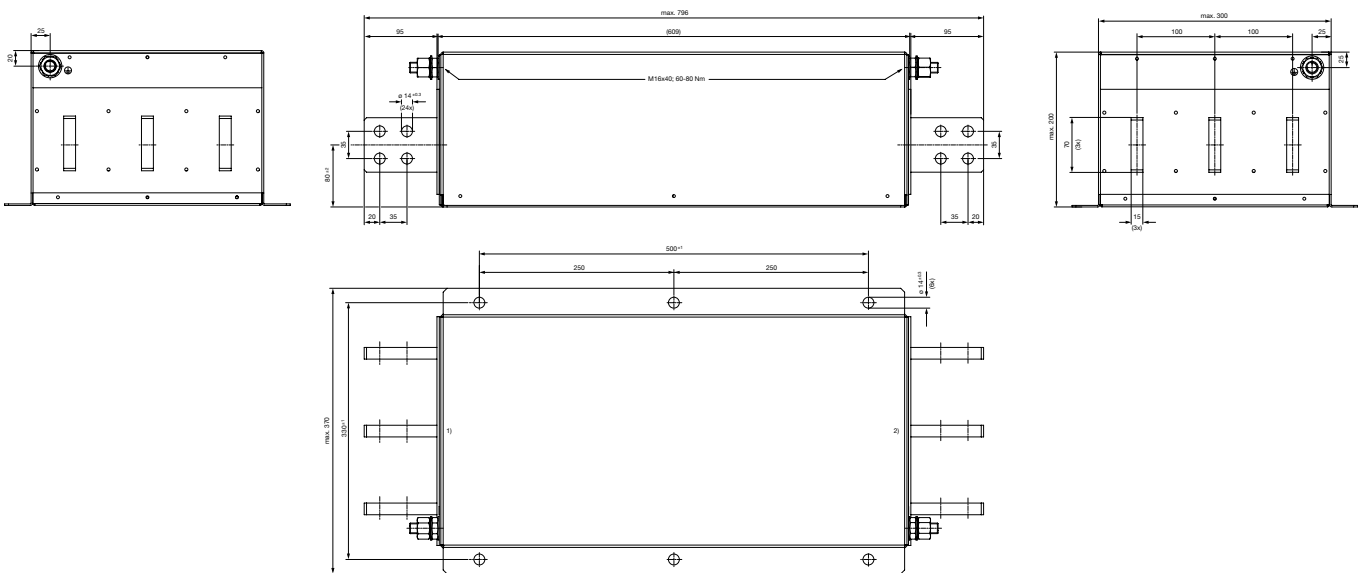


- 1) Line
- 2) Load

Case 3F

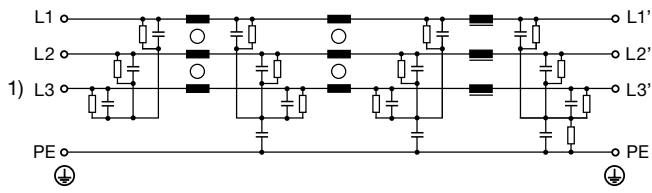


- 1) Line
  - 2) Load
- Case 3G



- 1) Line
- 2) Load

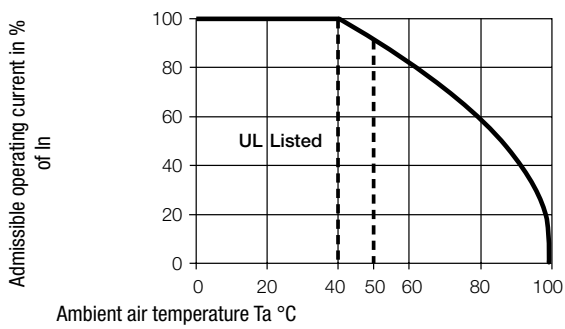
Diagrams



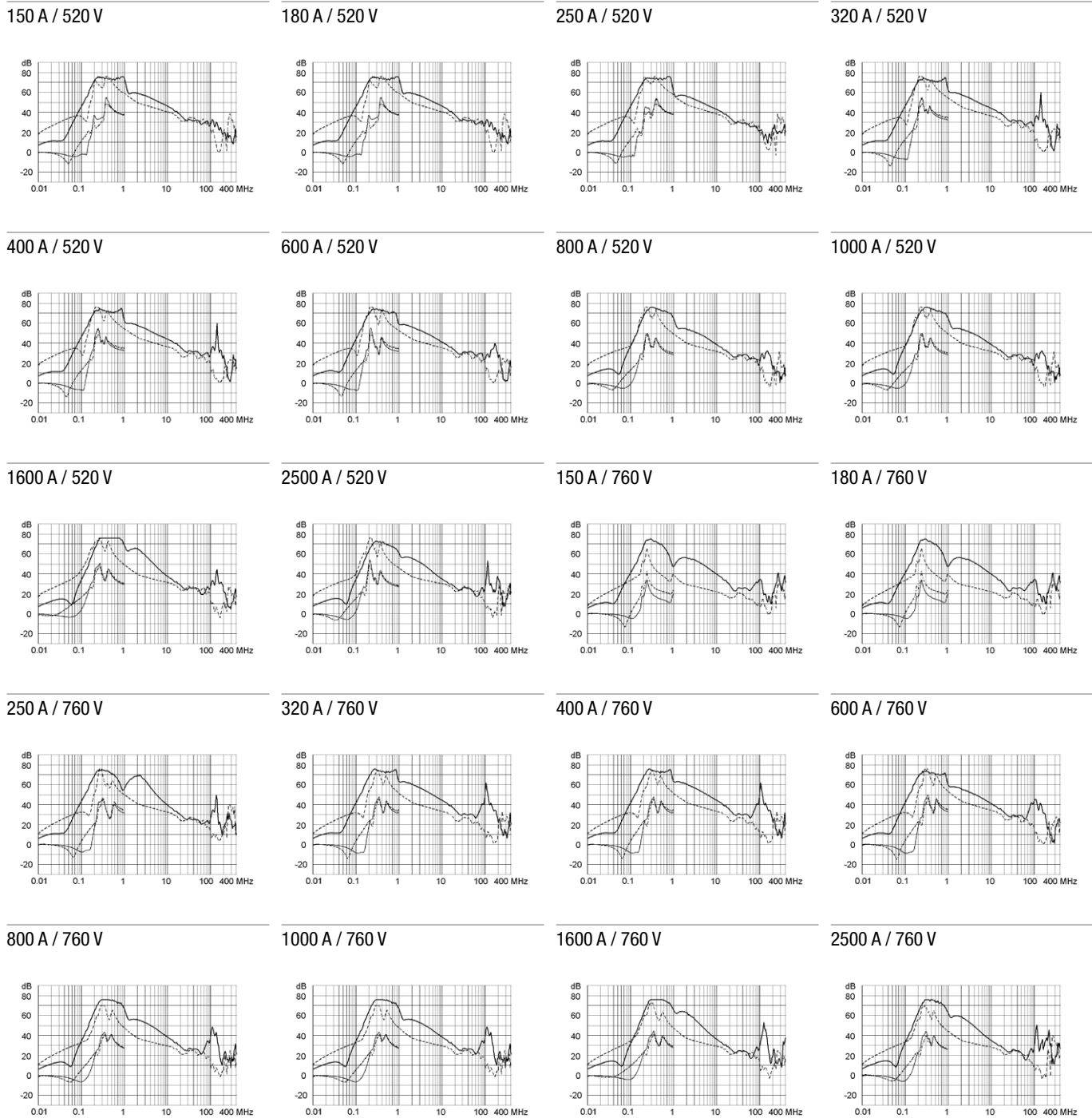
1) Line

Derating Curves

Permissible Working Current as a Function of Ambient Temperature



**Attenuation Loss** . . . 0.1/100Ω differential mode ..... 100/0.1Ω differential mode - - - 50Ω differential mode \_\_\_\_ 50Ω common mode  
 Standard version



**All Variants**

Rated Current @ Ta 50°C (40°C) [A]	Rated Voltage [VAC]	Power (kW)	Leakage Cur- rent [mA] @ 440V, 60Hz 1)	Tripped Power Dissipation [W]	Weight [kg]	Housings	Order Number
150 (164)	520	75	14.1	8	9 kg	3A	<a href="#">FMCC-H93A-J532</a>
180 (197)	520	90	14.1	11	9 kg	3A	<a href="#">FMCC-H93A-J832</a>
250 (250)	520	132	14.1	13	11 kg	3B	<a href="#">FMCC-H93B-K532</a>
320 (350)	520	160	14.1	16	12 kg	3C	<a href="#">FMCC-H93C-L252</a>
400 (438)	520	220	14.1	25	12 kg	3C	<a href="#">FMCC-H93C-M052</a>
600 (657)	520	315	14.1	43	14 kg	3D	<a href="#">FMCC-H93D-U052</a>
800 (876)	520	400	14.1	56	26 kg	3E	<a href="#">FMCC-H93E-Q052</a>
1000 (1095)	520	560	14.1	88	26 kg	3E	<a href="#">FMCC-H93E-S052</a>

Rated Current @ Ta 50°C (40°C) [A]	Rated Voltage [VAC]	Power (kW)	Leakage Current [mA] @ 440V, 60Hz 1)	Tripped Power Dissipation [W]	Weight [kg]	Housings	Order Number
1600 (1600)	520	900	14.1	150	29 kg	3F	FMCC-H93F-S652
2500 (2500)	520	1320	14.1	286	67 kg	3G	FMCC-H93G-T552
150 (164)	760	110	13.5	8	9 kg	3A	FMCC-I93A-J534
180 (197)	760	132	13.5	11	9 kg	3A	FMCC-I93A-J834
250 (250)	760	200	13.5	13	11 kg	3B	FMCC-I93B-K534
320 (350)	760	250	13.5	16	12 kg	3C	FMCC-I93C-L254
400 (438)	760	315	13.5	25	12 kg	3C	FMCC-I93C-M054
600 (657)	760	500	13.5	43	14 kg	3D	FMCC-I93D-U054
800 (876)	760	630	13.5	56	26 kg	3E	FMCC-I93E-Q054
1000 (1095)	760	710	13.5	88	26 kg	3E	FMCC-I93E-S054
1600 (1600)	760	1320	13.5	150	29 kg	3F	FMCC-I93F-S654
2500 (2500)	760	2000	13.5	286	67 kg	3G	FMCC-I93G-T554

Availability for all products can be searched real-time: <https://www.schurter.com/en/Stock-Check/Stock-Check-SCHURTER>

1) Leakage current according IEC 60939-1

**Packaging unit** 1 Pcs





Компания «ЭлектроПласт» предлагает заключение долгосрочных отношений при поставках импортных электронных компонентов на взаимовыгодных условиях!

Наши преимущества:

- Оперативные поставки широкого спектра электронных компонентов отечественного и импортного производства напрямую от производителей и с крупнейших мировых складов;
- Поставка более 17-ти миллионов наименований электронных компонентов;
- Поставка сложных, дефицитных, либо снятых с производства позиций;
- Оперативные сроки поставки под заказ (от 5 рабочих дней);
- Экспресс доставка в любую точку России;
- Техническая поддержка проекта, помощь в подборе аналогов, поставка прототипов;
- Система менеджмента качества сертифицирована по Международному стандарту ISO 9001;
- Лицензия ФСБ на осуществление работ с использованием сведений, составляющих государственную тайну;
- Поставка специализированных компонентов (Xilinx, Altera, Analog Devices, Intersil, Interpoint, Microsemi, Aeroflex, Peregrine, Syfer, Eurofarad, Texas Instrument, Miteq, Cobham, E2V, MA-COM, Hittite, Mini-Circuits, General Dynamics и др.);

Помимо этого, одним из направлений компании «ЭлектроПласт» является направление «Источники питания». Мы предлагаем Вам помощь Конструкторского отдела:

- Подбор оптимального решения, техническое обоснование при выборе компонента;
- Подбор аналогов;
- Консультации по применению компонента;
- Поставка образцов и прототипов;
- Техническая поддержка проекта;
- Защита от снятия компонента с производства.



#### Как с нами связаться

**Телефон:** 8 (812) 309 58 32 (многоканальный)

**Факс:** 8 (812) 320-02-42

**Электронная почта:** [org@eplast1.ru](mailto:org@eplast1.ru)

**Адрес:** 198099, г. Санкт-Петербург, ул. Калинина, дом 2, корпус 4, литера А.