

## Redundancy module - QUINT-ORING/24DC/2X40/1X80 - 2902879

Please be informed that the data shown in this PDF Document is generated from our Online Catalog. Please find the complete data in the user's documentation. Our General Terms of Use for Downloads are valid (<http://phoenixcontact.com/download>)



Active QUINT redundancy module for DIN rail mounting with ACB technology (Active Current Balancing) and monitoring functions, input: 24 V DC, output: 24 V DC/2 x 40 A or 1 x 80 A, including mounted UTA 107 universal DIN rail adapter

### Product Features

- ✓ Service life of the redundant solution is doubled, thanks to uniform distribution of the load
- ✓ Save energy
- ✓ Permanent monitoring of redundancy
- ✓ Consistent redundancy up to the load



### Key commercial data

Packing unit	1 pc
Weight per Piece (excluding packing)	1240.0 GRM
Custom tariff number	85049091
Country of origin	China

### Technical data

#### Dimensions

Width	66 mm
Height	130 mm
Depth	125 mm
Width with alternative assembly	122 mm
Height with alternative assembly	130 mm
Depth with alternative assembly	69 mm

#### Ambient conditions

Degree of protection	IP20
Ambient temperature (operation)	-25 °C ... 70 °C (> 60 °C derating, 2.5 %/K, startup at -40°C type-tested)
Ambient temperature (storage/transport)	-40 °C ... 85 °C

# Redundancy module - QUINT-ORING/24DC/2X40/1X80 - 2902879

## Technical data

### Ambient conditions

Max. permissible relative humidity (operation)	≤ 95 % (at 25 °C, non-condensing)
Noise immunity	EN 61000-6-2:2005
Maximum altitude	2000 m

### Input data

Nominal input voltage range	24 V DC
Input voltage range	18 V DC ... 28 V DC (SELV)
Type of protection	Protection against static surge voltages > 30 V
Nominal input current I <sub>N</sub>	2x 40 A (-25 °C ... 60 °C)
	1x 80 A (-25 °C ... 60 °C)
Maximum current I <sub>max</sub>	2x 45 A (-25°C ... 40°C)
	1x 90 A (-25°C ... 40°C)

### Output data

Nominal output voltage	0.2 V (< DC input)
	24 V DC
Nominal output current	80 A (Increasing power)
	40 A (Redundancy)
Derating	60 °C ... 70 °C (2.5%/K)
Connection in series	No
Output current	80 A (Increasing power)
Power loss nominal load max.	16 W (I <sub>OUT</sub> = 80 A)

### General

Net weight	0.9 kg
Efficiency	> 98 %
Protection class	III
	> 720000 h (40°C)
Mounting position	horizontal DIN rail NS 35, EN 60715
Assembly instructions	Alignable: 5 mm horizontally, 15 mm next to active components, 50 mm vertically
Electromagnetic compatibility	Conformance with EMC Directive 2004/108/EC
Low Voltage Directive	Conformance with LV directive 2006/95/EC
Standard – Electrical equipment of machines	EN 60204-1
Standard - Electrical safety	EN 60950-1/VDE 0805 (SELV)
Standard – Electronic equipment for use in electrical power installations and their assembly into electrical power installations	EN 50178/VDE 0160 (PELV)
Standard – Safety extra-low voltage	IEC 60950-1 (SELV) and EN 60204-1 (PELV)
UL approvals	UL/C-UL listed UL 508

## Redundancy module - QUINT-ORING/24DC/2X40/1X80 - 2902879

### Technical data

#### General

	UL/C-UL Recognized UL 60950
	UL ANSI/ISA-12.12.01 Class I, Division 2, Groups A, B, C, D (Hazardous Location)

#### Connection data, input

Connection method	Screw connection
Conductor cross section solid min.	0.5 mm <sup>2</sup>
Conductor cross section solid max.	16 mm <sup>2</sup>
Conductor cross section flexible min.	0.5 mm <sup>2</sup>
Conductor cross section flexible max.	16 mm <sup>2</sup>
Conductor cross section AWG min.	6
Stripping length	10 mm
Screw thread	M3

#### Connection data, output

Connection method	Screw connection
Conductor cross section solid min.	0.5 mm <sup>2</sup>
Conductor cross section solid max.	35 mm <sup>2</sup>
Conductor cross section flexible min.	0.5 mm <sup>2</sup>
Conductor cross section flexible max.	35 mm <sup>2</sup>
Conductor cross section AWG min.	2
Stripping length	18 mm
Screw thread	M4

#### Signaling

Output name	Redundancy OK, 13/14
Output description	Group contact
Maximum switching voltage	max. 30 V AC/DC
Maximum inrush current	≤ 100 mA (short-circuit resistant)
Status display	LED redundancy OK
Note on status display	Green
Conductor cross section solid min.	0.2 mm <sup>2</sup>
Conductor cross section solid max.	6 mm <sup>2</sup>
Conductor cross section flexible min.	0.2 mm <sup>2</sup>
Conductor cross section flexible max.	4 mm <sup>2</sup>
Conductor cross section AWG min.	16
Conductor cross section AWG max.	10
Tightening torque, min	1.2 Nm
Tightening torque max	1.5 Nm

## Redundancy module - QUINT-ORING/24DC/2X40/1X80 - 2902879

### Technical data

#### Signaling

Screw thread	M3
Output name	ACB (Auto Current Balancing) OK, 23/24
Output description	Contact closed: $\Delta U_{IN} \leq 300 \text{ mV}$
Maximum switching voltage	max. 30 V AC/DC
Maximum inrush current	$\leq 100 \text{ mA}$ (short-circuit resistant)
Status display	ACB OK LED
Note on status display	LED bar graph green
Conductor cross section solid min.	0.2 mm <sup>2</sup>
Conductor cross section solid max.	6 mm <sup>2</sup>
Conductor cross section flexible min.	0.2 mm <sup>2</sup>
Conductor cross section flexible max.	4 mm <sup>2</sup>
Conductor cross section AWG min.	24
Conductor cross section AWG max.	10
Tightening torque, min	0.5 Nm
Tightening torque max	0.6 Nm
Screw thread	M3
Maximum inrush current	$\leq 100 \text{ mA}$ (short-circuit resistant)

### Classifications

#### eCl@ss

eCl@ss 4.0	27250311
eCl@ss 4.1	27250311
eCl@ss 5.0	27242213
eCl@ss 5.1	27242213
eCl@ss 6.0	27049005
eCl@ss 7.0	27049005
eCl@ss 8.0	27049002

#### ETIM

ETIM 3.0	EC000599
ETIM 4.0	EC000599
ETIM 5.0	EC002540

#### UNSPSC

UNSPSC 6.01	30211502
UNSPSC 7.0901	39121004
UNSPSC 11	39121004

# Redundancy module - QUINT-ORING/24DC/2X40/1X80 - 2902879

## Classifications

### UNSPSC

UNSPSC 12.01	39121004
UNSPSC 13.2	39121004

## Approvals

### Approvals

---

#### Approvals

UL Recognized / cUL Recognized / UL Listed / cUL Listed / EAC / RINA / GL / EAC / BV / DNV / NK / LR / ABS / cULus Recognized / cULus Listed

---

#### Ex Approvals


UL Listed / cUL Listed / cULus Listed


---

#### Approvals submitted

---

### Approval details

UL Recognized 

cUL Recognized 

UL Listed 

cUL Listed 

EAC

RINA

## Redundancy module - QUINT-ORING/24DC/2X40/1X80 - 2902879

### Approvals

GL

EAC

BV

DNV

NK	
mm <sup>2</sup> /AWG/kcmil	10
Nominal current I <sub>N</sub>	63 A
Nominal voltage U <sub>N</sub>	500 V

LR	
mm <sup>2</sup> /AWG/kcmil	6
Nominal current I <sub>N</sub>	41 A
Nominal voltage U <sub>N</sub>	500 V

ABS

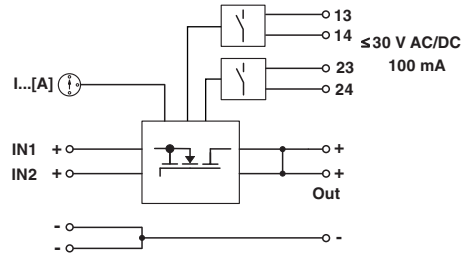
cULus Recognized 

cULus Listed 

### Drawings

## Redundancy module - QUINT-ORING/24DC/2X40/1X80 - 2902879

Block diagram





Компания «ЭлектроПласт» предлагает заключение долгосрочных отношений при поставках импортных электронных компонентов на взаимовыгодных условиях!

Наши преимущества:

- Оперативные поставки широкого спектра электронных компонентов отечественного и импортного производства напрямую от производителей и с крупнейших мировых складов;
- Поставка более 17-ти миллионов наименований электронных компонентов;
- Поставка сложных, дефицитных, либо снятых с производства позиций;
- Оперативные сроки поставки под заказ (от 5 рабочих дней);
- Экспресс доставка в любую точку России;
- Техническая поддержка проекта, помощь в подборе аналогов, поставка прототипов;
- Система менеджмента качества сертифицирована по Международному стандарту ISO 9001;
- Лицензия ФСБ на осуществление работ с использованием сведений, составляющих государственную тайну;
- Поставка специализированных компонентов (Xilinx, Altera, Analog Devices, Intersil, Interpoint, Microsemi, Aeroflex, Peregrine, Syfer, Eurofarad, Texas Instrument, Miteq, Cobham, E2V, MA-COM, Hittite, Mini-Circuits, General Dynamics и др.);

Помимо этого, одним из направлений компании «ЭлектроПласт» является направление «Источники питания». Мы предлагаем Вам помощь Конструкторского отдела:

- Подбор оптимального решения, техническое обоснование при выборе компонента;
- Подбор аналогов;
- Консультации по применению компонента;
- Поставка образцов и прототипов;
- Техническая поддержка проекта;
- Защита от снятия компонента с производства.



#### Как с нами связаться

**Телефон:** 8 (812) 309 58 32 (многоканальный)

**Факс:** 8 (812) 320-02-42

**Электронная почта:** [org@eplast1.ru](mailto:org@eplast1.ru)

**Адрес:** 198099, г. Санкт-Петербург, ул. Калинина, дом 2, корпус 4, литера А.