

16mm Rotary Type, Metal Shaft Series

Application

- ✓ TV/Video, Audio, Musical instruments, Industrial control

Feature

- ✓ Suitable for various applications



■Specification

| | |
|---------------------------------------|----------------------|
| Total Rotational Angle | 300±5° |
| Maximum Operating Voltage | 150V AC |
| Insulation Resistance | 100MΩ at DC500V |
| Dielectric Strength | AC 500V for 1 minute |
| Rotational Torque | 20-200 gf.cm |
| Click Torque | 30-250 gf.cm |
| Rotational Stop Strength of the Shaft | 6 kgf.cm min |
| Push/Pull Strength of the Shaft | 8 kgf for 3 sec |
| Rotation Life | 15,000 cycles |

■How to order

RV16A01F – 10 B1 – 15K – B50K – 3C

Model

Bushing Type

| Order Code | φ | Order Code | Length |
|------------|-----------------|------------|--------|
| A | M6x0.75 | 1 | 5.0 mm |
| B | M7x0.75 | 2 | 6.5 mm |
| C | M8x0.75 | 3 | 7.0 mm |
| D | M3/8x0.75 | 4 | 8.0 mm |
| Blank | M7x0.75, 6.5 mm | | |

Metal Shaft Type

Click

| Order code | Description |
|----------------|-------------------------------------|
| 3 | No click |
| 3C, 3D, 3E, 3F | Center click , 11, 21, 41 clicks |

Taper and Resistance Value

| Order Code | Taper | Resistance Value |
|------------|-----------|------------------|
| A100K | Log/A | 100KΩ |
| B1M | Linear/B | 1MΩ |
| C500K | Rev-log/C | 500KΩ |

Taper: A, B and C

Resistance Value: 1KΩ to 500KΩ and 1MΩ

*Contact us for other requirements.

16mm Rotary Type, Metal Shaft Series

■ Model Description

| Model | Number of Unit | Switch Function | Terminal Type | With Sleeve or Bushing | Rotational Angle |
|-----------------------------|------------------------|-----------------|------------------|------------------------|------------------|
| RV16AF-10 | Single unit | N/A | Solder lug | Metal bushing | 300°±5° |
| RV16AF-20 | Single unit | N/A | Horizontal | Metal bushing | 300°±5° |
| RV16AF-30 | Single unit | N/A | Vertical (Front) | Metal bushing | 300°±5° |
| RV16AF-41 | Single unit | N/A | Vertical | Metal bushing | 300°±5° |
| RV16ARF-20 | Single unit with tap | N/A | Horizontal | Metal bushing | 300°±5° |
| RV16A01F-10 | Dual unit | N/A | Solder lug | Metal bushing | 300°±5° |
| RV16A01F-20 | Dual unit | N/A | Horizontal | Metal bushing | 300°±5° |
| RV16A01F-30 | Dual unit | N/A | Vertical (Front) | Metal bushing | 300°±5° |
| RV16A01F-41 | Dual unit | N/A | Vertical | Metal bushing | 300°±5° |
| RV16AEF-20 | Dual unit with bracket | N/A | Horizontal | Metal bushing | 300°±5° |
| RV16AE1F-20 | Dual unit with bracket | N/A | Horizontal | Metal bushing | 300°±5° |
| RV16AD1F-41 | Dual unit with bracket | N/A | Vertical | Metal bushing | 300°±5° |

| Order Code | Outline Drawing |
|------------|--|
| RV16AF-10 |   |

[Back to top](#)

16mm Rotary Type, Metal Shaft Series


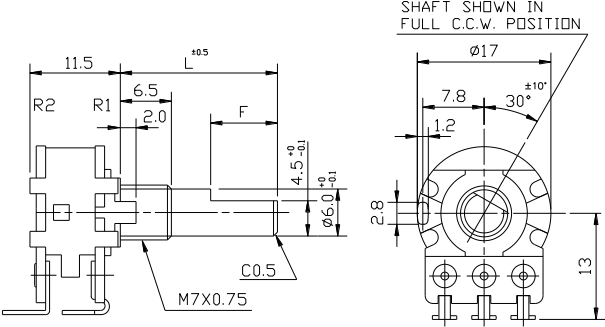
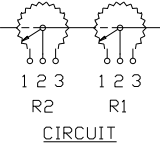

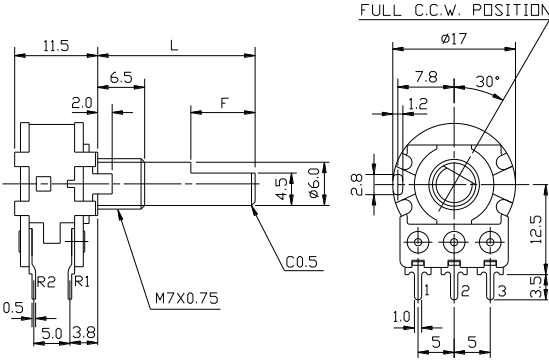
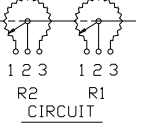
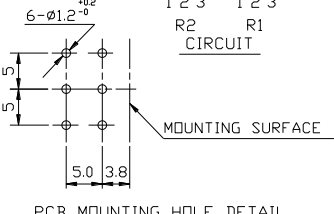

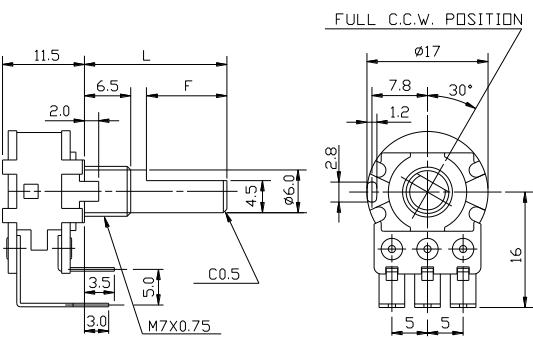
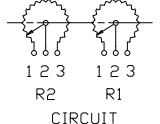
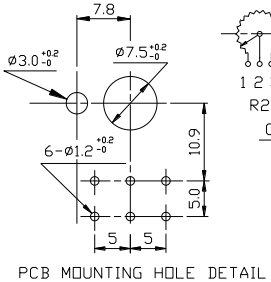

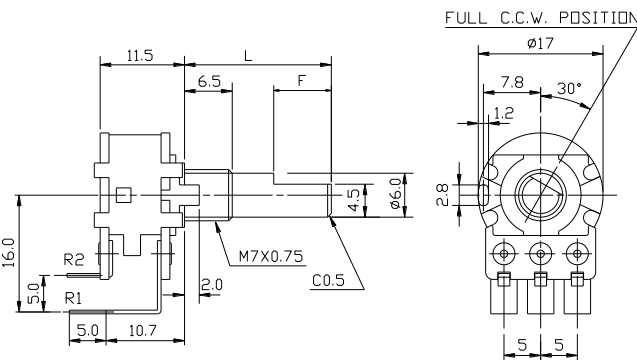
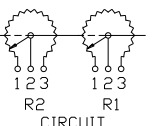
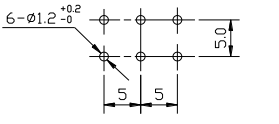
| Order Code | Outline Drawing |
|---|--|
| <p>RV16AF-20</p>  |  <p>Technical drawing of RV16AF-20 potentiometer. It includes a side view with dimensions: 9.1, 6.5, L, F, 4.5, $\phi 6$, C0.5, $\phi 16.5$, 3-0.5, 3.8, and an M7X0.75 thread. The front view shows a diameter of $\phi 17$, a 30-degree angle, 7.8, 1.2, 2.8, 12.5, 3-1.0, and 5. The PCB mounting hole detail shows a 300-degree rotation mono unit with a 123 circuit, 3-$\phi 1.2^{+0.2}$ holes, and a 3.8mm mounting surface offset.</p> |
| <p>RV16AF-30</p>  |  <p>Technical drawing of RV16AF-30 potentiometer. It includes a side view with dimensions: 9.1, 6.5, L, F, 4.5, $\phi 6$, C0.5, $\phi 16.5$, 3.5, and an M7X0.75 thread. The front view shows a diameter of $\phi 17$, a 30-degree angle, 7.8, 1.2, 2.8, 10.9, 5, and 5. The PCB mounting hole detail shows a 300-degree rotation mono unit with a 123 circuit, $\phi 3.0^{+0.2}$ and $\phi 7.5^{+0.2}$ holes, 3-$\phi 1.2^{+0.2}$ holes, and a 10.9mm mounting surface offset.</p> |
| <p>RV16AF-41</p>  |  <p>Technical drawing of RV16AF-41 potentiometer. It includes a side view with dimensions: 9.1, 6.5, L, F, 4.5, $\phi 6.0$, C0.5, $\phi 16.5$, 16, 0.5, 5, 10.7, and an M7X0.75 thread. The front view shows a diameter of $\phi 17$, a 30-degree angle, 7.8, 1.2, 2.8, 5, and 5. The PCB mounting hole detail shows a 300-degree rotation mono unit with a 123 circuit, $\phi 3.0^{+0.2}$ and $\phi 7.5^{+0.2}$ holes, 3-$\phi 1.2^{+0.2}$ holes, and a 16mm mounting surface offset.</p> |
| <p>RV16ARF-20</p>  |  <p>Technical drawing of RV16ARF-20 potentiometer. It includes a side view with dimensions: 9.1, 6.5, L, F, 4.5, $\phi 6$, C0.5, $\phi 16.5$, 0.5, 12.0, 3.8, and an M7X0.75 thread. The front view shows a diameter of $\phi 17$, a 30-degree angle, 8.5, 12.5, 7.8, 1.2, 2.8, 8.5, 12.5, 1.0, 3.5, 5, 5, and 5. The PCB mounting hole detail shows a 300-degree rotation mono unit with a 123 circuit, 4-$\phi 1.2^{+0.2}$ holes, and a 3.8mm mounting surface offset.</p> |

[Back to top](#)

POTENTIOMETERS



16mm Rotary Type, Metal Shaft Series


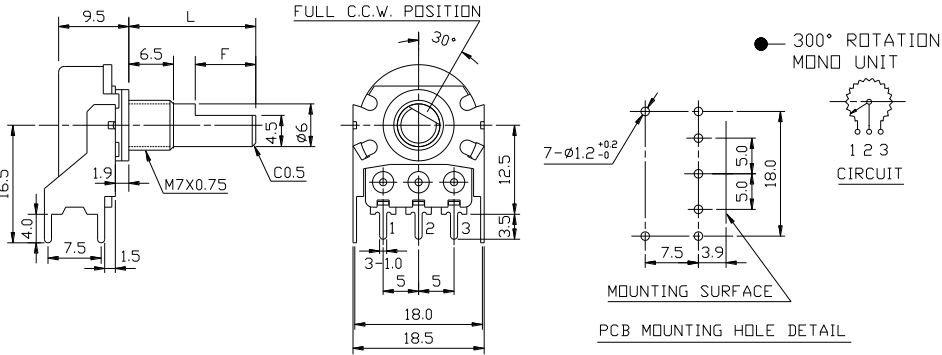

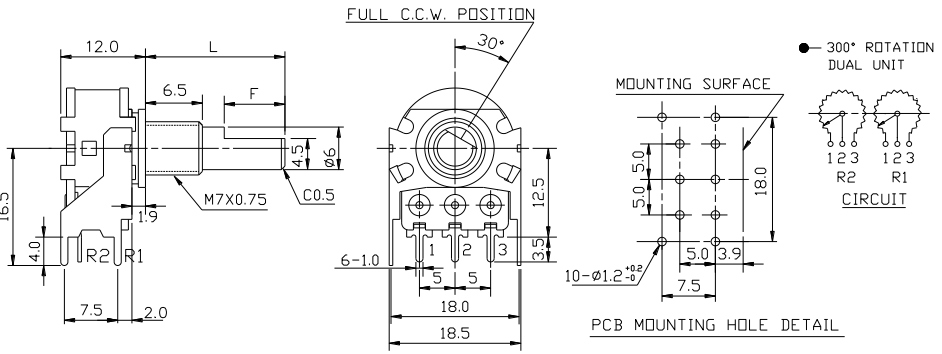

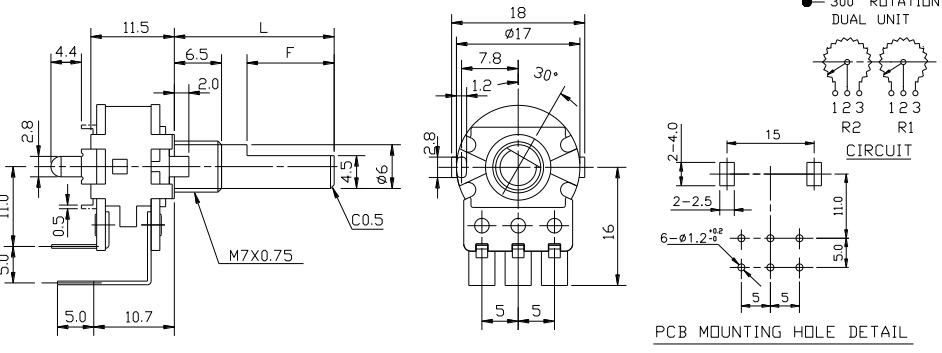
| Order Code | Outline Drawing |
|--|--|
| <p>RV16A01F-10</p>  |  <p>SHAFT SHOWN IN FULL C.C.W. POSITION</p> <p>● 300° ROTATION DUAL UNIT</p>  <p>CIRCUIT</p> |
| <p>RV16A01F-20</p>  |  <p>FULL C.C.W. POSITION</p> <p>● 300° ROTATION DUAL UNIT</p>  <p>CIRCUIT</p>  <p>PCB MOUNTING HOLE DETAIL</p> |
| <p>RV16A01F-30</p>  |  <p>FULL C.C.W. POSITION</p> <p>● 300° ROTATION DUAL UNIT</p>  <p>CIRCUIT</p>  <p>PCB MOUNTING HOLE DETAIL</p> |
| <p>RV16A01F-41</p>  |  <p>FULL C.C.W. POSITION</p> <p>● 300° ROTATION DUAL UNIT</p>  <p>CIRCUIT</p>  <p>PCB MOUNTING HOLE DETAIL</p> |

[Back to top](#)

POTENTIOMETERS



16mm Rotary Type, Metal Shaft Series

| Order Code | Outline Drawing |
|--|--|
| <p>RV16AEF-20</p>  |  |
| <p>RV16AE1F-20</p>  |  |
| <p>RV16AD1F-41</p>  |  |

[Back to top](#)

16mm Rotary Type, Metal Shaft Series

■ Metal Shaft Type

| K Type | | | | | | | | | | | | | | | | | | | | | | | | | | | | | | | | | | | | | | | |
|--|--|--|------------|------------|-----|-----|----|-----|-----|-----|-----|-----|----|-----|-----|----|--|--|------------|---|-----|-----|-----|-----|-----|----|-----|-----|----|-----|-----|----|---|---|------------|---|-----|-----|----|
|  | A : 5mm | A : 6.5mm | A : 8mm | | | | | | | | | | | | | | | | | | | | | | | | | | | | | | | | | | | | |
| | | <table border="1"> <thead> <tr> <th>Order Code</th> <th>L</th> <th>T</th> </tr> </thead> <tbody> <tr> <td>10K</td> <td>10</td> <td>3.2</td> </tr> <tr> <td>15K</td> <td>15</td> <td>6</td> </tr> <tr> <td>20K</td> <td>20</td> <td>10</td> </tr> <tr> <td>25K</td> <td>25</td> <td>12</td> </tr> </tbody> </table> | Order Code | L | T | 10K | 10 | 3.2 | 15K | 15 | 6 | 20K | 20 | 10 | 25K | 25 | 12 | <table border="1"> <thead> <tr> <th>Order Code</th> <th>L</th> <th>T</th> </tr> </thead> <tbody> <tr> <td>10K</td> <td>10</td> <td>2.2</td> </tr> <tr> <td>15K</td> <td>15</td> <td>6</td> </tr> <tr> <td>20K</td> <td>20</td> <td>10</td> </tr> <tr> <td>25K</td> <td>25</td> <td>12</td> </tr> </tbody> </table> | Order Code | L | T | 10K | 10 | 2.2 | 15K | 15 | 6 | 20K | 20 | 10 | 25K | 25 | 12 | <table border="1"> <thead> <tr> <th>Order Code</th> <th>L</th> <th>T</th> </tr> </thead> <tbody> <tr> <td>20K</td> <td>20</td> <td>7</td> </tr> </tbody> </table> | Order Code | L | T | 20K | 20 |
| Order Code | L | T | | | | | | | | | | | | | | | | | | | | | | | | | | | | | | | | | | | | | |
| 10K | 10 | 3.2 | | | | | | | | | | | | | | | | | | | | | | | | | | | | | | | | | | | | | |
| 15K | 15 | 6 | | | | | | | | | | | | | | | | | | | | | | | | | | | | | | | | | | | | | |
| 20K | 20 | 10 | | | | | | | | | | | | | | | | | | | | | | | | | | | | | | | | | | | | | |
| 25K | 25 | 12 | | | | | | | | | | | | | | | | | | | | | | | | | | | | | | | | | | | | | |
| Order Code | L | T | | | | | | | | | | | | | | | | | | | | | | | | | | | | | | | | | | | | | |
| 10K | 10 | 2.2 | | | | | | | | | | | | | | | | | | | | | | | | | | | | | | | | | | | | | |
| 15K | 15 | 6 | | | | | | | | | | | | | | | | | | | | | | | | | | | | | | | | | | | | | |
| 20K | 20 | 10 | | | | | | | | | | | | | | | | | | | | | | | | | | | | | | | | | | | | | |
| 25K | 25 | 12 | | | | | | | | | | | | | | | | | | | | | | | | | | | | | | | | | | | | | |
| Order Code | L | T | | | | | | | | | | | | | | | | | | | | | | | | | | | | | | | | | | | | | |
| 20K | 20 | 7 | | | | | | | | | | | | | | | | | | | | | | | | | | | | | | | | | | | | | |
| F Type | | | | | | | | | | | | | | | | | | | | | | | | | | | | | | | | | | | | | | | |
|  | A : 5mm | A : 6.5mm | A : 8mm | | | | | | | | | | | | | | | | | | | | | | | | | | | | | | | | | | | | |
| | <table border="1"> <thead> <tr> <th>Order Code</th> <th>L</th> <th>F</th> </tr> </thead> <tbody> <tr> <td>10F</td> <td>10</td> <td>4</td> </tr> <tr> <td>15F</td> <td>15</td> <td>7</td> </tr> <tr> <td>20F</td> <td>20</td> <td>12</td> </tr> <tr> <td>25F</td> <td>25</td> <td>14</td> </tr> </tbody> </table> | Order Code | L | F | 10F | 10 | 4 | 15F | 15 | 7 | 20F | 20 | 12 | 25F | 25 | 14 | <table border="1"> <thead> <tr> <th>Order Code</th> <th>L</th> <th>F</th> </tr> </thead> <tbody> <tr> <td>10F</td> <td>10</td> <td>2.5</td> </tr> <tr> <td>15F</td> <td>15</td> <td>7</td> </tr> <tr> <td>20F</td> <td>20</td> <td>12</td> </tr> <tr> <td>25F</td> <td>25</td> <td>14</td> </tr> </tbody> </table> | Order Code | L | F | 10F | 10 | 2.5 | 15F | 15 | 7 | 20F | 20 | 12 | 25F | 25 | 14 | <table border="1"> <thead> <tr> <th>Order Code</th> <th>L</th> <th>F</th> </tr> </thead> <tbody> <tr> <td>20F</td> <td>20</td> <td>7</td> </tr> </tbody> </table> | Order Code | L | F | 20F | 20 | 7 |
| Order Code | L | F | | | | | | | | | | | | | | | | | | | | | | | | | | | | | | | | | | | | | |
| 10F | 10 | 4 | | | | | | | | | | | | | | | | | | | | | | | | | | | | | | | | | | | | | |
| 15F | 15 | 7 | | | | | | | | | | | | | | | | | | | | | | | | | | | | | | | | | | | | | |
| 20F | 20 | 12 | | | | | | | | | | | | | | | | | | | | | | | | | | | | | | | | | | | | | |
| 25F | 25 | 14 | | | | | | | | | | | | | | | | | | | | | | | | | | | | | | | | | | | | | |
| Order Code | L | F | | | | | | | | | | | | | | | | | | | | | | | | | | | | | | | | | | | | | |
| 10F | 10 | 2.5 | | | | | | | | | | | | | | | | | | | | | | | | | | | | | | | | | | | | | |
| 15F | 15 | 7 | | | | | | | | | | | | | | | | | | | | | | | | | | | | | | | | | | | | | |
| 20F | 20 | 12 | | | | | | | | | | | | | | | | | | | | | | | | | | | | | | | | | | | | | |
| 25F | 25 | 14 | | | | | | | | | | | | | | | | | | | | | | | | | | | | | | | | | | | | | |
| Order Code | L | F | | | | | | | | | | | | | | | | | | | | | | | | | | | | | | | | | | | | | |
| 20F | 20 | 7 | | | | | | | | | | | | | | | | | | | | | | | | | | | | | | | | | | | | | |
| R Type | | | | | | | | | | | | | | | | | | | | | | | | | | | | | | | | | | | | | | | |
|  | A : 5 mm, 6.5 mm, 8 mm | | | | | | | | | | | | | | | | | | | | | | | | | | | | | | | | | | | | | | |
| | <table border="1"> <thead> <tr> <th>Order Code</th> <th>L</th> </tr> </thead> <tbody> <tr> <td>10R</td> <td>10</td> </tr> <tr> <td>15R</td> <td>15</td> </tr> <tr> <td>20R</td> <td>20</td> </tr> <tr> <td>25R</td> <td>25</td> </tr> </tbody> </table> | | | Order Code | L | 10R | 10 | 15R | 15 | 20R | 20 | 25R | 25 | | | | | | | | | | | | | | | | | | | | | | | | | | |
| Order Code | L | | | | | | | | | | | | | | | | | | | | | | | | | | | | | | | | | | | | | | |
| 10R | 10 | | | | | | | | | | | | | | | | | | | | | | | | | | | | | | | | | | | | | | |
| 15R | 15 | | | | | | | | | | | | | | | | | | | | | | | | | | | | | | | | | | | | | | |
| 20R | 20 | | | | | | | | | | | | | | | | | | | | | | | | | | | | | | | | | | | | | | |
| 25R | 25 | | | | | | | | | | | | | | | | | | | | | | | | | | | | | | | | | | | | | | |

Design and specifications presented here are for the standard parts only. Please kindly contact us for your special requests and ask for the current technical specifications before purchase and/or use.

[Back to top](#)

Mouser Electronics

Authorized Distributor

Click to View Pricing, Inventory, Delivery & Lifecycle Information:

Alpha (Taiwan):

[RV16AF-10-15R1-B10K](#) [RV16AF-10-20R1-A1K](#) [RV16AF-10-20R1-A500K](#) [RV16AF-10-20R1-A100K](#) [RV16AF-10-20R1-A5K](#) [RV16AF-10-15R1-B100K](#) [RV16AF-10-20R1-A1M](#) [RV16AF-10-15R1-B20K](#) [RV16AF-10-15R1-B25K](#) [RV16AF-10-20R1-A50K](#) [RV16AF-10-20R1-B500K](#) [RV16AF-10-15R1-B50K](#) [RV16AF-10-15R1-B250K](#) [RV16AF-10-15R1-B1M](#) [RV16AF-10-15R1-B1K](#) [RV16AF-10-15R1-B5K](#) [RV16AF-10-15R1-B2K](#) [RV16AF-10-20R1-A2K](#) [RV16AF-10-20R1-B10K](#) [RV16AF-10-20R1-B50K](#) [RV16AF-10-15R1-B500K](#) [RV16AF-10-20R1-B1K](#) [RV16AF-10-20R1-A10K](#) [RV16AF-10-20R1-B5K](#) [RV16AF-10-20R1-B100K](#) [RV16AF-10-20R1-B1M](#) [RV16AF-10-20R1-B23](#) [RV16AF-42-15R1-B100K](#) [RV16AF-20-15K-C250K](#) [RV16AF-20-15S1-C500K](#) [RV16AF-20-15S1-C25K](#) [RV16AF-20-15K-C2K](#) [RV16AF-20-15K-C500K](#) [RV16AF-20-15S1-C1K](#) [RV16AF-20-15S1-C10K](#) [RV16AF-20-15S1-C1M](#) [RV16AF-20-15S1-C5K](#) [RV16AF-20-15S1-C2K](#) [RV16AF-20-15K-C1K](#) [RV16AF-20-15K-C10K](#) [RV16AF-20-15S1-C100K](#) [RV16AF-20-15S1-C50K](#) [RV16AF-20-15K-C1M](#) [RV16AF-20-15K-C5K](#) [RV16AF-20-15K-C50K](#) [RV16AF-20-15K-C25K](#) [RV16AF-20-15K-C100K](#) [RV16AF-20-15S1-C250K](#) [RV16AF-10-15K-C100K-3](#) [RV16AF-10-15K-C10K-3](#) [RV16AF-10-15K-C1K-3](#) [RV16AF-10-15K-C1M-3](#) [RV16AF-10-15K-C250K-3](#) [RV16AF-10-15K-C25K-3](#) [RV16AF-10-15K-C2K-3](#) [RV16AF-10-15K-C500K-3](#) [RV16AF-10-15K-C50K-3](#) [RV16AF-10-15K-C5K-3](#) [RV16AF-10-15S1-C100K](#) [RV16AF-10-15S1-C10K](#) [RV16AF-10-15S1-C250K](#) [RV16AF-10-15S1-C25K](#) [RV16AF-10-15S1-C2K](#) [RV16AF-10-15S1-C50K](#) [RV16AF-10-15S1-C5K](#) [RV16AF-10-15S1-C1K](#) [RV16AF-10-15S1-C1M](#) [RV16AF-10-15S1-C500K](#) [RV16AF-20-15K-A25K-3](#) [RV16AF-10-15S1-A100K](#) [RV16AF-20-15S1-A500K](#) [RV16AF-10-15S1-A50K](#) [RV16AF-10-15K-A10K-3](#) [RV16AF-10-15S1-A250K](#) [RV16AF-10-15S1-A5K](#) [RV16AF-20-15K-A50K-3](#) [RV16AF-10-15R1-A10K](#) [RV16AF-10-15S1-A1M](#) [RV16AF-20-15S1-A10K](#) [RV16AF-20-15K-A10K-3](#) [RV16AF-20-15K-A500K](#) [RV16AF-10-15S1-A1K](#) [RV16AF-10-15K-A100K-3](#) [RV16AF-20-15K-A5K](#) [RV16AF-10-15K-A500K-3](#) [RV16AF-10-15K-A250K-3](#) [RV16AF-20-15S1-A100K](#) [RV16AF-10-15K-A2K](#) [RV16AF-20CB-20K-A20K-LA](#) [RV16AF-20-15K-A2K](#) [RV16AF-10-15S1-A500K](#) [RV16AF-20-15S1-A2K](#) [RV16AF-20-15S1-A50K](#) [RV16AF-20-15S1-A1K](#) [RV16AF-10-15S1-A10K](#) [RV16AF-20-15S1-A25K](#) [RV16AF-10-15K-A1K](#) [RV16AF-20-15K-A100K-3](#) [RV16AF-20-15S1-A1M](#) [RV16AF-10-15S1-A25K](#)



Компания «ЭлектроПласт» предлагает заключение долгосрочных отношений при поставках импортных электронных компонентов на взаимовыгодных условиях!

Наши преимущества:

- Оперативные поставки широкого спектра электронных компонентов отечественного и импортного производства напрямую от производителей и с крупнейших мировых складов;
- Поставка более 17-ти миллионов наименований электронных компонентов;
- Поставка сложных, дефицитных, либо снятых с производства позиций;
- Оперативные сроки поставки под заказ (от 5 рабочих дней);
- Экспресс доставка в любую точку России;
- Техническая поддержка проекта, помощь в подборе аналогов, поставка прототипов;
- Система менеджмента качества сертифицирована по Международному стандарту ISO 9001;
- Лицензия ФСБ на осуществление работ с использованием сведений, составляющих государственную тайну;
- Поставка специализированных компонентов (Xilinx, Altera, Analog Devices, Intersil, Interpoint, Microsemi, Aeroflex, Peregrine, Syfer, Eurofarad, Texas Instrument, Miteq, Cobham, E2V, MA-COM, Hittite, Mini-Circuits, General Dynamics и др.);

Помимо этого, одним из направлений компании «ЭлектроПласт» является направление «Источники питания». Мы предлагаем Вам помощь Конструкторского отдела:

- Подбор оптимального решения, техническое обоснование при выборе компонента;
- Подбор аналогов;
- Консультации по применению компонента;
- Поставка образцов и прототипов;
- Техническая поддержка проекта;
- Защита от снятия компонента с производства.



Как с нами связаться

Телефон: 8 (812) 309 58 32 (многоканальный)

Факс: 8 (812) 320-02-42

Электронная почта: org@eplast1.ru

Адрес: 198099, г. Санкт-Петербург, ул. Калинина, дом 2, корпус 4, литера А.