

Anderson Power Products new line of power drawer series connectors gives our customers more selections than ever to meet their power connector needs. These cost effective, mixed power and signal drawer connectors are manufactured using the same high quality standards that have made APP a leader in the power connector industry for years. The drawer series can be used for a wide range of drawer-type applications such as rectifiers, mainframe computers, telecommunications, and network equipment. If power and signal is required, let Anderson Power Products be "Your Best Connection."

FEATURES

- **Industry standard contacts**
Allows for cross mating with competitive product
- **Wide selection of contact termination**
Provides the designer a wide variety of packaging options
- **First-mate and last-mate capability**
Grounds and powers the system before mating of signal circuits
- **Integral guide pins**
Corrects misalignment during blind mating
- **Optional floating mount**
Reduces fatiguing stress on connectors during blindmating



PRODUCT SPECIFICATIONS

| Electrical | #8 | #12 | #20 | Materials | |
|--------------------------------------|------|--------------|------|-------------------------------|--------------------|
| Current Rating - (Amperes) | 75 | 35 | 5 | Insulator | PBT UL94 V-0 |
| Voltage Rating - (AC/DC) | 600 | 600 | 600 | Crimp Pin or Socket Body | Copper Alloy |
| Voltage Drop mV | 6.00 | 3.30 | 0.70 | Solder Cup Pin or Socket Body | Brass |
| Dielectric Withstanding Voltage (AC) | | 2,200 | | PCB Pin or Socket Body | Brass |
| Working Temperature Range (°C) | | -40° to 125° | | Female Contact | BeCu |
| (°F) | | -40° to 257° | | | |
| Mechanical | #8 | #12 | #20 | Contact Plating | |
| Insertion Force Per Contact (lbf) | 2.00 | 1.80 | 0.43 | #8 & #12 | Silver Over Nickel |
| (N) | 8.92 | 8.04 | 1.96 | #20 & #12AU | Gold Over Nickel |
| Extraction Force Per Contact (lbf) | 1.26 | 1.02 | 0.07 | | |
| (N) | 5.59 | 4.51 | 0.29 | | |



ORDERING INFORMATION

Housings Only

| Part Number | Description |
|-------------|----------------------------------|
| 075MPF | Pin housing panel float mount |
| 075MSP | Socket housing flush PCB mount |
| 075MSF | Socket housing panel float mount |

Socket Contacts

| Part Number | Termination | Wire | |
|-------------|-------------|------|--------|
| | | AWG | sq. mm |
| SC20-GN | Crimp | #20 | .5 |
| SS20-GN | Solder cup | #20 | .5 |
| SP20-GN | PCB tail | #20 | .5 |
| SC12-SN | Crimp | #12 | 2.5 |
| SS12-SN | Solder cup | #12 | 2.5 |
| SP12-SN | PCB tail | #12 | 2.5 |
| SC08-SN | Crimp | #8 | 10 |
| SS08-SN | Solder cup | #8 | 10 |
| SP08-SN | PCB tail | #8 | 10 |

* Gold Plating

Pin Contact

| Part Number | Termination / Pin Length | Wire | |
|-------------|--------------------------|---------|--------|
| | | AWG | sq. mm |
| PC20SGN | Crimp, standard | #20 | .5 |
| PC20FGN | Crimp, premate | #20 | .5 |
| PC20LGN | Crimp, postmate | #20 | .5 |
| PS20SGN | Solder cup, standard | #20 | .5 |
| PS20FGN | Solder cup, premate | #20 | .5 |
| PS20LGN | Solder cup, postmate | #20 | .5 |
| PP20SGN | PCB tail, standard | #20 | .5 |
| PP20FGN | PCB tail, premate | #20 | .5 |
| PP20LGN | PCB tail, postmate | #20 | .5 |
| PC12SGH | Crimp, standard | #12 hp* | 2.5 |
| PC12FGH | Crimp, premate | #12 hp* | 2.5 |
| PC12LGH | Crimp, postmate | #12 hp* | 2.5 |
| PS12SGH | Solder cup, standard | #12 hp* | 2.5 |
| PS12FGH | Solder cup, premate | #12 hp* | 2.5 |
| PS12LGH | Solder cup, postmate | #12 hp* | 2.5 |
| PP12SGH | PCB tail, standard | #12 hp* | 2.5 |
| PP12FGH | PCB tail, premate | #12 hp* | 2.5 |
| PP12LGH | PCB tail, postmate | #12 hp* | 2.5 |
| PC12SSN | Crimp, standard | #12 | 2.5 |
| PC12FSN | Crimp, premate | #12 | 2.5 |
| PC12LSN | Crimp, postmate | #12 | 2.5 |
| PS12SSN | Solder cup, standard | #12 | 2.5 |

pin contact continued

| Part Number | Termination / Pin Length | Wire | |
|-------------|--------------------------|------|--------|
| | | AWG | sq. mm |
| PS12FSN | Solder cup, premate | #12 | 2.5 |
| PS12LSN | Solder cup, postmate | #12 | 2.5 |
| PP12SSN | PCB tail, standard | #12 | 2.5 |
| PP12FSN | PCB tail, premate | #12 | 2.5 |
| PP12LSN | PCB tail, postmate | #12 | 2.5 |
| PC08SSN | Crimp, standard | #8 | 10 |
| PC08FSN | Crimp, premate | #8 | 10 |
| PS08SSN | Solder cup, standard | #8 | 10 |
| PS08FSN | Solder cup, premate | #8 | 10 |
| PP08SSN | PCB tail, standard | #8 | 10 |
| PP08FSN | PCB tail, premate | #8 | 10 |

Float Mount Screws

| Part Number | Description |
|-------------|---------------------------------------|
| FMS6-32 | Float mount shoulder screw 6-32 UNC2A |
| FMS8-32 | Float mount shoulder screw 8-32 UNC2A |
| FMSM4-07 | Float mount shoulder screw M4 x0.7 |

HEADQUARTERS: Anderson Power Products®, 13 Pratts Junction Road, Sterling, MA 01564-2305 USA T:978-422-3600 F:978-422-3700

EUROPE: Anderson Power Products® Ltd., Unit 3, Europa Court, Europa Boulevard, Westbrook, Warrington, Cheshire, WA5 7TN United Kingdom T: +44 (0) 1925 428390 F: +44 (0) 1925 428399

ASIA/ PACIFIC: IDEAL AndersonAsia Pacific Ltd., Unit 922-928 Topsail Plaza, 11 On Sum Street, Shatin N.T., Hong Kong T:+(852) 2636 0836 F:+(852) 2635 9036

CHINA: IDEAL Anderson Technologies (Shenzhen) Ltd., BlockA8 Tantou Western Industrial Park, Songgang Baoan District, Shenzhen, PR. China 518105 T: +(86) 755 2768 2118 F: +(86) 755 2768 2218

TAIWAN: IDEALAnderson Asia Pacific Ltd., Taiwan Branch, 4F.-2, No.116, Dadun 20th St., Situn District, Taichung City 407, Taiwan (R.O.C.) T: +(886) 4 2310 6451 F: +(886) 4 2310 6460

www.andersonpower.com

WIRE/TOOLING INFORMATION

Wire Strip Length

The following table represents Anderson Power Products recommended strip lengths for the wire.

| Contact Size | Wire Size | inches | mm |
|--------------|-----------|--------|------|
| #20 | #24 - #20 | 0.21 | 5.3 |
| #12 | #14 - #12 | 0.27 | 6.9 |
| #8 | #10 - # 8 | 0.50 | 12.7 |

Tooling

The following table represents the crimp tooling recommended for crimp contacts. Consult APP factory for ordering information.

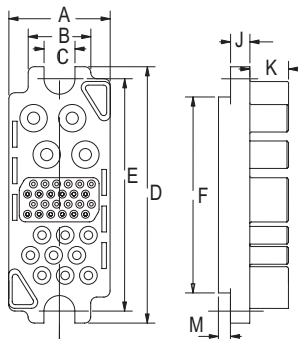
| Part Number | Mil-standard | Description | AWG | sq. mm |
|-------------|--------------|--|--------------|------------|
| PM1000G1 | N/A | Four indent hand tool | #12 / 24 | 2.5 / 0.50 |
| TM0001 | M22520/1-01 | AF8 hand tool | #12 / 24 | 2.5 / 0.50 |
| TP0001 | N/A | WA27F pneumatic tool | #12 / 24 | 2.5 / 0.50 |
| TL0003 | M22520/1-02 | Turret & locator for TM0001 & TP0001 | #12 / 24 | 2.5 / 0.50 |
| PM1001G1 | N/A | Semi automatic loose piece crimp machine | #12 / 24 | 2.5 / 0.50 |
| 1387G1 | M22520/23-01 | Pneumatic crimp tool | #8 / 10 | 6.0 |
| 1388G6 | M22520/23-02 | Indenter head | #8 / 10 | 6.0 |
| 1389G19 | M22520/23-09 | Locator | #8 / 10 | 6.0 |
| 100G2 | N/A | Insertion & removal kit | #8 / 12 / 20 | N/A |

DIMENSIONS

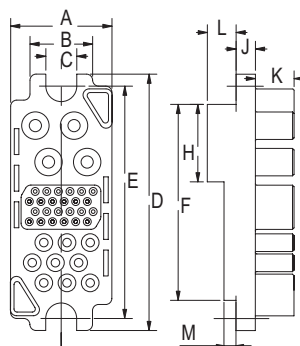
Housing Dimensions

| | -A- | -B- | -C- | -D- | -E- |
|--------|-------|-------|-------|-------|------|
| inches | 1.31 | .81 | .40 | 3.31 | 3.0 |
| mm | 33.27 | 20.45 | 10.16 | 84.07 | 76.2 |
| | -F- | -G- | -H- | -I- | -J- |
| inches | 2.53 | .49 | 1.0 | .25 | .25 |
| mm | 64.26 | 12.45 | 25.4 | 6.35 | 6.35 |
| | -K- | -L- | -M- | | |
| inches | .50 | .39 | .15 | | |
| mm | 12.7 | 9.91 | 3.81 | | |

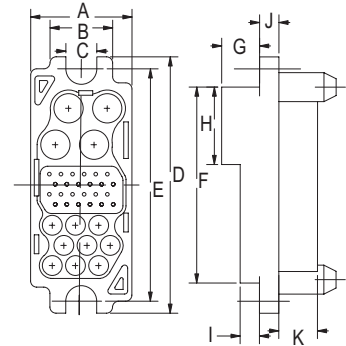
Socket Housing (PCB)



Socket Housing



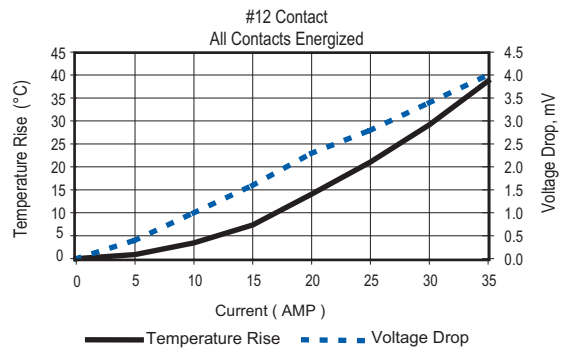
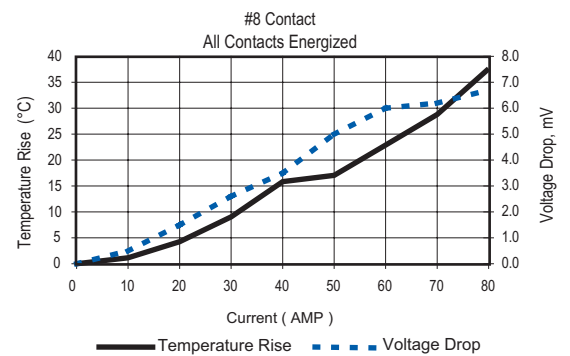
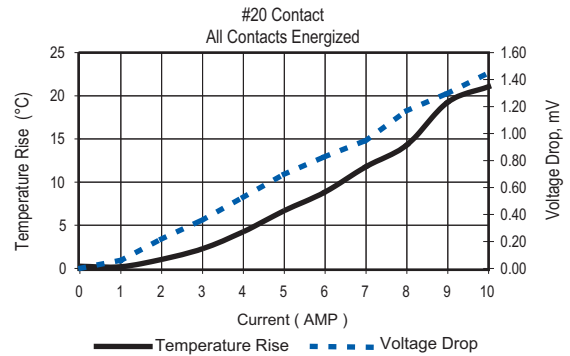
Pin Housing



All Data Subject To Change Without Notice

DS-PD75 REV11

TEMPERATURE RISE CHARTS





Компания «ЭлектроПласт» предлагает заключение долгосрочных отношений при поставках импортных электронных компонентов на взаимовыгодных условиях!

Наши преимущества:

- Оперативные поставки широкого спектра электронных компонентов отечественного и импортного производства напрямую от производителей и с крупнейших мировых складов;
- Поставка более 17-ти миллионов наименований электронных компонентов;
- Поставка сложных, дефицитных, либо снятых с производства позиций;
- Оперативные сроки поставки под заказ (от 5 рабочих дней);
- Экспресс доставка в любую точку России;
- Техническая поддержка проекта, помощь в подборе аналогов, поставка прототипов;
- Система менеджмента качества сертифицирована по Международному стандарту ISO 9001;
- Лицензия ФСБ на осуществление работ с использованием сведений, составляющих государственную тайну;
- Поставка специализированных компонентов (Xilinx, Altera, Analog Devices, Intersil, Interpoint, Microsemi, Aeroflex, Peregrine, Syfer, Eurofarad, Texas Instrument, Miteq, Cobham, E2V, MA-COM, Hittite, Mini-Circuits, General Dynamics и др.);

Помимо этого, одним из направлений компании «ЭлектроПласт» является направление «Источники питания». Мы предлагаем Вам помощь Конструкторского отдела:

- Подбор оптимального решения, техническое обоснование при выборе компонента;
- Подбор аналогов;
- Консультации по применению компонента;
- Поставка образцов и прототипов;
- Техническая поддержка проекта;
- Защита от снятия компонента с производства.



Как с нами связаться

Телефон: 8 (812) 309 58 32 (многоканальный)

Факс: 8 (812) 320-02-42

Электронная почта: org@eplast1.ru

Адрес: 198099, г. Санкт-Петербург, ул. Калинина, дом 2, корпус 4, литера А.