

Anderson Power Products new line of power drawer series connectors gives our customers more selections than ever to meet their power connector needs. These cost effective, mixed power and signal drawer connectors are manufactured using the same high quality standards that have made APP a leader in the power connector industry for years. The drawer series can be used for a wide range of drawer-type applications such as rectifiers, mainframe computers, telecommunications, and network equipment. If power and signal is required, let Anderson Power Products be "Your Best Connection."

FEATURES

- **Industry standard contacts**
Allows for cross mating with competitive product
- **Wide selection of contact termination**
Provides the designer a wide variety of packaging options
- **First-mate and last-mate capability**
Grounds and powers the system before mating of signal circuits
- **Integral guide pins**
Corrects misalignment during blind mating
- **Optional floating mount**
Reduces fatiguing stress on connectors during blindmating



PRODUCT SPECIFICATIONS

Electrical	#8	#12	#20	Materials	
Current Rating - (Amperes)	75	35	5	Insulator	PBT UL94 V-0
Voltage Rating - (AC/DC)	600	600	600	Crimp Pin or Socket Body	Copper Alloy
Voltage Drop mV	6.00	3.30	0.70	Solder Cup Pin or Socket Body	Brass
Dielectric Withstanding Voltage (AC)		2,200		PCB Pin or Socket Body	Brass
Working Temperature Range (°C)		-40° to 125°		Female Contact	BeCu
(°F)		-40° to 257°			
Mechanical	#8	#12	#20	Contact Plating	
Insertion Force Per Contact (lbf)	2.00	1.80	0.43	#8 & #12	Silver Over Nickel
(N)	8.92	8.04	1.96	#20 & #12AU	Gold Over Nickel
Extraction Force Per Contact (lbf)	1.26	1.02	0.07		
(N)	5.59	4.51	0.29		



ORDERING INFORMATION

Housings Only

Part Number	Description
075MPF	Pin housing panel float mount
075MSP	Socket housing flush PCB mount
075MSF	Socket housing panel float mount

Socket Contacts

Part Number	Termination	Wire	
		AWG	sq. mm
SC20-GN	Crimp	#20	.5
SS20-GN	Solder cup	#20	.5
SP20-GN	PCB tail	#20	.5
SC12-SN	Crimp	#12	2.5
SS12-SN	Solder cup	#12	2.5
SP12-SN	PCB tail	#12	2.5
SC08-SN	Crimp	#8	10
SS08-SN	Solder cup	#8	10
SP08-SN	PCB tail	#8	10

* Gold Plating

Pin Contact

Part Number	Termination / Pin Length	Wire	
		AWG	sq. mm
PC20SGN	Crimp, standard	#20	.5
PC20FGN	Crimp, premate	#20	.5
PC20LGN	Crimp, postmate	#20	.5
PS20SGN	Solder cup, standard	#20	.5
PS20FGN	Solder cup, premate	#20	.5
PS20LGN	Solder cup, postmate	#20	.5
PP20SGN	PCB tail, standard	#20	.5
PP20FGN	PCB tail, premate	#20	.5
PP20LGN	PCB tail, postmate	#20	.5
PC12SGH	Crimp, standard	#12 hp*	2.5
PC12FGH	Crimp, premate	#12 hp*	2.5
PC12LGH	Crimp, postmate	#12 hp*	2.5
PS12SGH	Solder cup, standard	#12 hp*	2.5
PS12FGH	Solder cup, premate	#12 hp*	2.5
PS12LGH	Solder cup, postmate	#12 hp*	2.5
PP12SGH	PCB tail, standard	#12 hp*	2.5
PP12FGH	PCB tail, premate	#12 hp*	2.5
PP12LGH	PCB tail, postmate	#12 hp*	2.5
PC12SSN	Crimp, standard	#12	2.5
PC12FSN	Crimp, premate	#12	2.5
PC12LSN	Crimp, postmate	#12	2.5
PS12SSN	Solder cup, standard	#12	2.5

pin contact continued

Part Number	Termination / Pin Length	Wire	
		AWG	sq. mm
PS12FSN	Solder cup, premate	#12	2.5
PS12LSN	Solder cup, postmate	#12	2.5
PP12SSN	PCB tail, standard	#12	2.5
PP12FSN	PCB tail, premate	#12	2.5
PP12LSN	PCB tail, postmate	#12	2.5
PC08SSN	Crimp, standard	#8	10
PC08FSN	Crimp, premate	#8	10
PS08SSN	Solder cup, standard	#8	10
PS08FSN	Solder cup, premate	#8	10
PP08SSN	PCB tail, standard	#8	10
PP08FSN	PCB tail, premate	#8	10

Float Mount Screws

Part Number	Description
FMS6-32	Float mount shoulder screw 6-32 UNC2A
FMS8-32	Float mount shoulder screw 8-32 UNC2A
FMSM4-07	Float mount shoulder screw M4 x0.7

HEADQUARTERS: Anderson Power Products®, 13 Pratts Junction Road, Sterling, MA 01564-2305 USA T:978-422-3600 F:978-422-3700

EUROPE: Anderson Power Products® Ltd., Unit 3, Europa Court, Europa Boulevard, Westbrook, Warrington, Cheshire, WA5 7TN United Kingdom T: +44 (0) 1925 428390 F: +44 (0) 1925 428399

ASIA/ PACIFIC: IDEAL AndersonAsia Pacific Ltd., Unit 922-928 Topsail Plaza, 11 On Sum Street, Shatin N.T., Hong Kong T:+(852) 2636 0836 F:+(852) 2635 9036

CHINA: IDEAL Anderson Technologies (Shenzhen) Ltd., BlockA8 Tantou Western Industrial Park, Songgang Baoan District, Shenzhen, PR. China 518105 T: +(86) 755 2768 2118 F: +(86) 755 2768 2218

TAIWAN: IDEALAnderson Asia Pacific Ltd., Taiwan Branch, 4F.-2, No.116, Dadun 20th St., Sitan District, Taichung City 407, Taiwan (R.O.C.) T: +(886) 4 2310 6451 F: +(886) 4 2310 6460

www.andersonpower.com

WIRE/TOOLING INFORMATION

Wire Strip Length

The following table represents Anderson Power Products recommended strip lengths for the wire.

Contact Size	Wire Size	inches	mm
#20	#24 - #20	0.21	5.3
#12	#14 - #12	0.27	6.9
#8	#10 - # 8	0.50	12.7

Tooling

The following table represents the crimp tooling recommended for crimp contacts. Consult APP factory for ordering information.

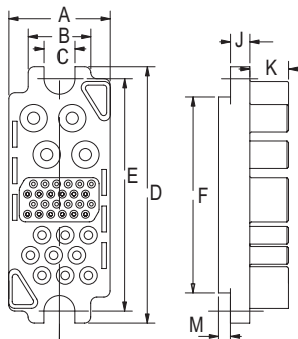
Part Number	Mil-standard	Description	AWG	sq. mm	Wire
PM1000G1	N/A	Four indent hand tool	#12 / 24	2.5 / 0.50	
TM0001	M22520/1-01	AF8 hand tool	#12 / 24	2.5 / 0.50	
TP0001	N/A	WA27F pneumatic tool	#12 / 24	2.5 / 0.50	
TL0003	M22520/1-02	Turret & locator for TM0001 & TP0001	#12 / 24	2.5 / 0.50	
PM1001G1	N/A	Semi automatic loose piece crimp machine	#12 / 24	2.5 / 0.50	
1387G1	M22520/23-01	Pneumatic crimp tool	#8 / 10	6.0	
1388G6	M22520/23-02	Indenter head	#8 / 10	6.0	
1389G19	M22520/23-09	Locator	#8 / 10	6.0	
100G2	N/A	Insertion & removal kit	#8 / 12 / 20	N/A	

DIMENSIONS

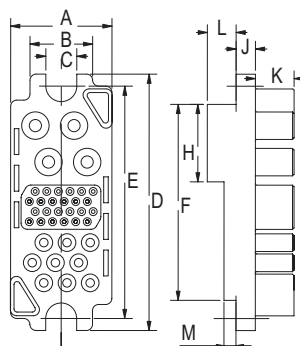
Housing Dimensions

	-A-	-B-	-C-	-D-	-E-
inches	1.31	.81	.40	3.31	3.0
mm	33.27	20.45	10.16	84.07	76.2
	-F-	-G-	-H-	-I-	-J-
inches	2.53	.49	1.0	.25	.25
mm	64.26	12.45	25.4	6.35	6.35
	-K-	-L-	-M-		
inches	.50	.39	.15		
mm	12.7	9.91	3.81		

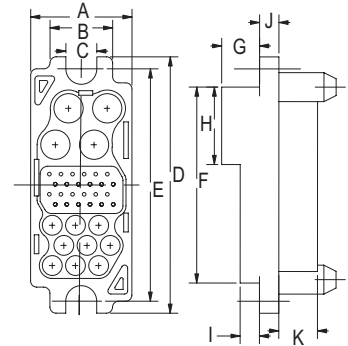
Socket Housing (PCB)



Socket Housing



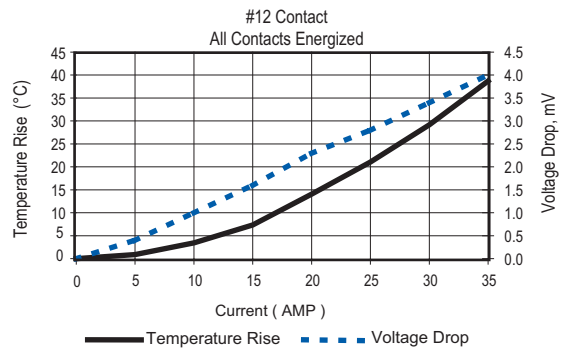
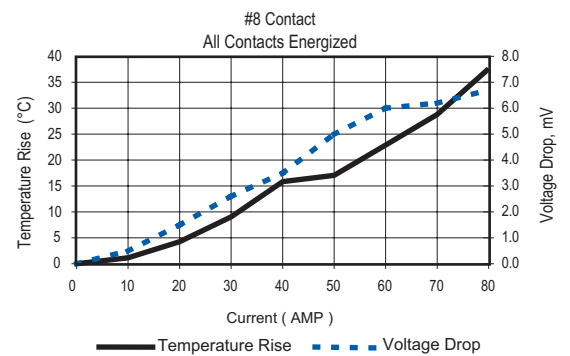
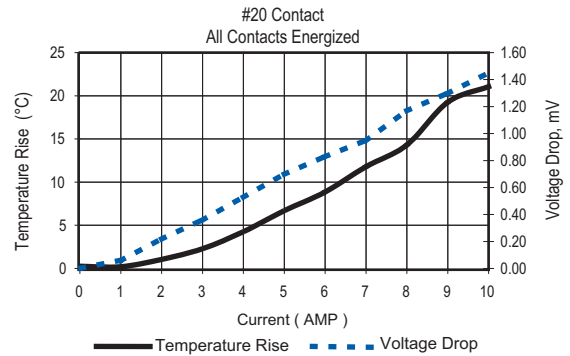
Pin Housing



All Data Subject To Change Without Notice

DS-PD75 REV11

TEMPERATURE RISE CHARTS





Компания «ЭлектроПласт» предлагает заключение долгосрочных отношений при поставках импортных электронных компонентов на взаимовыгодных условиях!

Наши преимущества:

- Оперативные поставки широкого спектра электронных компонентов отечественного и импортного производства напрямую от производителей и с крупнейших мировых складов;
- Поставка более 17-ти миллионов наименований электронных компонентов;
- Поставка сложных, дефицитных, либо снятых с производства позиций;
- Оперативные сроки поставки под заказ (от 5 рабочих дней);
- Экспресс доставка в любую точку России;
- Техническая поддержка проекта, помощь в подборе аналогов, поставка прототипов;
- Система менеджмента качества сертифицирована по Международному стандарту ISO 9001;
- Лицензия ФСБ на осуществление работ с использованием сведений, составляющих государственную тайну;
- Поставка специализированных компонентов (Xilinx, Altera, Analog Devices, Intersil, Interpoint, Microsemi, Aeroflex, Peregrine, Syfer, Eurofarad, Texas Instrument, Miteq, Cobham, E2V, MA-COM, Hittite, Mini-Circuits, General Dynamics и др.);

Помимо этого, одним из направлений компании «ЭлектроПласт» является направление «Источники питания». Мы предлагаем Вам помощь Конструкторского отдела:

- Подбор оптимального решения, техническое обоснование при выборе компонента;
- Подбор аналогов;
- Консультации по применению компонента;
- Поставка образцов и прототипов;
- Техническая поддержка проекта;
- Защита от снятия компонента с производства.



Как с нами связаться

Телефон: 8 (812) 309 58 32 (многоканальный)

Факс: 8 (812) 320-02-42

Электронная почта: org@eplast1.ru

Адрес: 198099, г. Санкт-Петербург, ул. Калинина, дом 2, корпус 4, литера А.