


3M™ MetPak™ HSHM Press-Fit Header

2 mm Type B19, 95 Signal Contacts, 5 Rows, Straight

HSHM Series



- Up to 5 Gb/s data rates
- Low crosstalk at high frequencies
- 50/100 Ω (single-ended /differential) impedance
- Modular/scalable format IEC 61076-4-101
- 63 mated lines per linear inch
- End-to-end stackable with 5 row 3M™ MetPak™ CP2, HM and HSHM sockets
- Mates with 3M™ MetPak™ HSHM sockets
- See the Regulatory Information Appendix (RIA) in the “RoHS compliance” section of www.3mconnector.com for compliance information

Date Modified: November 9, 2010

TS-2220-B
Sheet 1 of 3

Physical

Insulation Material: High Temperature Thermoplastic (LCP)

Flammability: UL 94V-0

Contact

Material: Copper Alloy

Plating: See Ordering Information

Performance

Mechanical:

Normal Force (Nominal): 0.57 N [58 g] Signal, 0.74 N [75 g] Shield

Engagement Force (Nominal): 0.32 N [33 g] Signal, 0.22 N [22 g] Shield

Separation Force (Nominal): 0.20 N [20 g] Signal, 0.20 N [20 g] Shield

Wipe (Nominal, Shortest Contact): 2.67 mm [0.105 in] Signal, 1.57 mm [0.062 in] Shield

Mate/Unmate Cycles: 250

Application: This module is not suitable for stand-alone use. (Refer to IEC-61076-4-101)

Electrical:

Data Rate: 5 Gb/s

Characteristic Impedance: 50 Ω Single-ended, 100 Ω Differential

Current Rating (Fully Loaded): 1 A @ 70°C Signal

Insulation Resistance: 10^4 M Ω @ 100 V_{DC}

Withstanding Voltage: 750 V_{rms}

Environmental

Temperature Rating: -55° C to 125° C

UL File No.: E68080

MetPak is a trademark of 3M Company.

3M™ MetPak™ HSHM Press-Fit Header

2 mm Type B19, 95 Signal Contacts, 5 Rows, Straight

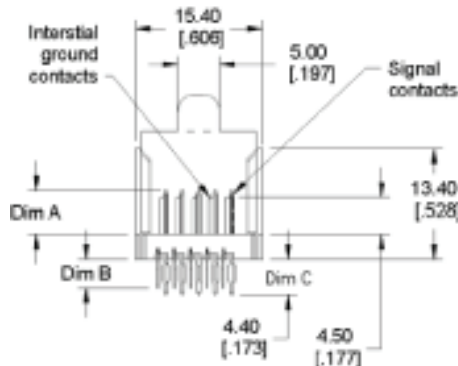
HSHM Series




mm
(Inch)

| Tolerance Unless Noted | | | |
|------------------------|----|------|-------|
| | 0 | 0.0 | 0.00 |
| mm | ±3 | ±0.3 | ±0.13 |

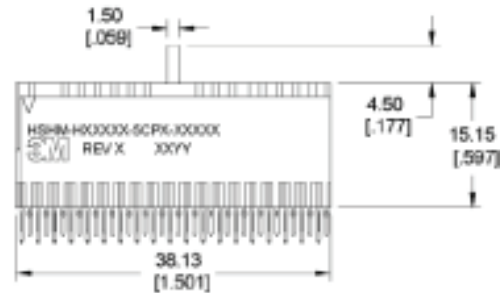
[] Dimensions for Reference Only



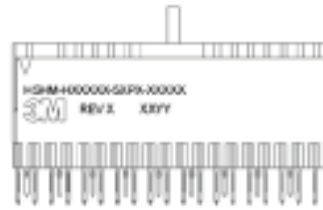
DIM A = Pin mating length
DIM B = Shield tail length
DIM C = Pin tail length



Denotes shield column (tail only) omitted for the row differential part



Coaxial, column differential and stripline configuration shown with protective caps



Row differential and stripline configuration shown with protective caps

*Caps to be removed after press-fit installation process

Standard Configuration
DIM A = 5.3 mm for rows A through E
For non-standard configurations,
contact sales representative

Ordering Information

HSHM-H095BX - 5CPX- XXXXX (rows F and Z not loaded)

High Speed Option:

4 =Coaxial, column differential and stripline
(75 Ω) applications

5 =Row differential applications

Plating μm [μ"]:

TG30 = 0.76 [30] Min. Au Contact Area
2.54 [100] Min. SnPb Terminal Area (RIA C2 & E2 apply)
1.27 [50] Min. Ni All over
Standard Option

TG30L = 0.76 [30] Min. Au Contact Area, Lubricated
2.54 [100] Min. SnPb Terminal Area (RIA C2 & E2 apply)
1.27 [50] Min. Ni All over
Typically higher make order quantities as compared to TG30.

TG50 = 1.27 [50] Min. Au Contact Area, Lubricated
2.54 [100] Min. SnPb Terminal Area (RIA C2 & E2 apply)
1.27 [50] Min. Ni All over
Non-Standard Option (Available with longer lead times and
higher make order quantities, MOQ)

Tail Length:

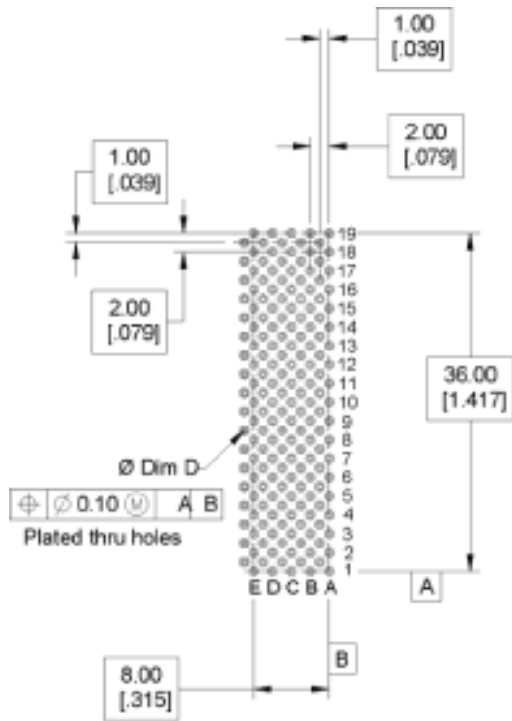
1 =4.4 mm pin and 3.5 mm shield
2 =2 mm pin and 2 mm shield

TS-2220-B
Sheet 2 of 3


3M™ MetPak™ HSHM Press-Fit Header

2 mm Type B19, 95 Signal Contacts, 5 Rows, Straight

HSHM Series



Recommended PCB hole mounting pattern for coaxial, column differential and stripline applications



Recommended PCB hole mounting pattern for row differential applications

(Same geometry as left view without the ground vias)

| Hole Plating Table mm [in.] | | | |
|-------------------------------|-------------------------------|-------------------------------|-------------------------------|
| Finished Hole Dia. "D" | Cu. Thickness | SnPb Thickness | Drilled Hole Dia. |
| 0.457 - 0.559 [.0180 - .0220] | 0.025 - 0.045 [.0010 - .0018] | 0.008 - 0.018 [.0003 - .0007] | 0.584 - 0.625 [.0230 - .0246] |

TS-2220-B
Sheet 3 of 3

Important Notice

All statements, technical information, and recommendations related to 3M's products are based on information believed to be reliable, but the accuracy or completeness is not guaranteed. Before using this product, you must evaluate it and determine if it is suitable for your intended application. You assume all risks and liability associated with such use. Any statements related to the product which are not contained in 3M's current publications, or any contrary statements contained on your purchase order shall have no force or effect unless expressly agreed upon, in writing, by an authorized officer of 3M.

Warranty; Limited Remedy; Limited Liability.

This product will be free from defects in material and manufacture for a period of one (1) year from the time of purchase. **3M MAKES NO OTHER WARRANTIES INCLUDING, BUT NOT LIMITED TO, ANY IMPLIED WARRANTY OF MERCHANTABILITY OR FITNESS FOR A PARTICULAR PURPOSE.** If this product is defective within the warranty period stated above, your exclusive remedy shall be, at 3M's option, to replace or repair the 3M product or refund the purchase price of the 3M product. **Except where prohibited by law, 3M will not be liable for any indirect, special, incidental or consequential loss or damage arising from this 3M product, regardless of the legal theory asserted.**

**3M Electronics Solutions Division**

6801 River Place Blvd.
Austin, TX 78726-9000
U.S.A.
1-800-225-5373
www.3Mconnector.com

Please recycle. Printed in USA.
© 3M 2010. All rights reserved.
RIA-2217B-E

3M is a trademark of 3M Company.



Компания «ЭлектроПласт» предлагает заключение долгосрочных отношений при поставках импортных электронных компонентов на взаимовыгодных условиях!

Наши преимущества:

- Оперативные поставки широкого спектра электронных компонентов отечественного и импортного производства напрямую от производителей и с крупнейших мировых складов;
- Поставка более 17-ти миллионов наименований электронных компонентов;
- Поставка сложных, дефицитных, либо снятых с производства позиций;
- Оперативные сроки поставки под заказ (от 5 рабочих дней);
- Экспресс доставка в любую точку России;
- Техническая поддержка проекта, помощь в подборе аналогов, поставка прототипов;
- Система менеджмента качества сертифицирована по Международному стандарту ISO 9001;
- Лицензия ФСБ на осуществление работ с использованием сведений, составляющих государственную тайну;
- Поставка специализированных компонентов (Xilinx, Altera, Analog Devices, Intersil, Interpoint, Microsemi, Aeroflex, Peregrine, Syfer, Eurofarad, Texas Instrument, Miteq, Cobham, E2V, MA-COM, Hittite, Mini-Circuits, General Dynamics и др.);

Помимо этого, одним из направлений компании «ЭлектроПласт» является направление «Источники питания». Мы предлагаем Вам помощь Конструкторского отдела:

- Подбор оптимального решения, техническое обоснование при выборе компонента;
- Подбор аналогов;
- Консультации по применению компонента;
- Поставка образцов и прототипов;
- Техническая поддержка проекта;
- Защита от снятия компонента с производства.



Как с нами связаться

Телефон: 8 (812) 309 58 32 (многоканальный)

Факс: 8 (812) 320-02-42

Электронная почта: org@eplast1.ru

Адрес: 198099, г. Санкт-Петербург, ул. Калинина, дом 2, корпус 4, литера А.