


3662

4.5" x 6.5"

Circuit Pattern: Contacts Only
Contacts: 22/44 @ .156 Ctrs, Ni/Gold
Width/Thick: 6.50"/.062"
Height: 4.50"
16-Pin DIP Capacity: 50
Material: CEM-1.
Wire-Wrap Terminals: T44, T46, T49, T68
Wire-Wrap Socket Pins: R32
Solder Connector: R644
Extender: 3690
Rec. Card Cage: Series 13
Wire-Wrap Connector: R644-3
Hole Diameter: .042"

- Unrestricted component placement over entire board surface
- Layout paper and instructions included
- Row and column legend provided




3662A6

4.5" x 6.5"

Circuit Pattern: Ground Plane
Contacts: 22/44 @ .156" Ctrs, Ni/Gold
Width/Thick: 6.50"/.062"
Height: 4.50"
16-Pin DIP Capacity: 90
Material: CEM-1 .
Wire-Wrap Terminals: T44, T46, T49, T68
Wire-Wrap Socket Pins: R32
Solder Connector: R644
Extender: 3690
Rec. Card Cage: Series 13
Wire-Wrap Connector: R644-3
Hole Diameter: .042"

- 0.085" diameter clearance area around holes
- Ground plane on component side; wiring side has contacts only
- To commit wire-wrap pins to ground planes, use Vector T124 solder washers, available separately
- Plane surface is solder-coated for user convenience
- Layout paper and instructions included
- Row and column legend provided




3662-9

4.5" x 6.5"

Circuit Pattern: Pad-Per-Hole
Contacts: 22/44 @ .156" Ctrs, Ni/Gold
Width/Thick: 6.50"/.062"
Height: 4.50"
16-Pin DIP Capacity: 48
Material: FR4 Epoxy Glass
Wire-Wrap Terminals: T44, T46, T49, T68
Wire-Wrap Socket Pins: R32
Solder Connector: R644
Extender: 3690
Rec. Card Cage: Series 13
Wire-Wrap Connector: R644-3
Hole Diameter: .042"

- 0.080" diameter, isolated solder pad around holes, both sides
- Pad and bus surfaces solder-coated for quick, convenient soldering
- Row and column legends provided
- Layout paper and instructions included



3682-2

4.5" x 6.5"

Circuit Pattern: Interleaved Buses
Contacts: 22/44 @ .156" Ctrs, Ni/Gold
Width/Thick: 6.50"/.062"
Height: 4.50"
16-Pin DIP Capacity: 24
Material: CEM-1
Wire-Wrap Terminals: T44, T46, T49, T68
Wire-Wrap Socket Pins: R32
Solder Connector: R644
Extender: 3690
Rec. Card Cage: Series 13
Wire-Wrap Connector: R644-3
Hole Diameter: .042"


- Bus pattern on wiring side, solder-coated for user convenience
- Bus outline traced on component side to facilitate component placement
- Mounts DIPs with 0.3", 0.4" and 0.9" lead spacing
- Unclad test point area at top of board
- Layout paper and instructions included
- Row and column legends provided

Note: Same as 3682-4 but without Ground Plane

Products


3682-4 4.5" x 6.5"

- | | | |
|-------------------------------|----------------------------------|---|
| Circuit Pattern: | Interleaved Bus/
Ground Plane | <ul style="list-style-type: none"> • Power bus in rows across component side; overall ground plane on wiring side • 0.085" etched clearance area around each hole on ground plane side • Bus and plane surfaces solder coated for user convenience • To commit wire-wrap pins to ground planes, use Vector T124 solder washers, available separately • Layout paper and instructions included • Row and column legends provided |
| Contacts: | 22/44 @ .156" Ctrs,
Ni/Gold | |
| Width/Thick: | 6.50"/.062" | |
| Height: | 4.50" | |
| 16-Pin DIP Capacity: | 24 | |
| Material: | CEM-1 | |
| Wire-Wrap Terminals: | T44, T46, T49, T68 | |
| Wire-Wrap Socket Pins: | R32 | |
| Solder Connector: | R644 | |
| Extender: | 3690 | |
| Rec. Card Cage: | Series 13 | |
| Wire-Wrap Connector: | R644-3 | |
| Hole Diameter: | .042" | |




3677-2 4.5" x 6.5"

- | | | |
|-------------------------------|--------------------------------|---|
| Circuit Pattern: | 3-Hole Solder Pad | <ul style="list-style-type: none"> • 3-hole solder pads (0.28" x 0.080") for interconnecting multiple component leads • Voltage/ground buses interleaved between pad areas on wiring side • Row and column legends provided • Test point area, with solder pads around holes, provided along back edge of board • Layout paper and instructions included |
| Contacts: | 22/44 @ .156" Ctrs.
Ni/Gold | |
| Width/Thick: | 6.50"/.062" | |
| Height: | 4.50" | |
| 16-Pin DIP Capacity: | 12 | |
| Material: | CEM-1 | |
| Wire-Wrap Terminals: | T44, T46, T49, T68 | |
| Wire-Wrap Socket Pins: | R32 | |
| Solder Connector: | R644 | |
| Extender: | 3690 | |
| Rec. Card Cage: | Series 13 | |
| Wire-Wrap Connector: | R644-3 | |
| Hole Diameter: | .042" | |




4112-4 4.5" x 6.5"


- | | | |
|-------------------------------|--------------------------------|--|
| Circuit Pattern: | 3-Hole Solder Pad | <ul style="list-style-type: none"> • Continuous ground plane on component side with 0.085" clearance pad around each hole • 3-hole solder pads (0.28 x 0.080") for interconnecting multiple component leads • Row and column legends provided • Layout paper and instructions included |
| Contacts: | 22/44 @ .156" Ctrs,
Ni/Gold | |
| Width/Thick: | 6.50"/.062" | |
| Height: | 4.50" | |
| 16-Pin DIP Capacity: | 25 | |
| Material: | CEM-1 | |
| Wire-Wrap Terminals: | T44, T46, T49, T68 | |
| Wire-Wrap Socket Pins: | R32 | |
| Solder Connector: | R644 | |
| Extender: | 3690 | |
| Rec. Card Cage: | Series 13 | |
| Wire-Wrap Connector: | R644-3 | |
| Hole Diameter: | .042" | |



3662-2 4.5" x 9.6"

- | | | |
|-------------------------------|--------------------------------|---|
| Circuit Pattern: | Contacts Only | <ul style="list-style-type: none"> • Unrestricted component placement over entire board surface • Row and column legends provided • Layout paper and instructions included |
| Contacts: | 22/44 @ .156" Ctrs,
Ni/Gold | |
| Width/Thick: | 9.60"/.062" | |
| Height: | 4.50" | |
| 16-Pin DIP Capacity: | 90 | |
| Material: | CEM-1 | |
| Wire-Wrap Terminals: | T44, T46, T49, T68 | |
| Wire-Wrap Socket Pins: | R32 | |
| Solder Connector: | R644 | |
| Extender: | 3690-6 | |
| Rec. Card Cage: | Series 14 | |
| Wire-Wrap Connector: | R644-3 | |
| Hole Diameter: | .042" | |



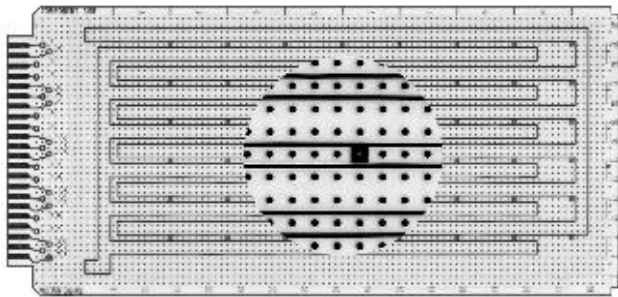


3677

Circuit Pattern: 3-Hole Solder Pad
Contacts: 22/44 @ .156" Ctrs., Ni/Gold
Width/Thick: 9.60"/.062"
Height: 4.50"
16-Pin DIP Capacity: 21
Material: CEM-1
Wire-Wrap Terminals: T44, T46, T49, T68
Wire-Wrap Socket Pins: R32
Solder Connector: R644
Extender: 3690
Rec. Card Cage: Series 14
Wire-Wrap Connector: R644-3
Hole Diameter: .042"

4.5" x 9.6"

- 3-hole solder pads (0.28" x 0.080") for interconnecting multiple component leads
- Row and column legends provided
- Layout paper and instructions included




3682

Circuit Pattern: Interleaved Buses
Contacts: 22/44 @ .156 Ctrs., Ni/Gold
Width/Thick: 9.60"/.062"
Height: 4.50"
16-Pin DIP Capacity: 48
Material: CEM-1
Wire-Wrap Terminals: T44, T46, T49, T68
Wire-Wrap Socket Pins: R32
Solder Connector: R644
Extender: 3690-6
Rec. Card Cage: Series 13
Wire-Wrap Connector: R644-3
Hole Diameter: .042"

4.5" x 9.6"

- Etched bus pattern on wiring side, solder-coated for user convenience
- Bus outlines traced on component side
- Mounts DIPs with 0.3", 0.4" and 0.9" lead spacings
- Layout paper and instructions included
- Row and column legends provided



4112

Circuit Pattern: 3-Hole Solder Pad
Contacts: 22/44 @ .156" Ctrs., Ni/Gold
Width/Thick: 9.60"/.062"
Height: 4.50"
16-Pin DIP Capacity: 40
Material: FR4 Epoxy Glass
Wire-Wrap Terminals: T44, T46, T49, T68
Wire-Wrap Socket Pins: R32
Solder Connector: R644
Extender: 3690-6
Rec. Card Cage: Series 13
Wire-Wrap Connector: R644-3
Hole Diameter: .042"

4.5" x 9.6"

- Zig-zag bus pattern on wiring side provides access to voltage or ground at alternating hole positions
- 3-hole solder pads (0.28" x 0.080") for interconnecting multiple component leads
- Continuous ground plane on component side with 0.085" etched clearance area around each hole
- Layout paper and instructions included
- Row and column legends provided



Компания «ЭлектроПласт» предлагает заключение долгосрочных отношений при поставках импортных электронных компонентов на взаимовыгодных условиях!

Наши преимущества:

- Оперативные поставки широкого спектра электронных компонентов отечественного и импортного производства напрямую от производителей и с крупнейших мировых складов;
- Поставка более 17-ти миллионов наименований электронных компонентов;
- Поставка сложных, дефицитных, либо снятых с производства позиций;
- Оперативные сроки поставки под заказ (от 5 рабочих дней);
- Экспресс доставка в любую точку России;
- Техническая поддержка проекта, помощь в подборе аналогов, поставка прототипов;
- Система менеджмента качества сертифицирована по Международному стандарту ISO 9001;
- Лицензия ФСБ на осуществление работ с использованием сведений, составляющих государственную тайну;
- Поставка специализированных компонентов (Xilinx, Altera, Analog Devices, Intersil, Interpoint, Microsemi, Aeroflex, Peregrine, Syfer, Eurofarad, Texas Instrument, Miteq, Cobham, E2V, MA-COM, Hittite, Mini-Circuits, General Dynamics и др.);

Помимо этого, одним из направлений компании «ЭлектроПласт» является направление «Источники питания». Мы предлагаем Вам помощь Конструкторского отдела:

- Подбор оптимального решения, техническое обоснование при выборе компонента;
- Подбор аналогов;
- Консультации по применению компонента;
- Поставка образцов и прототипов;
- Техническая поддержка проекта;
- Защита от снятия компонента с производства.



Как с нами связаться

Телефон: 8 (812) 309 58 32 (многоканальный)

Факс: 8 (812) 320-02-42

Электронная почта: org@eplast1.ru

Адрес: 198099, г. Санкт-Петербург, ул. Калинина, дом 2, корпус 4, литера А.