

Standard Series Buccaneer

Tried and tested, the Standard Buccaneer is one of our most popular waterproof connectors in the industry today. IP68 and IP69K rated, these environmentally sealed power connectors have been designed into a wide range of markets such as Industrial, Automotive and Marine, setting the gold standard for dust and waterproof circular connectors.




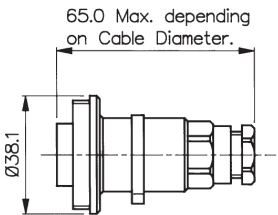
- Flex Cable Connectors
- Water and dustproof to IP68 when mated with compatible connector
- 2, 3, 4, 6, 7, 9, 12, 25 Pole with leading Earth contact on 3 Pole Socket versions
- Screw, Crimp, Crimp/Solder Terminations depending on part code and number of Poles
- PX0734 Sealing Cap available separately to maintain IP rating of unmated connectors
- Mate with PX07 Series In-Line Flange and Panel Mount Connectors
- Plug or Socket
- Screw contacts supplied fitted, Crimp contacts supplied loose (Crimp/Solder contacts and fitting tools available separately)
- Choice of cable acceptance 3.5mm-9mm diameter depending on part code (see data for details)
- Cable Support accessory 12237 available separately to provide extra support for smaller cables (5mm-9mm diameter)
- Colour choices and colour codes: Blue (BL), Green (GN), Grey (GY), Light Grey (LG), Red (RD), White (WH), Yellow (YL), Black (standard colour, no suffix code)

Standard Series Buccaneer



| | | |
|--|--|---|
| <p>Flex Cable Connector</p>  <p style="text-align: right; color: blue;">PX0731</p> | <ul style="list-style-type: none"> ⬡ Mates with In-Line Flex or Panel Mounting Versions ⬡ Screw Locking Ring ⬡ Leading Earth on 3 Pole Connectors ⬡ Standard Cable Acceptance (2 to 9 pole) 6-8mm, 3.5-9mm with Alternative Glands |  |
|--|--|---|

| Pin Contacts | Socket Contacts | Pole Count | Termination | Contacts |
|--------------|-----------------|------------|----------------|------------------|
| PX0736/P | PX0736/S | 02 | Screw | Supplied Fitted |
| PX0731/P | PX0731/S | 03 | Screw | Supplied Fitted |
| PX0776/P | PX0776/S | 03 | Crimp | Supplied Loose |
| PX0748/P | PX0748/S | 04 | Screw | Supplied Fitted |
| PX0739/P | PX0739/S | 06 | Screw | Supplied Fitted |
| PX0745/P | PX0745/S | 07 | Screw | Supplied Fitted |
| PX0728/P | PX0728/S | 09 | Crimp | Supplied Loose |
| PX0794/P | PX0794/S | 12 | Crimp / Solder | Order Separately |
| PX0820/P | PX0820/S | 25 | Crimp / Solder | Order Separately |

| | | |
|---|--|---|
| <p>Inline Flex Cable Connector</p>  <p style="text-align: right; color: blue;">PX0732</p> | <ul style="list-style-type: none"> ⬡ Mates with Flex or Panel Mounting Versions ⬡ Screw Locking Ring ⬡ Leading Earth on 3 Pole Connectors ⬡ Standard Cable Acceptance (2 to 9 Pole) 6-8mm, 3.5-9mm with Alternative Glands |  |
|---|--|---|

| Pin Contacts | Socket Contacts | Pole Count | Termination | Contacts |
|--------------|-----------------|------------|----------------|------------------|
| PX0737/P | PX0737/S | 02 | Screw | Supplied Fitted |
| PX0732/P | PX0732/S | 03 | Screw | Supplied Fitted |
| PX0778/P | PX0778/S | 03 | Crimp | Supplied Loose |
| PX0749/P | PX0749/S | 04 | Screw | Supplied Fitted |
| PX0740/P | PX0740/S | 06 | Screw | Supplied Fitted |
| PX0746/P | PX0746/S | 07 | Screw | Supplied Fitted |
| PX0729/P | PX0729/S | 09 | Crimp | Supplied Loose |
| PX0795/P | PX0795/S | 12 | Crimp / Solder | Order Separately |
| PX0821/P | PX0821/S | 25 | Crimp / Solder | Order Separately |

Standard Series Buccaneer



| | | |
|---|--|---|
| <p>Pre Wired Flex Cable Connector</p>  <p>PX0700</p> | <ul style="list-style-type: none"> ○ Overmoulded Cable Assemblies ○ Up to 14mm Dia Cable with PVC or PU Jackets ○ PX0700 Flex Cable Connector ○ Mates with In-Line Flex Connector & all Panel Connectors |  |
|---|--|---|

| | | |
|--|--|---|
| <p>Front Panel Mounting Connector</p>  <p>PX0730/P</p> | <ul style="list-style-type: none"> ○ Mates with Flex Cable Connector ○ Front Panel Mounting ○ Single Hole Fixing ○ Pin or Socket Versions ○ Poles 2, 3, 4, 6, 7, 9, 12 & 25 |  |
|--|--|---|

| Pin Contacts | Socket Contacts | Pole Count | Termination | Contacts |
|--------------|-----------------|------------|----------------|------------------|
| PX0735/P | PX0735/S | 02 | Screw | Supplied Fitted |
| PX0730/P | PX0730/S | 03 | Screw | Supplied Fitted |
| PX0779/P | PX0779/S | 03 | Crimp | Supplied Loose |
| PX0747/P | PX0747/S | 04 | Screw | Supplied Fitted |
| PX0738/P | PX0738/S | 06 | Screw | Supplied Fitted |
| PX0744/P | PX0744/S | 07 | Screw | Supplied Fitted |
| PX0727/P | PX0727/S | 09 | Crimp | Supplied Loose |
| PX0796/P | PX0796/S | 12 | Crimp / Solder | Order Separately |
| PX0822/P | PX0822/S | 25 | Crimp / Solder | Order Separately |

| | | |
|--|--|---|
| <p>Rear Panel Mounting Connector</p>  <p>PX0709/x/xx</p> | <ul style="list-style-type: none"> ○ Mates with Flex Cable Connector ○ Front Panel Mounting ○ Single Hole Fixing ○ Pin or Socket Versions ○ Poles 2, 3, 4, 6, 7, 9, 12 & 25 |  |
|--|--|---|

| Pin Contacts | Socket Contacts | Pole Count | Termination | Contacts |
|--------------|-----------------|------------|----------------|------------------|
| PX0709/P/02 | PX0709/S/02 | 02 | Screw | Supplied Fitted |
| PX0709/P/03 | PX0709/S/03 | 03 | Screw | Supplied Fitted |
| PX0708/P/03 | PX0708/S/03 | 03 | Crimp | Supplied Loose |
| PX0709/P/04 | PX0709/S/04 | 04 | Screw | Supplied Fitted |
| PX0709/P/06 | PX0709/S/06 | 06 | Screw | Supplied Fitted |
| PX0709/P/07 | PX0709/S/07 | 07 | Screw | Supplied Fitted |
| PX0708/P/09 | PX0708/S/09 | 09 | Crimp | Supplied Loose |
| PX0708/P/12 | PX0708/S/12 | 12 | Crimp / Solder | Order Separately |
| PX0708/P/25 | PX0708/S/25 | 25 | Crimp / Solder | Order Separately |

Standard Series Buccaneer



| | | |
|---|--|---|
| <p>PCB Mounting Connector</p>  <p>PX0707/P/12</p> | <ul style="list-style-type: none"> ⬡ Mates with Flex Cable Connector ⬡ Rear Panel Mounting ⬡ No. Poles: 3, 4, 6, 9, 12 or 25 ⬡ Pin or Socket Versions ⬡ Pre-loaded Gold Plated Contacts |  |
|---|--|---|

| Pin Contacts | Socket Contacts | Pole Count | Termination | Contacts |
|--------------|-----------------|------------|-------------|-----------------|
| PX0707/P/03 | PX0707/S/03 | 03 | PCB | Supplied Fitted |
| PX0707/P/04 | PX0707/S/04 | 04 | PCB | Supplied Fitted |
| PX0707/P/06 | PX0707/S/06 | 06 | PCB | Supplied Fitted |
| PX0707/P/09 | PX0707/S/09 | 09 | PCB | Supplied Fitted |
| PX0707/P/12 | PX0707/S/12 | 12 | PCB | Supplied Fitted |
| PX0707/P/25 | PX0707/S/25 | 25 | PCB | Supplied Fitted |

| | | |
|---|--|--|
| <p>Bulkhead Flange Mounting Connector</p>  <p>PX0756/S</p> | <ul style="list-style-type: none"> ⬡ Mates with Flex Cable Connector ⬡ Rear Panel Mounting ⬡ No. Poles: 3, 4, 6, 9, 12 or 25 ⬡ Pin or Socket Versions ⬡ Pre-loaded Gold Plated Contacts |  |
|---|--|--|

| Pin Contacts | Socket Contacts | Pole Count | Termination | Contacts |
|--------------|-----------------|------------|--------------|------------------|
| PX0757/P | PX0757/S | 02 | Screw | Supplied Fitted |
| PX0756/P | PX0756/S | 03 | Screw | Supplied Fitted |
| PX0787/P | PX0787/S | 03 | Crimp | Supplied Loose |
| PX0761/P | PX0761/S | 04 | Screw | Supplied Fitted |
| PX0758/P | PX0758/S | 06 | Screw | Supplied Fitted |
| PX0760/P | PX0760/S | 07 | Screw | Supplied Fitted |
| PX0762/P | PX0762/S | 09 | Crimp | Supplied Loose |
| PX0798/P | PX0798/S | 12 | Crimp/Solder | Order Separately |
| PX0823/P | PX0823/S | 25 | Crimp/Solder | Order Separately |

Standard Series Buccaneer



Low Profile Flange Mounting Connector



PX0765/S

- ⬡ Screw Flange Fixing
- ⬡ Pin or Socket Versions
- ⬡ Poles 2, 3, 4, 6, 7, 9, 12 & 25
- ⬡ Mates with Flex Cable Connector
- ⬡ Supplied with Sealing Gasket & Screw Sealing Grommets



| Pin Contacts | Socket Contacts | Pole Count | Termination | Contacts |
|--------------|-----------------|------------|--------------|------------------|
| PX0764/P | PX0764/S | 02 | Screw | Supplied Fitted |
| PX0765/P | PX0765/S | 03 | Screw | Supplied Fitted |
| PX0781/P | PX0781/S | 03 | Crimp | Supplied Loose |
| PX0766/P | PX0766/S | 04 | Screw | Supplied Fitted |
| PX0767/P | PX0767/S | 06 | Screw | Supplied Fitted |
| PX0768/P | PX0768/S | 07 | Screw | Supplied Fitted |
| PX0769/P | PX0769/S | 09 | Crimp | Supplied Loose |
| PX0797/P | PX0797/S | 12 | Crimp/Solder | Order Separately |
| PX0824/P | PX0824/S | 25 | Crimp/Solder | Order Separately |

Standard Series Buccaneer

| | | |
|--|--|--|
| <p>Sealing Cap and Assembling Tool</p>  <p>PX0734 PX0733</p> | <ul style="list-style-type: none"> ○ Maintains IP68 Rating of Unmated Panel, Bulkhead & Flange Mount Connectors ○ PX0734 for Flex Cable Connector ○ PX0733 for In-line Flex Front ○ PX0711 for PCB & Rear Panel Mount Connectors |  |
| <p>Rear of Panel Back Shell</p>  <p>PX0799</p> | <ul style="list-style-type: none"> ○ Environmental Seal for Panel Rear ○ Standard Cable Acceptance 6-8mm, 3.5 to 9mm with Alternative Glands ○ For Front Panel Mounting Connectors ○ Replaces Mounting Nut in Panel Connector |  |
| <p>PVC Insulation Boot</p>  <p>PNo. 12855</p> | <ul style="list-style-type: none"> ○ Shock Protection for Rear of Connector ○ Flammability Rating UL94V-0 ○ Fits Front Panel Mount Versions Only | <p>12855 for panel mounting types only.</p>  |
| <p>Cable Support Accessory</p>  <p>PNo. 12237</p> | <ul style="list-style-type: none"> ○ Gives Extra Support to the Cable ○ Suitable for 5-7mm and 7-9mm Cable Diameters | <p>12237 provides additional cable support. Suitable for 5-7mm and 7-9mm cables.</p>  |

Standard Series Buccaneer

| | | |
|---|--|---|
| <p>Spring Loaded Sealing Cap</p>  <p>PX0713</p> | <ul style="list-style-type: none"> ⊕ IP54 rated ⊕ Spring loaded ⊕ Clip shut to seal ⊕ For use with front of panel mounting connector types |  |
|---|--|---|

| | |
|--|---|
| <p>Coloured Contact Inserts</p>  <p>PX0941</p> | <ul style="list-style-type: none"> ⊕ With or Without Matching Gland Nut ⊕ Positive Visual Identification ⊕ Available In: Black, Blue, Green, Grey, Light Grey, Red, White & Yellow |
|--|---|

| Part No. | Suffix Colour | Insert / Gland Nut Combinations |
|----------|---------------|--|
| Blank | Black | 1 = Insert and Gland Nut Coloured |
| BL | Blue | 2 = Insert Only Coloured |
| GN | Green | |
| GY | Grey | Example: |
| LG | Light Grey | PX0731/P/YL1 = Yellow Insert and Gland Nut |
| RD | Red | |
| WH | White | |
| YL | Yellow | |

Standard Series Buccaneer

Contacts for 12 & 25 Pole Inserts



12 & 25 Way Contacts

- Crimp or Solder Pins & Sockets
- Gold Plated
- Current Ratings:
12 Way: 5A, 50V
25 Way: 1A, 50V

| Part No. | | Description |
|---------------|----------------|---|
| Crimp: | Solder: | Contacts (25 Pole) / Supplied In Packs of 10: |
| SA3180 | SA3180/1 | Pins |
| SA3179 | SA 3179/1 | Sockets |
| | | Contacts (12 Pole) / (Supplied In Packs of 10: |
| SA3348 | SA3348/1 | Pins |
| SA3347 | SA3347/1 | Sockets |

Assembly Tools



14025
13027

- Crimp Tools for 3, 9, 12 & 25 Pole Crimp Contacts
- Insertion / Extraction Tool for 25 Pole Contacts



| Part No. | Description |
|------------|---------------------------------------|
| 14232 | Crimp Tool (3 pole) |
| 13826 | Crimp Tool (9 pole) |
| 14025 | Crimp Tool (12 pole) |
| 14025/1AMP | Crimp Tool (25 pole) |
| 14232/1 | Positioner (3 pole) |
| 14025/5AMP | Positioner (12 pole) |
| 13027/3 | Insertion / Extraction Tool (3 Pole) |
| 13027/1 | Insertion / Extraction Tool (12 Pole) |
| 13027 | Insertion / Extraction Tool (25 Pole) |

Standard Series Buccaneer

Cable Glands



SA3253

- ⬡ Pack of Alternative Cable Glands to Suit Cables from 3.5 to 9mm Dia.

Cable Acceptance - Alternatives

| Gland Diameter: | Gland Part: | Gland Colour: | Additional Suffix: |
|-----------------|-------------|---|------------------------|
| 6-8mm | 12023 | Black | Standard for 2-12 Pole |
| 3.5-5mm | SA3426 | Grey | Suffix /04† |
| 5-7mm | 12023/1 | White | Suffix /05 |
| 7-9mm | 12023/2 | Yellow | Suffix /07* |
| Gland Pack | SA3253 | Pack of 3 Glands to Suit Cables 3.5-5mm, 5-7mm & 7-9mm dia† | |

Note:

7-9mm Gland Standard for 25 Way, No Suffix Required.

† Includes Additional Black Gland Cage for 3.5-5mm Dia. Cable Range.

To Order Connector with Alternative Cable Gland add Suffix to Part No. e.g. PX0731/P/07 = PX0731 3 Pin Connector with Cable Gland to Suit 7-9mm Dia. Cable.

Cable Acceptance - Standard As Supplied

| No. Contacts: | Cable Diameter or Type: |
|---------------|-------------------------|
| 2-12 Pole | 6-8mm |
| 25 Pole | 7-9mm |

Standard Series Buccaneer



Technical Overview Data

Electrical:

| | | | | | | |
|--------------------------------|------------------|------|------|------|-----|-----|
| No. Poles: | 2, 3 | 4 | 6, 7 | 9 | 12 | 25 |
| Current Rating: | | | | | | |
| VDE: | 12A | 10A | 5A | 5A | 5A | 1A |
| UL, CSA: | 10A | 6A | 3A | 5A | 5A | 1A |
| Voltage Rating (ac/dc): | 277V | 277V | 277V | 150V | 50V | 50V |
| Contact Resistance: | <10mΩ (2-9 Pole) | | | | | |
| | <5mΩ (12 Pole) | | | | | |
| | <5mΩ (25 Pole) | | | | | |

| | |
|-------------------------------|---|
| Insulation Resistance: | >10 ⁴ MΩ @ 500V d.c. (2-9 Pole) |
| AC Breakdown voltage: | 4kV Pole - Pole (2-9 Pole) |
| | 6kV Poles - Panel (Low Profile Flange and Panel Types – 2-9 Pole) |
| | 7.5kV Poles - Panel (Other Types – 2-9 Pole) |

| | |
|-------------------------------|----------------|
| Operating Temp. Range: | -20°C to +70°C |
|-------------------------------|----------------|

Approvals

| | |
|------------|--------------------|
| UL | E93288 and E337507 |
| CSA | LR80968-30 |
| VDE | 40023148 |

Overmoulded Cable Assemblies Approvals to Customer Requirements.

Materials:

| | |
|-----------------------------|-------------------------------|
| Body Mouldings: | Glass Filled Polyamide UL94HB |
| Inserts (2-25 pole): | Polyamide UL94V-0 |
| PX0707: | Polyamide UL94V-0 |
| PX0708: | Polyamide UL94V-0 |
| PX0709: | Polyamide UL94V-0 |

Overmoulded Types

| | |
|-----------------------------|--------------|
| Body Mouldings: | Polyurethane |
| Flammability Rating: | UL94V-HB |

Contacts

| | |
|-------------------------------------|---|
| Screw Terminal: | Brass, Nickel Plated |
| Crimp (9 pole): | Copper Alloy, Tin Plated |
| Crimp / Solder (12+25 Pole): | Copper Alloy, Gold Plated (0.1µm on Nickel) |

| | |
|----------------------|----------------------|
| BNC Inserts: | Brass, Nickel Plated |
| BNC Contacts: | Brass, Silver Plated |

| | |
|-------------|-----------|
| RoHS | Compliant |
|-------------|-----------|

Mechanical:

| | |
|-----------------|--|
| Sealing: | IP69K, Tested in Accordance with DIN 40050/Part 9 IP6k9k |
|-----------------|--|

IP68, EN 60529:1992+A2:2013 Tested @ 1.054kg/sq.cm. (15lb/sq.in.) 10m Depth for 2 Weeks.

EN 60529:1992 +A2:2013 Tested @ 9.84kg/sq.cm. (140lb/sq.in.) 100m Septh for 12 Hours.

| | |
|-------------------|---|
| Salt Mist: | EN60068-2-52 Test Kb Salt Mist (Cyclic) Marine Severity Level 1 |
|-------------------|---|

Cable Acceptance

| | |
|--|-------------|
| 2-12 Pole - Standard Gland: | 6-8mm Dia |
| 2-12 Pole - Alternative Glands: | 3.5-9mm Dia |
| 25 Pole - Standard Gland: | 7-9mm Dim |
| 25 Pole - Alternative Glands: | 3.5-7mm Dim |

Contact Accommodation

| | |
|--|---------------------------------------|
| 2 & 3 Pole Screw Terminals: | 4mm ² (12AWG) Max |
| 3 Pole Crimp: | 1.0-1.5mm ² (14-18AWG) Max |
| 4, 6 & 7 Pole: | 1.5mm ² (16AWG) Max |
| 9 Pole: | 0.12-0.21mm ² (24-26AWG) |
| 12 Pole: | 0.32mm ² (22-26AWG) Max |
| 25 Pole: | 0.12-0.21mm ² (24-26AWG) |

Terminations

| | |
|------------------|-------------------------|
| 2-7 Pole: | Screw Terminals |
| 3 Pole: | Screw Terminals & Crimp |
| 9 Pole: | Crimp Contacts |
| 12 Pole: | Crimp & Solder Contacts |
| 25 Pole: | Crimp & Solder Contacts |

| | |
|---------------------------------|---------------------------------------|
| Tightening Torques: | Gland Nut: 1.13Nm (10lbf.in.) |
| Flex Mounting / In-Line: | Rear Fixing Nut: 1.7Nm (15lbf.in.) |
| Panel Mounting: | Front Fixing Nut: 1.4Nm (12.4lbf.in.) |

Surface / Bulkhead and Low Profile Flange Mounting:

4 Fixing Screws (using Washers Supplied) 0.34Nm (3lbf.in.)
1.13Nm (10lbf.in.)

Sealings Caps / Locking Ring:

| | |
|--|--------------|
| Rear Thread, Front Panel Connector: | M27 x 1.0-6H |
|--|--------------|

| | |
|---------------------------------------|--------------|
| Thread, Front Panel Connector: | M35 x 1.0-6H |
|---------------------------------------|--------------|

Standard Series Buccaneer

PX0xxx / X / XX / XX / X

Body Styles

Contacts Type

- P = Pin
- S = Socket

Cable Acceptance or PCB / Rear Panel Mounting

Flex Cable and In-line Flex Connectors cable acceptance use:

Blank = 6-8mm (Black) standard for 2-12 pole

- 04** = 3.5-5mm (Grey)
- 05** = 5-7mm (White)
- 07** = 7-9mm (Yellow)
- (standard for 25 way, no suffix required)

PCB (PX0707) and Rear Panel Mount connectors (PX0708 and PX0709) use:

- 02** = 2 pole
- 04** = 4 pole
- 07** = 7 pole
- 12** = 12 pole
- 03** = 3 pole
- 06** = 6 pole
- 09** = 9 pole
- 25** = 25 pole

Front Panel, Bulkhead and Flange Mount - not required:

Insert / Gland Nut Colour

- Blank** = Black
- BL** = Blue
- GN** = Green
- GY** = Grey
- LG** = Light Grey
- RD** = Red
- WH** = White
- YL** = Yellow

Insert / Gland Nut Colour Combination

- 1** = Insert and Gland Nut Coloured
- 2** = Insert only Coloured

Example:

PX0707/P/06 = PCB Panel connector, pin contacts, 6 pole

PX0731/S = Flex Cable connector, socket contacts, 3 pole

PX0732/P/07/BL2 = In-Line Flex Cable connector, pin contacts, 3 pole, 7-9mm cable acceptance, blue insert

PCB Layouts:

Sockets:

Contact Nos viewed from rear of panel

Pins:

Contact Nos viewed from rear panel rear of panel



PX0707/S/03

PX0707/S/04



PX0707/P/03

PX0707/P/04



PX0707/S/06

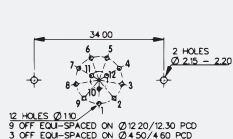


PX0707/S/09

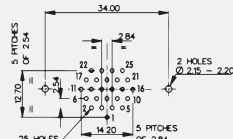


PX0707/P/06

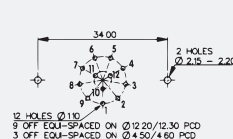
PX0707/P/09



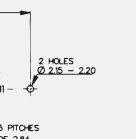
PX0707/S/12



PX0707/S/25



PX0707/P/12



PX0707/P/25

Sealed Inline Cable Joiner

| | | |
|--|--|---|
| <p>Cable Joiner</p>  <p>PX0777</p> | <ul style="list-style-type: none"> ○ Standard Cable Acceptance 6-8mm ○ Cable Range 3.5-9mm (Using Alternative Glands) ○ Supplied with 4, 6 or 8 Way ○ Terminal Block ○ Available Moulded in Black or Orange |  |
|--|--|---|

Technical Overview Data

| Specifications: | PX0777 | PX0777/4POLE, 6POLE, 8POLE | POLE Configurations: |
|---------------------------------|--|--|--|
| Rating: | 16A, 250V a.c. | 10A, 250V a.c. |    |
| Wire Termination: | 3 Way Terminal Block | 4, 6, 8 Way Terminal Block | |
| Conductor Accommodation: | 2.5mm ² Max (14AWG) | 1.5mm ² Max (16AWG) | |
| Cable Acceptance: | 6-8mm Dia Alternative Glands available on request | 6-8mm Dia Alternative Glands available on request | |
| Material: | Glass Filled Polyamide UL94-HB | Glass Filled Polyamide UL94-V0 | |
| Sealing: | IP68 to BSEN 60529 : 1992 1.054kg/sq.cm. (15lbs/sq.in.) 10m Depth for 2 Weeks | IP68 to BSEN 60529 : 1992 1.054kg/sq.cm. (15lbs/sq.in.) 10m Depth for 2 Weeks | |
| Salt Mist: | IP69k to DIN 40050-9 EN60068-2-52 Test Kb Salt Mist (Cyclic) Marine Severity Level 1 | IP69k to DIN 40050-9 EN60068-2-52 Test Kb Salt Mist (Cyclic) Marine Severity Level 1 | |
| Operating Temp. Range: | -20°C to +70°C | -20°C to +70°C | |
| Colour: | Black Orange (Add /OR to PNo.) | Black Orange (Add /OR to PNo.) | |
| RoHS | Compliant | Compliant | |

| PX0777 | XPOLE | XX | XX |
|-----------------|---|---|------------------------------|
| Part No. | Blank = 3 Pole 4POLE = 4 Pole 6POLE = 6 Pole 8POLE = 8 Pole | Blank = 6-8mm 04 = 3.5-5mm 05 = 5-7mm 07 = 7-9mm | Blank = Black OR = Orange |
| Example: | | | |
| | PX0777 = 3 Pole 6-8mm Black PX0777/04 = 3 Pole 3.5-5.0mm Black PX0777/04/OR = 3 Pole 3.5-5.0mm Orange | | |
| | PX0777/4POLE = 4 Pole 6-8mm Black PX0777/6POLE/04 = 6 Pole 3.5-5.0mm Black PX0777/8POLE/04/OR = 8 Pole 3.5-5.0mm Orange | | |

PX0777 Wiring & Assembly Instructions



1. Strip wires to dimensions shown.
2. Assemble components parts onto cable as shown, then connect wires to terminal block.

ENSURING WIRES CONNECTED INTO ONE SIDE OF TERMINAL BLOCK MATCH WIRES CONNECTED INTO THE OTHER SIDE.

E.g. **Brown to Brown (Live)**
Blue to Blue (Neutral)
Green / Yellow to Green / Yellow (Earth)



Wire Stripping Details

3. Bring the two body mouldings together ensuring the 'O' ring is correctly located in groove then lock together with locking ring, ensure ring is fully tightened.

Put gland cage over gland and push fully home into its appropriate body then fully tighten gland nuts.

4. To ensure a good seal, all surfaces must be completely free of dust, grease or any other contamination.

THIS CABLE CONNECTOR IS SUITABLE FOR USE WITH LOADS NOT EXCEEDING 16 AMPS USING 1.5mm² CABLE

ALWAYS USE WITH SUPPLY PROTECTED BY AN RCD, IF IN DOUBT CONSULT A QUALIFIED ELECTRICIAN.

DANGER

DISCONNECT MAINS
 SUPPLY BEFORE
 DISMANTLING
 CONNECTOR



Компания «ЭлектроПласт» предлагает заключение долгосрочных отношений при поставках импортных электронных компонентов на взаимовыгодных условиях!

Наши преимущества:

- Оперативные поставки широкого спектра электронных компонентов отечественного и импортного производства напрямую от производителей и с крупнейших мировых складов;
- Поставка более 17-ти миллионов наименований электронных компонентов;
- Поставка сложных, дефицитных, либо снятых с производства позиций;
- Оперативные сроки поставки под заказ (от 5 рабочих дней);
- Экспресс доставка в любую точку России;
- Техническая поддержка проекта, помощь в подборе аналогов, поставка прототипов;
- Система менеджмента качества сертифицирована по Международному стандарту ISO 9001;
- Лицензия ФСБ на осуществление работ с использованием сведений, составляющих государственную тайну;
- Поставка специализированных компонентов (Xilinx, Altera, Analog Devices, Intersil, Interpoint, Microsemi, Aeroflex, Peregrine, Syfer, Eurofarad, Texas Instrument, Miteq, Cobham, E2V, MA-COM, Hittite, Mini-Circuits, General Dynamics и др.);

Помимо этого, одним из направлений компании «ЭлектроПласт» является направление «Источники питания». Мы предлагаем Вам помощь Конструкторского отдела:

- Подбор оптимального решения, техническое обоснование при выборе компонента;
- Подбор аналогов;
- Консультации по применению компонента;
- Поставка образцов и прототипов;
- Техническая поддержка проекта;
- Защита от снятия компонента с производства.



Как с нами связаться

Телефон: 8 (812) 309 58 32 (многоканальный)

Факс: 8 (812) 320-02-42

Электронная почта: org@eplast1.ru

Адрес: 198099, г. Санкт-Петербург, ул. Калинина, дом 2, корпус 4, литера А.