Surface Mount Type

Series: **FK** Type: **V**

■ Features

- Endurance: 2000 h to 5000 h at 105 °C
- Low impedance (40 % to 60 % less than FC series)
  Miniaturized (30 % to 50 % less than FC series)
- Vibration-proof product is available upon request. (ϕ8 mm and larger)
- RoHS directive compliant

■ Specifications

Category Temp. Range	–55 °C to +105 °C										
Rated W.V.Range	6.3 V.DC to 100 V.DC										
Nominal Cap.Range	3.3 µF to 6800 µF										
Capacitance Tolerance	±20 % (120 Hz/+20 °C)										
DC Leakage Current	I ≦ 0.01 CV or 3 (µA) After 2 minutes (Whichever is greater)										
tan δ	Please see the attached standard products list										
Characteristics at Low Temperature	W.V. (V)	6.3	10	16	25	35	50	63	80	100	(Impedance ratio at 120 Hz)
	Z(–25 °C)/Z(+20 °C)	2	2	2	2	2	2	2	2	2	
	Z(–40 °C)/Z(+20 °C)	3	3	3	3	3	3	3	3	3	
	Z(–55 °C)/Z(+20 °C)	4	4	4	3	3	3	3	3	3	
Endurance	After applying rated working voltage for 2000 hours at +105 °C±2 °C and then being stabilized at +20 °C, Capacitors shall meet the following limits. (≧ϕ12.5 and suffix "G" in ϕ8×10.2, ϕ10×10.2 are 5000 hours)										
	Capacitance change	±30 % of initial measured value (Suffix "G" is 35 %)									
	tan δ	≦200 % of initial specified value (Suffix "G" is 300 %)									
	DC leakage current	≦ initial specified value									
Shelf Life	After storage for 1000 hours at +105 °C±2 °C with no voltage applied and then being stabilized at +20 °C, capacitors shall meet the limits specified in Endurance (With voltage treatment)										
Resistance to Soldering Heat	After reflow soldering and then being stabilized at +20 °C, capacitors shall meet the following limits.										
	Capacitance change	±10 % of initial measured value									
	tan δ	≦ initial specified value									
	DC leakage current	≦ initial specified value									

■ Frequency correction factor for ripple current

	Frequency (Hz)				
	50, 60	120	1 k	10 k	100 k to
Correction factor	0.70	0.75	0.90	0.95	1.00

■ Marking

Example:6.3 V 22 µF, 6.3 V 3300 µF
Marking color : BLACK

≦ ϕ10

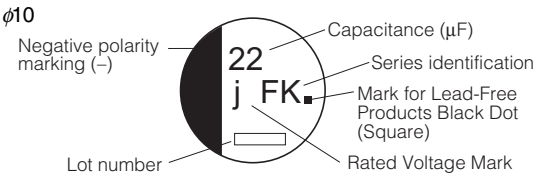

≧ ϕ12.5

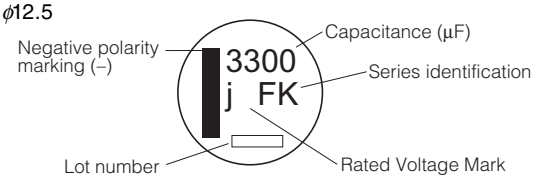

Rated Voltage Mark

j	6.3 V	H	50 V
A	10 V	J	63 V
C	16 V	K	80 V
E	25 V	2A	100 V
V	35 V		

■ Dimensions in mm (not to scale)

(Unit : mm)

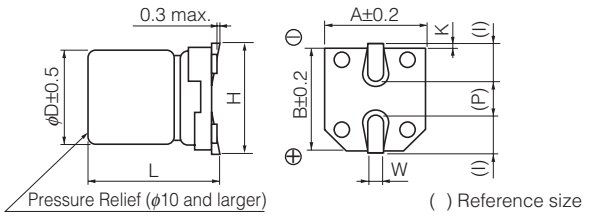

Size code	D	L	A,B	H	I	W	P	K
B	4.0	5.8±0.3	4.3	5.5 max.	1.8	0.65±0.1	1.0	$0.35^{+1.5}_{-0.2}$
C	5.0	5.8±0.3	5.3	6.5 max.	2.2	0.65±0.1	1.5	$0.35^{+1.5}_{-0.2}$
D	6.3	5.8±0.3	6.6	7.8 max.	2.6	0.65±0.1	1.8	$0.35^{+1.5}_{-0.2}$
D8	6.3	7.7±0.3	6.6	7.8 max.	2.6	0.65±0.1	1.8	$0.35^{+1.5}_{-0.2}$
E	8.0	6.2±0.3	8.3	9.5 max.	3.4	0.65±0.1	2.2	$0.35^{+1.5}_{-0.2}$
F	8.0	10.2±0.3	8.3	10.0 max.	3.4	0.90±0.2	3.1	0.70±0.2
G	10.0	10.2±0.3	10.3	12.0 max.	3.5	0.90±0.2	4.6	0.70±0.2
H13	12.5	13.5±0.5	13.5	15.0 max.	4.7	0.90±0.3	4.4	0.70±0.3
J16	16.0	16.5±0.5	17.0	19.0 max.	5.5	1.20±0.3	6.7	0.70±0.3
K16	18.0	16.5±0.5	19.0	21.0 max.	6.7	1.20±0.3	6.7	0.70±0.3

Design and specifications are each subject to change without notice. Ask factory for the current technical specifications before purchase and/or use.
Should a safety concern arise regarding this product, please be sure to contact us immediately.

■ Standard Products

Endurance : 105 °C 2000 h (≥ ϕ12.5 : 5000 h)

W.V. (V)	Cap. (±20 %) (μF)	Case size Dia. (mm)	Case size Length (mm)	Case size ✻Size Code	Specification Ripple Current (100 kHz) (+105 °C) (mA r.m.s.)	Specification Impedance (100 kHz) (+20 °C) (Ω)	Specification tan δ (120 Hz) (+20 °C)	Part No. (RoHS:compliant)	Reflow	Min. Packaging Q'ty Taping (pcs)
6.3	22	4	5.8	B	90	1.35	0.26	EEEFK0J220R	(1)	2000
	47	4	5.8	(B)	90	1.35	0.26	EEEFK0J470UR	(1)	2000
		5	5.8	C	160	0.70	0.26	EEEFK0J470R	(1)	1000
	100	5	5.8	(C)	160	0.70	0.26	EEEFK0J101UR	(1)	1000
		6.3	5.8	D	240	0.36	0.26	EEEFK0J101P	(1)	1000
	220	6.3	5.8	D	240	0.36	0.26	EEEFK0J221P	(1)	1000
	330	6.3	7.7	D8	280	0.34	0.26	EEEFK0J331XP	(1)	900
		8	6.2	E	300	0.26	0.26	EEEFK0J331P	(2)	1000
	470	8	10.2	F	600	0.16	0.26	EEEFK0J471P	(2)	500
	1000	8	10.2	F	600	0.16	0.26	EEEFK0J102P	(2)	500
	1500	10	10.2	G	850	0.08	0.26	EEEFK0J152P	(2)	500
	3300	12.5	13.5	H13	1100	0.06	0.30	EEVFK0J332Q	(3)	200
	6800	16	16.5	J16	1800	0.035	0.36	EEVFK0J682M	(3)	125
10	22	4	5.8	B	90	1.35	0.19	EEEFK1A220R	(1)	2000
	33	4	5.8	(B)	90	1.35	0.19	EEEFK1A330UR	(1)	2000
		5	5.8	C	160	0.70	0.19	EEEFK1A330R	(1)	1000
	150	6.3	5.8	D	240	0.36	0.19	EEEFK1A151P	(1)	1000
	220	6.3	7.7	D8	280	0.34	0.19	EEEFK1A221XP	(1)	900
		8	6.2	E	300	0.26	0.19	EEEFK1A221P	(2)	1000
	330	8	10.2	F	600	0.16	0.19	EEEFK1A331P	(2)	500
	470	8	10.2	F	600	0.16	0.19	EEEFK1A471P	(2)	500
	680	8	10.2	F	600	0.16	0.19	EEEFK1A681P	(2)	500
	1000	10	10.2	G	850	0.08	0.19	EEEFK1A102P	(2)	500
	2200	12.5	13.5	H13	1100	0.06	0.21	EEVFK1A222Q	(3)	200
	4700	16	16.5	J16	1800	0.035	0.25	EEVFK1A472M	(3)	125
	6800	18	16.5	K16	2060	0.033	0.29	EEVFK1A682M	(3)	125
16	10	4	5.8	B	90	1.35	0.16	EEEFK1C100R	(1)	2000
	22	4	5.8	(B)	90	1.35	0.16	EEEFK1C220UR	(1)	2000
		5	5.8	C	160	0.70	0.16	EEEFK1C220R	(1)	1000
	47	5	5.8	(C)	160	0.70	0.16	EEEFK1C470UR	(1)	1000
		6.3	5.8	D	240	0.36	0.16	EEEFK1C470P	(1)	1000
	68	6.3	5.8	D	240	0.36	0.16	EEEFK1C680P	(1)	1000
	100	6.3	5.8	D	240	0.36	0.16	EEEFK1C101P	(1)	1000
	150	6.3	7.7	D8	280	0.34	0.16	EEEFK1C151XP	(1)	900
	220	6.3	7.7	D8	280	0.34	0.16	EEEFK1C221XP	(1)	900
		8	6.2	E	300	0.26	0.16	EEEFK1C221P	(2)	1000
	330	8	10.2	F	600	0.16	0.16	EEEFK1C331P	(2)	500
	470	8	10.2	F	600	0.16	0.16	EEEFK1C471P	(2)	500
	680	10	10.2	G	850	0.08	0.16	EEEFK1C681P	(2)	500
	1500	12.5	13.5	H13	1100	0.06	0.16	EEVFK1C152Q	(3)	200
	3300	16	16.5	J16	1800	0.035	0.20	EEVFK1C332M	(3)	125
	4700	18	16.5	K16	2060	0.033	0.22	EEVFK1C472M	(3)	125
25	10	4	5.8	B	90	1.35	0.14	EEEFK1E100R	(1)	2000
	22	5	5.8	C	160	0.70	0.14	EEEFK1E220R	(1)	1000
	33	5	5.8	(C)	160	0.70	0.14	EEEFK1E330UR	(1)	1000
		6.3	5.8	D	240	0.36	0.14	EEEFK1E330P	(1)	1000
	47	6.3	5.8	D	240	0.36	0.14	EEEFK1E470P	(1)	1000
	68	6.3	5.8	D	240	0.36	0.14	EEEFK1E680P	(1)	1000
	100	6.3	7.7	D8	280	0.34	0.14	EEEFK1E101XP	(1)	900
		8	6.2	E	300	0.26	0.14	EEEFK1E101P	(2)	1000
	150	8	10.2	F	600	0.16	0.14	EEEFK1E151P	(2)	500
	220	8	10.2	F	600	0.16	0.14	EEEFK1E221P	(2)	500
	330	8	10.2	F	600	0.16	0.14	EEEFK1E331P	(2)	500
	470	10	10.2	G	850	0.08	0.14	EEEFK1E471P	(2)	500
	1000	12.5	13.5	H13	1100	0.06	0.14	EEVFK1E102Q	(3)	200
	1500	16	16.5	J16	1800	0.035	0.14	EEVFK1E152M	(3)	125
	2200	16	16.5	J16	1800	0.035	0.16	EEVFK1E222M	(3)	125
	3300	18	16.5	K16	2060	0.033	0.18	EEVFK1E332M	(3)	125

✻ Size code( ):Miniaturization product
· Please refer to the page of "Reflow Profile" and "The Taping Dimensions".
· When requesting vibration-proof product, please put the last "V" instead to "P"

Design and specifications are each subject to change without notice. Ask factory for the current technical specifications before purchase and/or use.
Should a safety concern arise regarding this product, please be sure to contact us immediately.

■ Standard Products

Endurance : 105 °C 2000 h (≧ ϕ12.5 : 5000 h)

W.V. (V)	Cap. (±20 %) (μF)	Case size Dia. (mm)	Case size Length (mm)	Case size ✻Size Code	Specification Ripple Current (100 kHz) (+105 °C) (mA r.m.s.)	Specification Impedance (100 kHz) (+20 °C) (Ω)	Specification tan δ (120 Hz) (+20 °C)	Part No. (RoHS:compliant)	Reflow	Min. Packaging Q'ty Taping (pcs)
35	4.7	4	5.8	B	90	1.35	0.12	EEEFK1V4R7R	(1)	2000
	10	4	5.8	(B)	90	1.35	0.12	EEEFK1V100UR	(1)	2000
		5	5.8	C	160	0.70	0.12	EEEFK1V100R	(1)	1000
	22	5	5.8	C	160	0.70	0.12	EEEFK1V220R	(1)	1000
	33	6.3	5.8	D	240	0.36	0.12	EEEFK1V330P	(1)	1000
	47	6.3	5.8	D	240	0.36	0.12	EEEFK1V470P	(1)	1000
	68	6.3	7.7	D8	280	0.34	0.12	EEEFK1V680XP	(1)	900
	100	6.3	7.7	D8	280	0.34	0.12	EEEFK1V101XP	(1)	900
		8	10.2	F	600	0.16	0.12	EEEFK1V101P	(2)	500
	150	8	10.2	F	600	0.16	0.12	EEEFK1V151P	(2)	500
	220	8	10.2	F	600	0.16	0.12	EEEFK1V221P	(2)	500
	330	10	10.2	G	850	0.08	0.12	EEEFK1V331P	(2)	500
	470	12.5	13.5	H13	1100	0.06	0.12	EEVFK1V471Q	(3)	200
	680	12.5	13.5	H13	1100	0.06	0.12	EEVFK1V681Q	(3)	200
	1000	16	16.5	J16	1800	0.035	0.12	EEVFK1V102M	(3)	125
	1500	16	16.5	J16	1800	0.035	0.12	EEVFK1V152M	(3)	125
50	4.7	4	5.8	B	60	2.90	0.10	EEEFK1H4R7R	(1)	2000
	10	5	5.8	(C)	85	1.52	0.10	EEEFK1H100UR	(1)	1000
		6.3	5.8	D	165	0.88	0.10	EEEFK1H100P	(1)	1000
	22	6.3	5.8	D	165	0.88	0.10	EEEFK1H220P	(1)	1000
	33	6.3	7.7	D8	195	0.68	0.10	EEEFK1H330XP	(1)	900
		8	6.2	E	195	0.68	0.10	EEEFK1H330P	(2)	1000
	47	6.3	7.7	D8	195	0.68	0.10	EEEFK1H470XP	(1)	900
		8	6.2	E	195	0.68	0.10	EEEFK1H470P	(2)	1000
	100	8	10.2	F	350	0.34	0.10	EEEFK1H101P	(2)	500
	150	10	10.2	G	670	0.18	0.10	EEEFK1H151P	(2)	500
	220	10	10.2	G	670	0.18	0.10	EEEFK1H221P	(2)	500
	330	12.5	13.5	H13	900	0.12	0.10	EEVFK1H331Q	(3)	200
	390	12.5	13.5	H13	900	0.12	0.10	EEVFK1H391Q	(3)	200
	470	16	16.5	J16	1610	0.073	0.10	EEVFK1H471M	(3)	125
	560	16	16.5	J16	1610	0.073	0.10	EEVFK1H561M	(3)	125
	680	16	16.5	J16	1610	0.073	0.10	EEVFK1H681M	(3)	125
	1000	16	16.5	J16	1610	0.073	0.10	EEVFK1H102M	(3)	125
63	4.7	5	5.8	C	50	3.00	0.08	EEEFK1J4R7R	(1)	1000
	10	6.3	5.8	D	80	1.50	0.08	EEEFK1J100P	(1)	1000
	22	6.3	7.7	D8	120	1.20	0.08	EEEFK1J220XP	(1)	900
		8	6.2	E	120	1.20	0.08	EEEFK1J220P	(2)	1000
	33	8	10.2	F	250	0.65	0.08	EEEFK1J330P	(2)	500
	47	8	10.2	F	250	0.65	0.08	EEEFK1J470P	(2)	500
	68	8	10.2	(F)	250	0.65	0.08	EEEFK1J680UP	(2)	500
	100	10	10.2	G	400	0.35	0.08	EEEFK1J101P	(2)	500
	150	12.5	13.5	H13	800	0.16	0.08	EEVFK1J151Q	(3)	200
	220	12.5	13.5	H13	800	0.16	0.08	EEVFK1J221Q	(3)	200
	470	16	16.5	J16	1410	0.082	0.08	EEVFK1J471M	(3)	125
	680	18	16.5	K16	1690	0.08	0.08	EEVFK1J681M	(3)	125
80	3.3	5	5.8	C	25	5.00	0.08	EEEFK1K3R3R	(1)	1000
	4.7	6.3	5.8	D	40	3.00	0.08	EEEFK1K4R7P	(1)	1000
	10	6.3	7.7	D8	60	2.40	0.08	EEEFK1K100XP	(1)	900
		8	6.2	E	60	2.40	0.08	EEEFK1K100P	(2)	1000
	22	8	10.2	F	130	1.30	0.08	EEEFK1K220P	(2)	500
	33	8	10.2	F	130	1.30	0.08	EEEFK1K330P	(2)	500
	47	10	10.2	G	200	0.70	0.08	EEEFK1K470P	(2)	500
	68	12.5	13.5	H13	500	0.32	0.08	EEVFK1K680Q	(3)	200
	100	12.5	13.5	H13	500	0.32	0.08	EEVFK1K101Q	(3)	200
	150	12.5	13.5	H13	500	0.32	0.08	EEVFK1K151Q	(3)	200
	330	16	16.5	J16	793	0.17	0.08	EEVFK1K331M	(3)	125
	470	18	16.5	K16	917	0.153	0.08	EEVFK1K471M	(3)	125

✻ Size code( ):Miniaturization product
· Please refer to the page of "Reflow Profile" and "The Taping Dimensions".
· When requesting vibration-proof product, please put the last "V" instead to "P"

Design and specifications are each subject to change without notice. Ask factory for the current technical specifications before purchase and/or use.
Should a safety concern arise regarding this product, please be sure to contact us immediately.

■ Standard Products

Endurance : 105 °C 2000 h (≧ ϕ12.5 : 5000 h)

W.V. (V)	Cap. (±20 %) (μF)	Case size Dia. (mm)	Case size Length (mm)	Case size ✻Size Code	Specification Ripple Current (100 kHz) (+105 °C) (mA r.m.s.)	Specification Impedance (100 kHz) (+20 °C) (Ω)	Specification tan δ (120 Hz) (+20 °C)	Part No. (RoHS:compliant)	Reflow	Min. Packaging Q'ty Taping (pcs)
100	22	8	10.2	F	130	1.30	0.07	EEEFK2A220P	(2)	500
	33	10	10.2	G	200	0.70	0.07	EEEFK2A330P	(2)	500
	47	12.5	13.5	H13	500	0.32	0.07	EEVFK2A470Q	(3)	200
	68	12.5	13.5	H13	500	0.32	0.07	EEVFK2A680Q	(3)	200
	100	16	16.5	J16	793	0.17	0.07	EEVFK2A101M	(3)	125
	150	16	16.5	J16	793	0.17	0.07	EEVFK2A151M	(3)	125
	220	18	16.5	K16	917	0.153	0.07	EEVFK2A221M	(3)	125
	330	18	16.5	K16	917	0.153	0.07	EEVFK2A331M	(3)	125

✻ Size code( ):Miniaturization product
· Please refer to the page of "Reflow Profile" and "The Taping Dimensions".

■ Endurace 5000 h Products

Endurance : 105 °C 5000 h

W.V. (V)	Cap. (±20 %) (μF)	Case size Dia. (mm)	Case size Length (mm)	Case size Size Code	Specification Ripple Current (100 kHz) (+105 °C) (mA r.m.s.)	Specification Impedance (100 kHz) (+20 °C) (Ω)	Specification tan δ (120 Hz) (+20 °C)	Part No. (RoHS:compliant)	Reflow	Min. Packaging Q'ty Taping (pcs)
6.3	470	8	10.2	F	600	0.16	0.26	EEEFK0J471GP	(2)	500
	1000	8	10.2	F	600	0.16	0.26	EEEFK0J102GP	(2)	500
	1500	10	10.2	G	850	0.08	0.26	EEEFK0J152GP	(2)	500
10	330	8	10.2	F	600	0.16	0.19	EEEFK1A331GP	(2)	500
	470	8	10.2	F	600	0.16	0.19	EEEFK1A471GP	(2)	500
	680	8	10.2	F	600	0.16	0.19	EEEFK1A681GP	(2)	500
	1000	10	10.2	G	850	0.08	0.19	EEEFK1A102GP	(2)	500
16	330	8	10.2	F	600	0.16	0.16	EEEFK1C331GP	(2)	500
	470	8	10.2	F	600	0.16	0.16	EEEFK1C471GP	(2)	500
	680	10	10.2	G	850	0.08	0.16	EEEFK1C681GP	(2)	500
25	150	8	10.2	F	600	0.16	0.14	EEEFK1E151GP	(2)	500
	220	8	10.2	F	600	0.16	0.14	EEEFK1E221GP	(2)	500
	330	8	10.2	F	600	0.16	0.14	EEEFK1E331GP	(2)	500
	470	10	10.2	G	850	0.08	0.14	EEEFK1E471GP	(2)	500
35	100	8	10.2	F	600	0.16	0.12	EEEFK1V101GP	(2)	500
	150	8	10.2	F	600	0.16	0.12	EEEFK1V151GP	(2)	500
	220	8	10.2	F	600	0.16	0.12	EEEFK1V221GP	(2)	500
	330	10	10.2	G	850	0.08	0.12	EEEFK1V331GP	(2)	500
50	100	8	10.2	F	350	0.34	0.10	EEEFK1H101GP	(2)	500
	150	10	10.2	G	670	0.18	0.10	EEEFK1H151GP	(2)	500
	220	10	10.2	G	670	0.18	0.10	EEEFK1H221GP	(2)	500

· Please refer to the page of "Reflow Profile" and "The Taping Dimensions".
· When requesting vibration-proof product, please put the last "V" instead to "P"

Design and specifications are each subject to change without notice. Ask factory for the current technical specifications before purchase and/or use.
Should a safety concern arise regarding this product, please be sure to contact us immediately.

Компания «ЭлектроПласт» предлагает заключение долгосрочных отношений при поставках импортных электронных компонентов на взаимовыгодных условиях!

Наши преимущества:

- Оперативные поставки широкого спектра электронных компонентов отечественного и импортного производства напрямую от производителей и с крупнейших мировых складов;
- Поставка более 17-ти миллионов наименований электронных компонентов;
- Поставка сложных, дефицитных, либо снятых с производства позиций;
- Оперативные сроки поставки под заказ (от 5 рабочих дней);
- Экспресс доставка в любую точку России;
- Техническая поддержка проекта, помощь в подборе аналогов, поставка прототипов;
- Система менеджмента качества сертифицирована по Международному стандарту ISO 9001;
- Лицензия ФСБ на осуществление работ с использованием сведений, составляющих государственную тайну;
- Поставка специализированных компонентов (Xilinx, Altera, Analog Devices, Intersil, Interpoint, Microsemi, Aeroflex, Peregrine, Syfer, Eurofarad, Texas Instrument, Miteq, Cobham, E2V, MA-COM, Hittite, Mini-Circuits,General Dynamics и др.);

Помимо этого, одним из направлений компании «ЭлектроПласт» является направление «Источники питания». Мы предлагаем Вам помощь Конструкторского отдела:

- Подбор оптимального решения, техническое обоснование при выборе компонента;
- Подбор аналогов;
- Консультации по применению компонента;
- Поставка образцов и прототипов;
- Техническая поддержка проекта;
- Защита от снятия компонента с производства.

Как с нами связаться

Телефон: 8 (812) 309 58 32 (многоканальный)
Факс: 8 (812) 320-02-42
Электронная почта: org@eplast1.ru
Адрес: 198099, г. Санкт-Петербург, ул. Калинина, дом 2, корпус 4, литера А.