

Amphenol® LTW®

Amphenol LTW



Head Office (Taiwan):
Amphenol LTW Technology Co., Ltd.
9F, No.657-12, Jungjeng Road, Shinjuang City,
Taipei County 242, Taiwan
Tel : +886-2-2908-5626
Fax: +886-2-2902-9787-88
e-mail: sales@ltw-tech.com

Branch Office (China):
Amphenol Zhengri Electronic (Kunshan) Co., Ltd.
No. 62 Da Tung Road, Peng Lang Street, Kunshan City,
Jiangsu Province 215333, China
Tel : +86-512-5761-0501-2
Fax: +86-512-5761-0515
Sales Contact: (East China) +86-512-5761-0512
(South China) +86-755-2823-2407
137-1383-4316

Distributed by :

Amphenol® LTW®

Waterproof Connector Solutions

Amphenol® LTW® Innovation in Waterproof Solution



Complete Range of Waterproof Connectors & Cable Assembly

www.amphenolltw.com

Amphenol LTW reserves the right to improve, enhance and modify the design specifications and construction of Amphenol LTW products without prior notification. For additional product and technical information, please contact us.

Copyright by Amphenol LTW in Taiwan 05/2010

XXX - XX X X X X - X X X XXX

Numbe of Contacts

- 03, 04, 06, 07..... Pin

Style

- A – For Cable with S/R
- B – For Cable without S/R
- P – For Panel Front Mounting
- R – For Panel Rear Mounting

Connector Style

- M – Male Connector
- F – Female Connector

Specification

- PWE – Power Connector Current Rating 8A
- PWF – Power Connector Current Rating 12A
- PWC – Power Connector Current Rating 20A
- PWH – Power Connector Current Rating 25A
- PWBU – Power Connector Current Rating 10A+2A
- PWCU – Power Connector Current Rating 20A+2A
- PWG – Power Connector Current Rating 16A

Contact Type

- M – Male
- F – Female
- C – Combo

Mating Style

- L – Lock
- S – Screw
- Q – Quick

Waterproof Rating

- 6 = IP 66
- 7 = IP 67
- 8 = IP 68

Back Shell

- L – Straight (180° For Cable Type)
- R – Right Angle (90° For Cable Type)
- C – Circular (For Panel Type)
- S – Square (For Panel Type)

Version

- 000 : Phantom
- Without Cable 001, 002,.....
- For Cable A01 - 1M ~ A99 - 99M
 - A – UL2464 Cable
 - B – Power Cable

Assembly Style

- M – Molding Type
- A – Assembly Type
- S – Solder Type
- P – 180° PCB Type
- R – 90° PCB Type
- B – Screw in Type

SPECIFICATIONS

| No. | Specifications | Standard Value |
|--|----------------|---|
| 01. Identifications | | Power Connector |
| 02. Description | | Panel Mount, Molded with Cable and Field Installable |
| 03. Current Rating / Pin Arrangements | | 8A : 5 to 7 12A : 2 to 4 16A : 3+PE (Screw in Type Termination) 20A : 3 |
| 04. Material | | Contacts: Copper Alloy, Gold Plated 16A Available in Gold, Silver and Tin Plating Connector Body: Nylon + GF UL Recognized |
| 05. Temperature Range | | Cable: -20°C to +80°C Connector Body: -40°C to +105°C |
| 06. Waterproof Rating | | IP67 |
| 07. Contact Resistance | | 5mΩ |
| 08. Insulation Resistance | | ≥100MΩ at DC 250V |
| 09. Durability | | 500 Times |
| 10. Breakdown Voltage | | ≥AC 1000V / 1 Minute |
| 11. Standard Cable Length (for Molded Cable) | | 1–99M (Standard Cable: UL2464 PVC Jacket or Power Cable) |
| 12. Field Installable | | All Solder Contacts Unless And Otherwise Indicated |

CONTACT PIN ARRANGEMENT


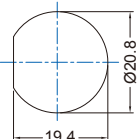
| |
|--|
| <p>8A Current Size is between C and D size</p> |
| <p>12A Current Size is between C and D size</p> |
| <p>16A Current Size is between C and D size</p> |
| <p>20A Current C size</p> |
| <p>20A+2A Current Size is over E size</p> |
| <p>25A Current C size</p> |
| <p>○ 2A ● 8A ○ 12A ○ 16A ○ 20A ○ 25A</p> |


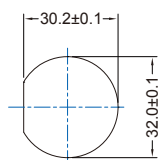


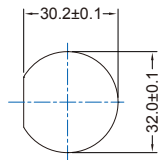
| Panel (Chassis) Mount | | Mating Parts | | Accessories |
|--|-----|---|-----|-------------|
| CONNECTOR | P/N | CONNECTOR | P/N | |
| <p>LTWPWE-△PMMS-SC7001</p> <p>FEATURES:</p> <ul style="list-style-type: none"> • Male Connector • Front Mounting • IP 67 • Solder Contacts • △ 8A: 5 to 7 Pins • UL Approved <p>PANEL CUT-OUT</p> | | <p>LTWPWE-△AFFM-SL7AX</p> <p>FEATURES:</p> <ul style="list-style-type: none"> • Female Connector • In-line Molded Type (Cable to Cable or Cable to Field Installable) • With SR • IP 67 • △ 8A: 5 to 7 Pins | | |
| | | <p>LTWPWE-△BFFA-SL7001</p> <p>FEATURES:</p> <ul style="list-style-type: none"> • Female Connector • Solder Contacts • In-line Field Installable (Field Installable to Field Installable or Cable to Field Installable) • Without SR • IP 67 • △ 8A: 5 to 7 Pins • UL Approved | | |
| <p>LTWPWE-△PFFS-SC7001</p> <p>FEATURES:</p> <ul style="list-style-type: none"> • Female Connector • Front Mounting • IP 67 • Solder Contacts • △ 8A: 5 to 7 Pins • UL Approved <p>PANEL CUT-OUT</p> | | <p>LTWPWE-△AMMM-SL7AX</p> <p>FEATURES:</p> <ul style="list-style-type: none"> • Male Connector • In-line Molded Type (Cable to Cable or Cable to Field Installable) • With SR • IP 67 • △ 8A: 5 to 7 Pins | | |
| | | <p>LTWPWE-△BMMA-SL7001</p> <p>FEATURES:</p> <ul style="list-style-type: none"> • Male Connector • Solder Contacts • In-line Field Installable (Field Installable to Field Installable or Cable to Field Installable) • Without Cable • IP 67 • △ 8A: 5 to 7 Pins • UL Approved | | |

| Panel (Chassis) Mount | | Mating Parts | | Accessories |
|--|--|--|-----|--|
| CONNECTOR | P/N | CONNECTOR | P/N | |
|  <p>PANEL CUT-OUT</p>  | <p>LTWPWF-PMMS-SC7001</p> <p>FEATURES:</p> <ul style="list-style-type: none"> • Male Connector • Front Mounting • IP 67 • Solder Contacts • 12A: 2 to 4 Pins • UL Approved |  <p>LTWPWF-AFFM-SL7AX</p> <p>FEATURES:</p> <ul style="list-style-type: none"> • Female Connector • In-line Molded Type (Cable to Cable or Cable to Field Installable) • With SR • IP 67 • 12A: 2 to 4 Pins | |  |
| | |  <p>LTWPWF-BFFA-SL7001</p> <p>FEATURES:</p> <ul style="list-style-type: none"> • Female Connector • Solder Contacts • In-line Field Installable (Field Installable to Field Installable or Cable to Field Installable) • Without SR • IP 67 • 12A: 2 to 4 Pins | | |
|  <p>PANEL CUT-OUT</p>  | <p>LTWPWF-PFFS-SC7001</p> <p>FEATURES:</p> <ul style="list-style-type: none"> • Female Connector • Front Mounting • IP 67 • Solder Contacts • 12A: 2 to 4 Pins • UL Approved |  <p>LTWPWF-AMMM-SL7AX</p> <p>FEATURES:</p> <ul style="list-style-type: none"> • Male Connector • In-line Molded Type (Cable to Cable or Cable to Field Installable) • With SR • IP 67 • 12A: 2 to 4 Pins | |  |
| | |  <p>LTWPWF-BMMA-SL7001</p> <p>FEATURES:</p> <ul style="list-style-type: none"> • Male Connector • Solder Contacts • In-line Field Installable (Field Installable to Field Installable or Cable to Field Installable) • Without Cable • IP 67 • 12A: 2 to 4 Pins | | |

| Panel (Chassis) Mount | | Mating Parts | | Accessories |
|--|--|---|-----|---|
| CONNECTOR | P/N | CONNECTOR | P/N | |
|  <p>PANEL CUT-OUT</p>  | <p>LTWPWG-04PFFB-SC</p> <p>FEATURES:</p> <ul style="list-style-type: none"> • Male Connector, Screw Type Lock • Panel Type, Nylon + GF Material • IP 67 • Male Pins 16A (3+PE) |  <p>LTWPWG-04BMMB-SL</p> <p>FEATURES:</p> <ul style="list-style-type: none"> • Male Connector, Screw Type Lock • Straight Assembly Type, Nylon + GF Material • IP 67 • Male Pins 16A (3+PE) | |  |
| | |  <p>LTWPWG-04BMMB-SR</p> <p>FEATURES:</p> <ul style="list-style-type: none"> • Male Connector, Screw Type Lock • Right Angle Assembly Type, Nylon + GF Material • IP 67 • Male Pins 16A (3+PE) | | |
|  <p>PANEL CUT-OUT</p>  | <p>LTWPWG-04PMMB-SC</p> <p>FEATURES:</p> <ul style="list-style-type: none"> • Female Connector, Screw Type Lock • Panel Type, Nylon + GF Material • IP 67 • Female Pins 16A (3+PE) |  <p>LTWPWG-04BMMB-SL</p> <p>FEATURES:</p> <ul style="list-style-type: none"> • Female Connector, Screw Type Lock • Straight Assembly Type, Nylon + GF Material • IP 67 • Female Pins 16A (3+PE) | |  |
| | |  <p>LTWPWG-04BMMB-SR</p> <p>FEATURES:</p> <ul style="list-style-type: none"> • Female Connector, Screw Type Lock • Right Angle Assembly Type, Nylon + GF Material • IP 67 • Female Pins 16A (3+PE) | | |

| Panel (Chassis) Mount | | Mating Parts | | Accessories |
|--|---|--|-----|-------------|
| CONNECTOR | P/N | CONNECTOR | P/N | |
|  <p>PANEL CUT-OUT</p> | <p>LTWPWC-03RMMS-LC7001 LTWPWC-03RMMS-LC7002</p> <p>FEATURES:</p> <ul style="list-style-type: none"> • Panel Male Connector, Lock Type • Rear Mounting • IP 67 • 20A (2+PE) • Solder Type, Male Contacts • UL and TUV Approved: LTWPWC-03RMMS-LC7002 |  <p>LTWPWC-03AFFM-LL7AXX</p> <p>FEATURES:</p> <ul style="list-style-type: none"> • Female Connector • In-line Molded Type • With SR • 20A (2+PE) Female Contacts • IP 67 | | |
| | |  <p>LTWPWC-03BFFA-LL7001</p> <p>FEATURES:</p> <ul style="list-style-type: none"> • Female Connector • Field Installable • 20A (2+PE) Female Contacts • IP 67 | | |
|  <p>PANEL CUT-OUT</p> | <p>LTWPWC-03RMFS-LC7001 LTWPWC-03RMFS-LC7002</p> <p>FEATURES:</p> <ul style="list-style-type: none"> • Panel Male Connector, Lock Type • Rear Mounting • IP 67 • 20A (2+PE) • Solder Type, Female Contacts • UL and TUV Approved: LTWPWC-03RMFS-LC7002 |  <p>LTWPWC-03AFMM-LL7AXX</p> <p>FEATURES:</p> <ul style="list-style-type: none"> • Female Connector • In-line Molded Type • With SR • 20A (2+PE) Male Contacts • IP 67 | | |
| | |  <p>LTWPWC-03BFMA-LL7001</p> <p>FEATURES:</p> <ul style="list-style-type: none"> • Female Connector • Field Installable • 20A (2+PE) Male Contacts • IP 67 | | |

| Panel (Chassis) Mount | | Mating Parts | | Accessories |
|---|--|--|-----|-------------|
| CONNECTOR | P/N | CONNECTOR | P/N | |
|  <p>PANEL CUT-OUT</p> | <p>LTWPWCU-04RMMS-LC7001 LTWPWCU-04RMMS-LC7002</p> <p>FEATURES:</p> <ul style="list-style-type: none"> • Panel Male Connector, Lock Type • Rear Mounting • IP 67 • 20A*3+2A Male Contacts • Solder Type • UL and TUV Approved: LTWPWU-03RMMS-LC7002 |  <p>LTWPWCU-04AFFM-LL7AXX</p> <p>FEATURES:</p> <ul style="list-style-type: none"> • Female Connector • In-line Molded Type • With SR • 20A*3+2A Female Contacts • IP 67 | | |
| | |  <p>LTWPWCU-04AFMM-LL7AXX</p> <p>FEATURES:</p> <ul style="list-style-type: none"> • Female Connector • Male Contact • In-line Molded Type • With SR • 20A*3+2A Male Contacts • IP 67 | | |
|  <p>PANEL CUT-OUT</p> | <p>LTWPWCU-04RMFS-LC7001 LTWPWCU-04RMFS-LC7002</p> <p>FEATURES:</p> <ul style="list-style-type: none"> • Panel Male Connector, Lock Type • Rear Mounting • IP 67 • 20A*3+2A Female Contacts • Solder Type • UL and TUV Approved: LTWPWU-03RMFS-LC7002 |  <p>LTWPWCU-04AFMM-LL7AXX</p> <p>FEATURES:</p> <ul style="list-style-type: none"> • Female Connector • Male Contact • In-line Molded Type • With SR • 20A*3+2A Male Contacts • IP 67 | | |
| | |  <p>LTWPWCU-04AFMM-LL7AXX</p> <p>FEATURES:</p> <ul style="list-style-type: none"> • Female Connector • Male Contact • In-line Molded Type • With SR • 20A*3+2A Male Contacts • IP 67 | | |

| Male Connector | | Mating Parts | | Accessories |
|---|---|---|---|-------------|
| CONNECTOR | P/N | CONNECTOR | P/N | |
|  <p>PANEL CUT-OUT</p>  | <p>LTWPWH-03PMMB-SC7001</p> <p>FEATURES:</p> <ul style="list-style-type: none"> • Panel Male Connector • Screw Type • Front Mounting • 25A (2+PE) • IP 67 • Screw in Type Male Contacts |  | <p>LTWPWH-03AFFM-SL7AXX</p> <p>FEATURES:</p> <ul style="list-style-type: none"> • Female Connector • Screw Type with SR • Molded with Cable • 25A (2+PE) Female Pins • IP 67 | |
|  <p>PANEL CUT-OUT</p>  | <p>LTWPWH-03AMMM-SL7AXX</p> <p>FEATURES:</p> <ul style="list-style-type: none"> • Screw Type with SR • Molded with Cable • 25A (2+PE) Male Pins • IP 67 | | | |



Компания «ЭлектроПласт» предлагает заключение долгосрочных отношений при поставках импортных электронных компонентов на взаимовыгодных условиях!

Наши преимущества:

- Оперативные поставки широкого спектра электронных компонентов отечественного и импортного производства напрямую от производителей и с крупнейших мировых складов;
- Поставка более 17-ти миллионов наименований электронных компонентов;
- Поставка сложных, дефицитных, либо снятых с производства позиций;
- Оперативные сроки поставки под заказ (от 5 рабочих дней);
- Экспресс доставка в любую точку России;
- Техническая поддержка проекта, помощь в подборе аналогов, поставка прототипов;
- Система менеджмента качества сертифицирована по Международному стандарту ISO 9001;
- Лицензия ФСБ на осуществление работ с использованием сведений, составляющих государственную тайну;
- Поставка специализированных компонентов (Xilinx, Altera, Analog Devices, Intersil, Interpoint, Microsemi, Aeroflex, Peregrine, Syfer, Eurofarad, Texas Instrument, Miteq, Cobham, E2V, MA-COM, Hittite, Mini-Circuits, General Dynamics и др.);

Помимо этого, одним из направлений компании «ЭлектроПласт» является направление «Источники питания». Мы предлагаем Вам помощь Конструкторского отдела:

- Подбор оптимального решения, техническое обоснование при выборе компонента;
- Подбор аналогов;
- Консультации по применению компонента;
- Поставка образцов и прототипов;
- Техническая поддержка проекта;
- Защита от снятия компонента с производства.



Как с нами связаться

Телефон: 8 (812) 309 58 32 (многоканальный)

Факс: 8 (812) 320-02-42

Электронная почта: org@eplast1.ru

Адрес: 198099, г. Санкт-Петербург, ул. Калинина, дом 2, корпус 4, литера А.