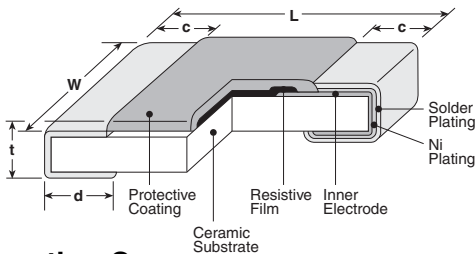


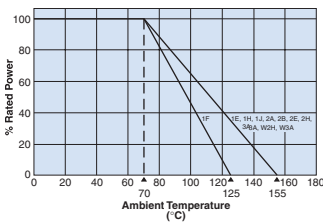
features

- Marking: 1F, 1H: no marking, black body
1E: blue body, no marking
1J: three-digit black marking (E-24 only)
on blue protective coat. 2A ~ 3A four-digit
black marking on blue protective coat.
- Products with lead-free terminations meet EU RoHS
requirements. EU RoHS regulation is not intended for
Pb-glass contained in electrode, resistor element and glass.
- AEC-Q200 Qualified: 0201 (1H), 0402 (1E), 0603 (1J), 0805
(2A), 1206 (2B), 1210 (2E), 2010 (2H/W2H), 2512 (3A/W3A)

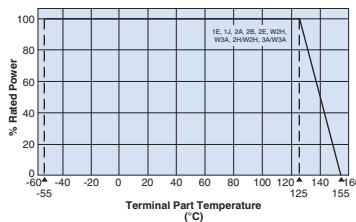
dimensions and construction



Derating Curve



For resistors operated at an ambient temperature of 70°C or above, a power rating shall be derated in accordance with the above derating curve.



For resistors operated at a terminal part temperature of described for each size or above, a power rating shall be derated in accordance with the above derating curve. Please refer to "Introduction of the derating curve based on the terminal part temperature" on the beginning of our catalog before use.

Type* (Inch Size Code)	Dimensions inches (mm)				
	L	W	c	d	t
1F (01005)	.016±.0008 (0.4±0.02)	.008±.0008 (0.2±0.02)	.004±.001 (0.1±0.03)	.004±.001 (0.11±0.03)	.005±.0008 (0.13±0.02)
1H (0201)	.024±.001 (0.6±0.03)	.012±.001 (0.3±0.03)	.004±.002 (0.1±0.05)	.006±.002 (0.15±0.05)	.009±.001 (0.23±0.03)
1E (0402)	.039 ^{+0.04} _{-.002} (1.0 ^{+0.1} _{-.05})	.02±.002 (0.5±0.05)	.008±.004 (0.2±0.1)	.01 ^{+0.02} _{-.004} (0.25 ^{+0.05} _{-.1})	.014±.002 (0.35±0.05)
1J (0603)	.063±.008 (1.6±0.2)	.031±.004 (0.8±0.1)	.012±.004 (0.3±0.1)	.012±.004 (0.3±0.1)	.018±.004 (0.45±0.1)
2A (0805)	.079±.008 (2.0±0.2)	.049±.004 (1.25±0.1)	.016±.008 (0.4±0.2)	.012 ^{+0.08} _{-.004} (0.3 ^{+0.2} _{-.1})	.02±.004 (0.5±0.1)
2B (1206)	.126±.008 (3.2±0.2)	.063±.008 (1.6±0.2)	.02±.012 (0.5±0.3)	.016 ^{+0.08} _{-.004} (0.4 ^{+0.2} _{-.1})	.024±.004 (0.6±0.1)
2E (1210)	.102±.008 (2.6±0.2)				
2H (2010)	.197±.008 (5.0±0.2)	.098±.008 (2.5±0.2)			
W2H (2010)				.026±.006 (0.65±0.15)	
3A (2512)	.248±.008 (6.3±0.2)	.122±.008 (3.1±0.2)		.016 ^{+0.08} _{-.004} (0.4 ^{+0.2} _{-.1})	
W3A (2512)				.026±.006 (0.65±0.15)	

* Parentheses indicate EIA package size codes.

ordering information

New Part #	RK73H	2B	T	TD	1003	F
Type						
Size		1F 1H 1E 1J 2A 2B 2E 2H W2H W3A 2H 3A	Termination Material T: Sn (1F ~ 3A) Contact factory for below options: L: SnPb (1E, 1J, 2A, 2B, 2E, 2H, 3A) G: Au (1E ~ 2A: 10Ω ~ 1MΩ) X: Bondable (1J ~ 2E: 10Ω ~ 1MΩ)	Packaging TX: 01005 only: 4mm width - 1mm pitch plastic embossed TBL: 01005 only: 2mm pitch pressed paper TA: 0201 only: 1mm pitch pressed paper TC: 0201 only: 7" 2mm pitch pressed paper (TC: 10,000 pcs/reel, TCM: 15,000 pcs/reel) TCD: 0201 only: 10" 2mm pitch pressed paper TPD: 0402 only: 10" plastic embossed TPL: 0402 only: 2mm pitch punch paper TP: 0402, 0603, 0805: 7" 2mm pitch punch paper TD: 0603, 0805, 1206, 1210: 7" 4mm pitch punched paper TDD: 0603, 0805, 1206, 1210: 10" paper tape TE: 0805, 1206, 1210, 2010 & 2512: 7" embossed plastic TED: 0805, 1206, 1210, 2010 & 2512: 10" embossed plastic For further information on packaging, please refer to Appendix A	Nominal Resistance 3 significant figures + 1 multiplier "R" indicates decimal on value <100Ω	Tolerance D: ±0.5% F: ±1%

applications and ratings

Part Designation	T.C.R. (x10 ⁻⁶ /K)	Power Rating @ 70°C	Resistance Range		Maximum Working Voltage	Maximum Overload Voltage	Rated Terminal Part Temperature	Operating Temperature Range
			D±0.5% E-24, E-96	F±1% E-24, E-96				
RK73H1F (01005)	±200	0.03W	—	100kΩ - 1MΩ ¹	20V	30V	—	-55°C to +125°C
	±250		—	100Ω - 91kΩ ¹				
	±300		—	10Ω - 91Ω ¹				
RK73H1H (0201)	±200	0.05W	10Ω - 1MΩ	10Ω - 10MΩ ¹	25V	50V	—	—
	±400		—	1.0Ω - 9.1Ω ¹				
RK73H1E (0402)	±100	0.063W (0.1W*)	10Ω - 1MΩ	10Ω - 1MΩ	50V	100V	125°C	-55°C to +155°C
	±200		—	1.0Ω - 9.76Ω 1.02MΩ - 10MΩ				
RK73H1J (0603)	±100	0.1W (0.125W*)	10Ω - 1MΩ	10Ω - 1MΩ	150V	200V	—	—
	±200		—	1.0Ω - 9.76Ω 1.02MΩ - 10MΩ				
RK73H2A (0805)	±100	0.125W (0.25W*)	10Ω - 1MΩ	10Ω - 1MΩ	200V	400V	125°C	-55°C to +155°C
	±200		—	1.0Ω - 9.76Ω				
	±400		—	1.02MΩ - 10MΩ				
RK73H2B (1206)	±100	0.25W	10Ω - 1MΩ	10Ω - 1MΩ	200V	400V	125°C	-55°C to +155°C
	±200		—	1.0Ω - 9.76Ω 1.02MΩ - 5.6MΩ				
	±400		—	5.62MΩ - 10MΩ				
RK73H2E (1210)	±100	0.5W	10Ω - 1kΩ	10Ω - 1KΩ	200V	400V	125°C	-55°C to +155°C
	±200	0.33W (0.5W*)	1.02kΩ - 1MΩ	1.02KΩ - 1MΩ				
	±200	0.5W	—	1.0Ω - 9.76Ω				
	±400	0.33W (0.5W*)	—	1.02MΩ - 5.6MΩ 5.62MΩ - 10MΩ				
RK73HW2H/2H (2010)	±100	0.75W	10Ω - 1MΩ	10Ω - 1MΩ	200V	400V	125°C	-55°C to +155°C
	±200		—	1.0Ω - 9.76Ω 1.02MΩ - 5.6MΩ				
	±400		—	5.62MΩ - 10MΩ				
RK73HW3A/3A (2512)	±100	1.0W	10Ω - 1MΩ	10Ω - 1MΩ	200V (500V*)	400V (500V*)	125°C	-55°C to +155°C
	±200		—	1.0Ω - 9.76Ω 1.02MΩ - 5.6MΩ				
	±400		—	5.62MΩ - 10MΩ				

Rated ambient temperature: +70°C

¹1F: 10~1MΩ; E-24. 1H: 1.0~9.1, 1M~10MΩ; E-24.

Rated voltage = √Power rating x resistance value or max. working voltage, whichever is lower

* Please refer to the "Higher Power Ratings" statement in the beginning of the catalog. Also, contact KOA prior to usage and for the max. working voltage and max. overload voltage.

environmental applications

Performance Characteristics

Parameter	Requirement Δ R (%+0.1Ω)		Test Method
	Limit	Typical	
Resistance	Within specified tolerance	—	25°C
T.C.R.	Within specified T.C.R.	—	+25°C/-55°C and +25°C/+125°C
Overload (Short time)	±2%	±1%: 1F ±0.5% Another	Rated Voltage x 2.5 for 5 seconds (2B: Rated Voltage x 2 for 5 seconds)
Resistance to Soldering Heat	±1%: 1F ~ W3A (10Ω≤R≤1MΩ); ±3%: 1H ~ W3A (R<10Ω, R>1MΩ)	±0.5%: 1F ~ W3A (10Ω<R<1MΩ); ±1%: 1H ~ W3A (R<10Ω, R>1MΩ)	260°C ± 5°C, 10 seconds ± 1 second
Rapid Change of Temperature	±1%: 1F ±0.5% Another	±0.5%: 1F ±0.3% Another	-55°C (30 minutes), +125°C (30 minutes), 100 cycles
Moisture Resistance	±2%: 1J, 2A, 2B ±3%: Another	±0.75%: 1J, 2A, 2B; ±1.5%: 1F, ±1%: Another	40°C ± 2°C, 90%-95% RH, 1000 hours, 1.5 hr ON, 0.5 hr OFF cycle
Endurance at 70°C	±2%: 1J, 2A, 2B ±3%: Another	±0.75%: 1J, 2A, 2B ±1%: Another	70°C ± 2°C, 1000 hours, 1.5 hr ON, 0.5 hr OFF cycle
High Temperature Exposure	±1%	±0.5%: 1F ±0.3%: Another	+125°C, 1000 hours: 1F; +155°C, 1000 hours: 1E, 1H, 1J, 2A, 2B, 2E, 2H/W2H, 3A/W3A

Specifications given herein may be changed at any time without prior notice. Please confirm technical specifications before you order and/or use.

12/05/14



Компания «ЭлектроПласт» предлагает заключение долгосрочных отношений при поставках импортных электронных компонентов на взаимовыгодных условиях!

Наши преимущества:

- Оперативные поставки широкого спектра электронных компонентов отечественного и импортного производства напрямую от производителей и с крупнейших мировых складов;
- Поставка более 17-ти миллионов наименований электронных компонентов;
- Поставка сложных, дефицитных, либо снятых с производства позиций;
- Оперативные сроки поставки под заказ (от 5 рабочих дней);
- Экспресс доставка в любую точку России;
- Техническая поддержка проекта, помощь в подборе аналогов, поставка прототипов;
- Система менеджмента качества сертифицирована по Международному стандарту ISO 9001;
- Лицензия ФСБ на осуществление работ с использованием сведений, составляющих государственную тайну;
- Поставка специализированных компонентов (Xilinx, Altera, Analog Devices, Intersil, Interpoint, Microsemi, Aeroflex, Peregrine, Syfer, Eurofarad, Texas Instrument, Miteq, Cobham, E2V, MA-COM, Hittite, Mini-Circuits, General Dynamics и др.);

Помимо этого, одним из направлений компании «ЭлектроПласт» является направление «Источники питания». Мы предлагаем Вам помощь Конструкторского отдела:

- Подбор оптимального решения, техническое обоснование при выборе компонента;
- Подбор аналогов;
- Консультации по применению компонента;
- Поставка образцов и прототипов;
- Техническая поддержка проекта;
- Защита от снятия компонента с производства.



Как с нами связаться

Телефон: 8 (812) 309 58 32 (многоканальный)

Факс: 8 (812) 320-02-42

Электронная почта: org@eplast1.ru

Адрес: 198099, г. Санкт-Петербург, ул. Калинина, дом 2, корпус 4, литера А.